




# ASSEMBLY INSTRUCTION FOR KING PANEL BED

**B-13030-3-KH/ B-13030-3-KF/ B-13030-3-QKR**  
**B-13030-5-KH/ B-13030-5-KF/ B-13030-5-QKR**  
**B-13030-7-KH/ B-13030-7-KF/ B-13030-7-QKR**

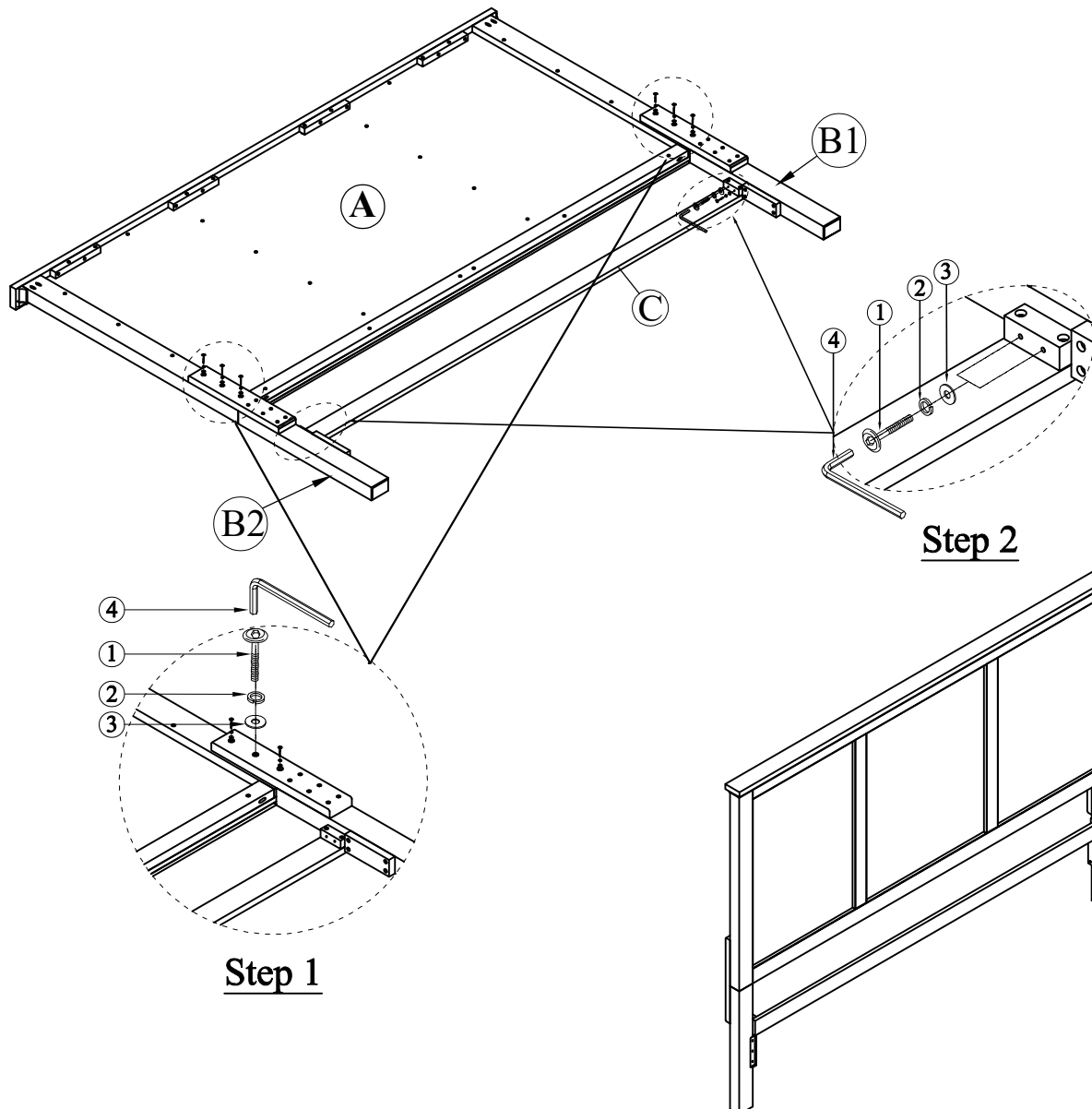
**Cautions:** Please read instructions thoroughly before unpacking assembly parts. Sharp, exposed staple tips can cause injury, therefore, for your protection, please remove any exposed staples used in parking.

1. We recommend that you should assemble this product with the assistance of another person; this will make assembly easier, and will help to eliminate damage to the product or injury to persons during assembly.
2. Be sure to check all packing materials carefully for small parts that may have come loose inside the carton during shipment.
3. Please do not over tighten screws or bolts.
4. Please put all parts on a non-abrasive floor before assembly, and follow the assembly steps to assemble your newly purchased product correctly and efficiently.

PART LIST FOR HEADBOARD			
No.	Part description	Code.	Q'ty
A	KING PANEL HEADBOARD		1
B1	HEADBOARD LEFT LEG	PB-13030-3-HBLEG1 PB-13030-5-HBLEG1 PB-13030-7-HBLEG1	1
B2	HEADBOARD RIGHT LEG	PB-13030-3-HBLEG2 PB-13030-5-HBLEG2 PB-13030-7-HBLEG2	1
C	BOTTOM STRETCHER	PB-13030-3-KHSTR PB-13030-5-KHSTR PB-13030-7-KHSTR	1

HARDWARE LIST			
No.	Hardware Description		Q'ty
1		Bolt (Ø1/4" x 1 3/4")	10
2		Lock Washer (Ø1/4" x 3/8")	10
3		Small Flat washer (Ø1/4"x1/2")	10
4		Allen key (4 x 59mm)	1
HeadBoard Hardware Packed with HeadBoard			

**⚠ Only tighten all bolts when all bolts aligned with bolt inserts.**






# ASSEMBLY INSTRUCTION FOR KING PANEL BED

B-13030-3-KH/ B-13030-3-KF/ B-13030-3-QKR  
B-13030-5-KH/ B-13030-5-KF/ B-13030-5-QKR  
B-13030-7-KH/ B-13030-7-KF/ B-13030-7-QKR

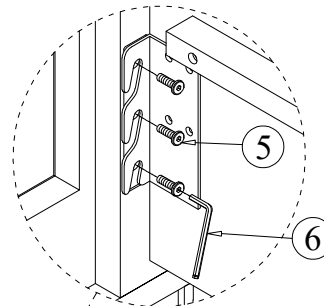
## PART LIST FOR FOOTBOARD

No.	Part Description	Code	Q'ty
D	KING PANEL FOOTBOARD		1
E	QUEEN/KING SIDE RAIL		2
F	SLAT FOR SUPPORT LEG	PB-13030-KSFSLT1	4
G	SLATS SUPPORT LEG WITH LEVELER	PB-13030-BDSPL1	8

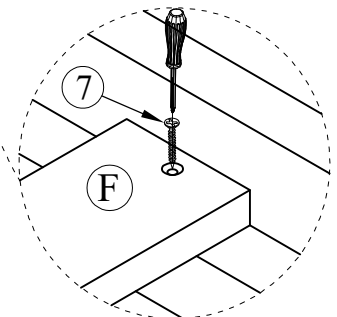
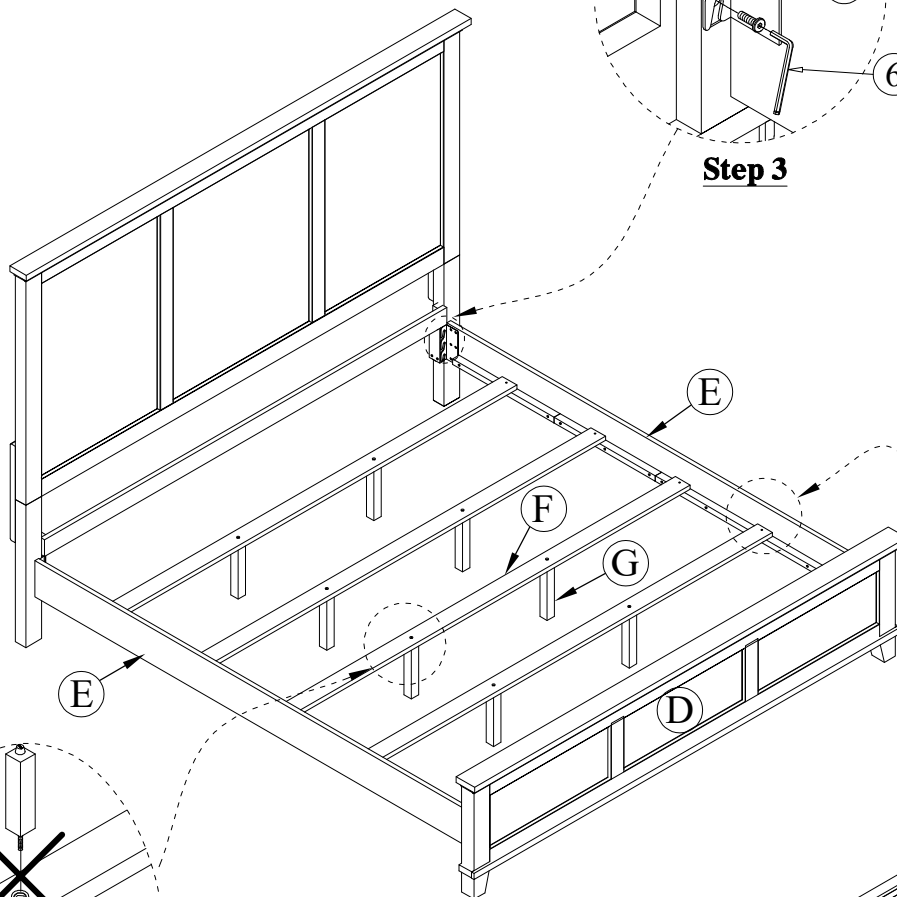
## HARDWARE LIST

No	Hardware Description		Code	Q'ty
5		Short Bolt (Ø5/16" x 1")	PB-13030-KBHW1	12
6		Allen key(4 x 59mm)		1
RAILS HARDWARE PACKED WITH RAIL				
7		Screw (Ø4 x 30mm)	PB-13030-KBHW1	8
FOOTBOARD HARDWARE PACKED WITH FOOTBOARD				

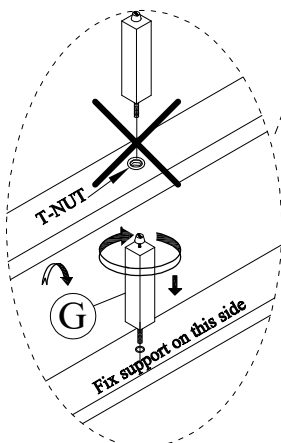
**⚠** Only tighten all bolts when all bolts aligned with bolt inserts.



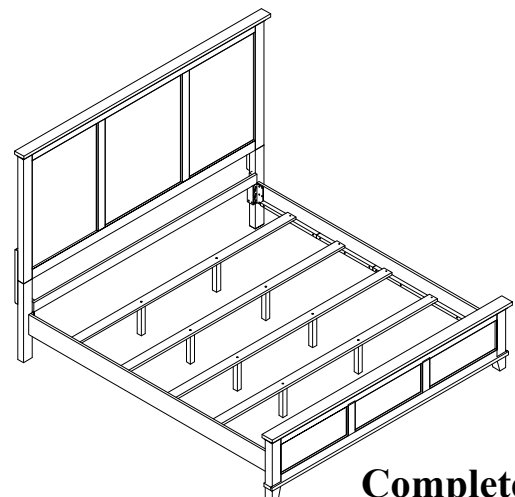
**Step 3**



**Step 5**



**Step 4**



**Complete**