

NordicSOFA module system



Fjords®
furniture of Norway




Nordic inspired modular concept with stunning design and seating comfort

Improve your living

NordicSOFA module system

Available in selected Hjellegjerde fabric and leather options.



- Molded cold cured foam in seat.
- Back rest cushions block molded cold cured foam.
- Seat and back cushions in fabric are reversible.
- Frame in doubled plywood and details in solid wood.

Choose from multiple arm options



ARM 11
W: 6.5 in
H: 16 in



ARM 12
W: 5 in
H: 19 in



ARM 13
W: 4 in
H: 17 in



ARM 14
W: 8.25 in
H: 17 in



ARM 17
W: 6 in
H: 15.5 in

Choose back and seat cushions.

for 3 and 3.5 seat width options.



3 pillows STANDARD for 3 and 3.5 seats.



2 pillows DUO for 2, 3 and 3.5 seats.

On 3 and 3.5 seats you can choose the number of back and seat cushions- 3 pillows or 2 larger cushions, called duo.

Choose from different fabrics and leathers.

Choose among a variety of modern fabrics and leather in contemporary colors.



More possibilities

- Optional adjustable Headrest.
- Choose from 5 Arm designs.
- Choose from Cushions in 3 sizes.
- Choose from Legs in 3 styles.

Leg Style Options



NORDIC ANGLED
Wood - H: 9 in



NORDIC STRAIGHT
Wood - H: 9 in



NORDIC PIN
Metal - H: 9 in

Wood Color Options

1. WALNUT



2. ESPRESSO



3. OAK



4. BLACK



Swivel Base for 1 seat chair

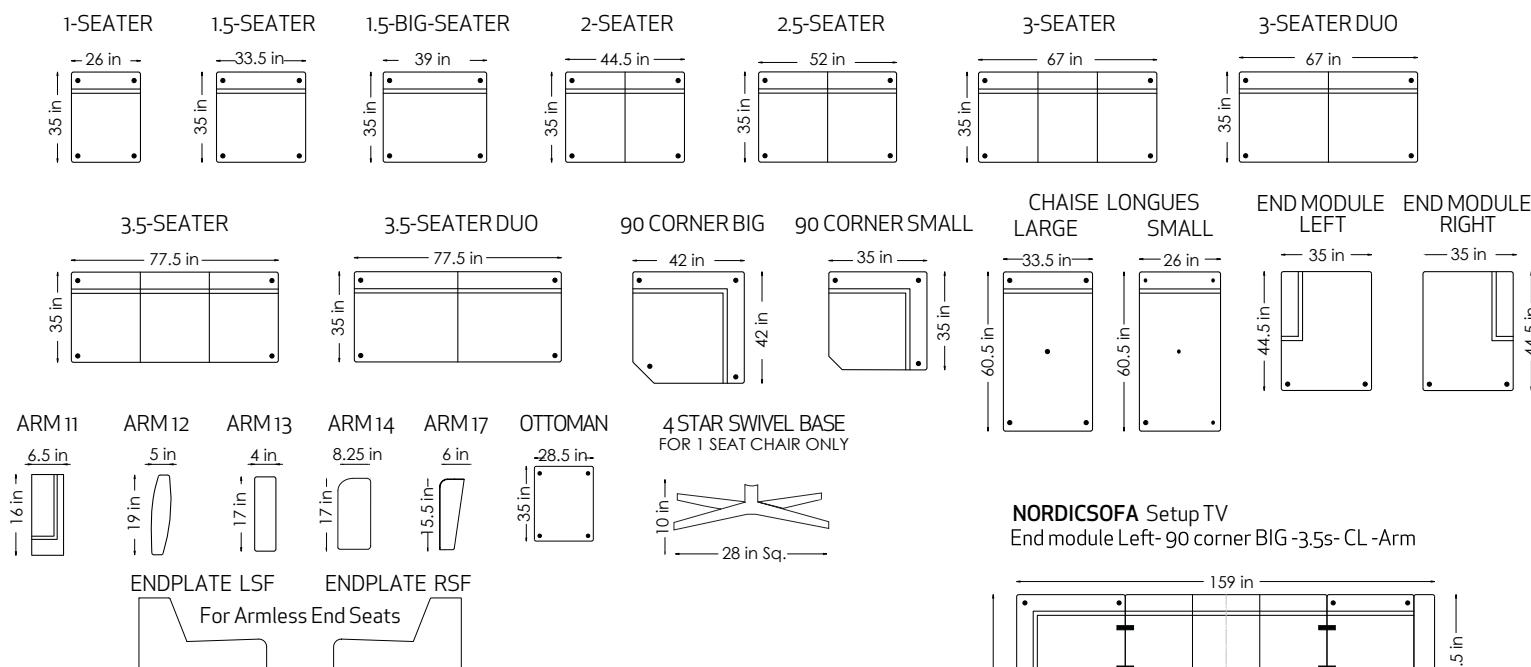
Available in Black, White and Grey- 360° Swivel



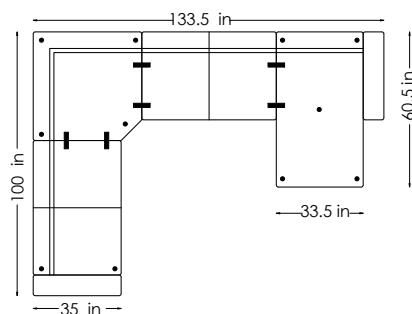
Build your own sofa

Choose the modules that fit your personal needs.

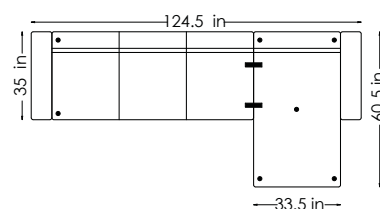
Modules / options - Standard modules for both large and small arrangements



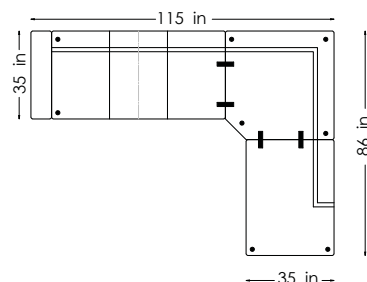
NORDICSOFA Setup B
Arm-2.5 s-90 corner BIG -2.5 s-CL-Arm Reversible



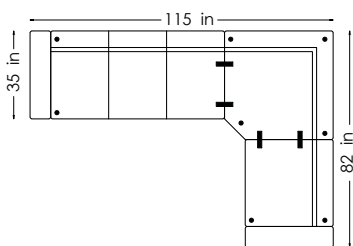
NORDICSOFA Setup E
Arm-3.5 s-CL-Arm Reversible



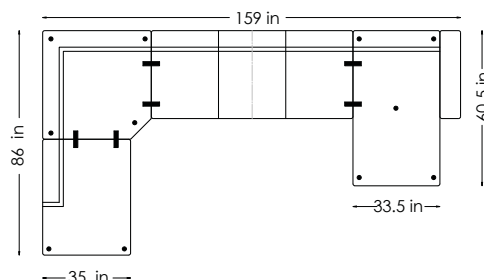
NORDICSOFA Setup RH
Arm-3 s-90 corner BIG -end module Right



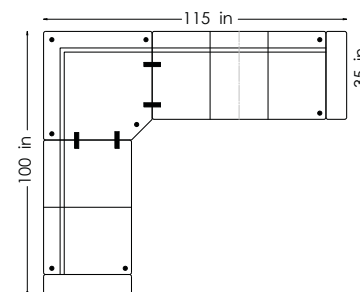
NORDICSOFA Setup H
Arm-3 s-90 corner BIG -1.5 s-Arm Reversible



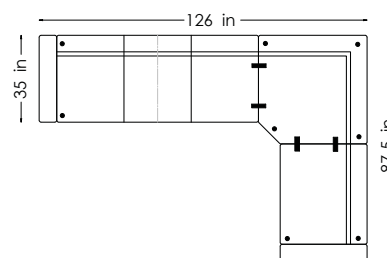
NORDICSOFA Setup TV
End module Left- 90 corner BIG -3.5s- CL -Arm



NORDICSOFA Setup F
Arm-2.5 s-90 corner BIG -3 s-Arm Reversible



NORDICSOFA Setup L
Arm-3.5 s-90 corner BIG -1.5 Big s-Arm Reversible



Depth: 35 in
Height: 33 in
Seat height: 18.5 in
Seat depth: 22 in

All measurements are listed with Arm 11 at 6.5 in.
Total size may vary by +/- 1.5 in depending on the thickness of the fabric / leather.

NordicSOFA

module system
by Fjords®



[A45] www.A45.no



Fjords USA Inc.

1200 County Road 523

Flemington, NJ 08822

Phone: 908-788-0881

Email: usa@hjellegjerde.com

www.hjellegjerde.com