



aspenhome®

Distributed by Furniture Values International, LLC

ASSEMBLY INSTRUCTIONS

ITEM NO: I349-9140-WST End Table

Thank you for purchasing this quality product. Be sure to check all packing material carefully for small parts that may come loose inside the carton during shipment.

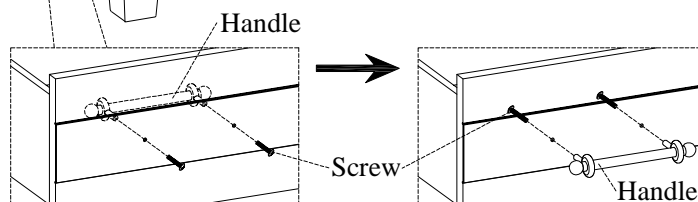
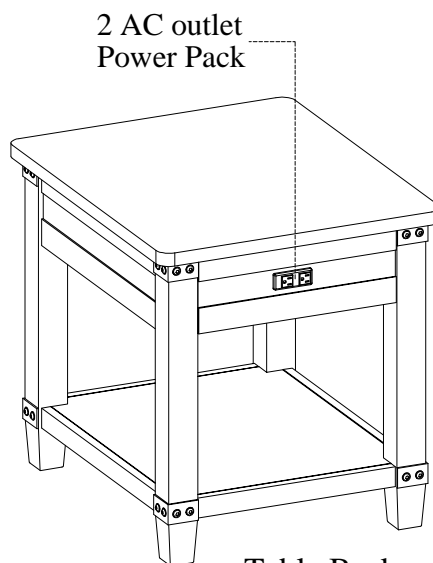
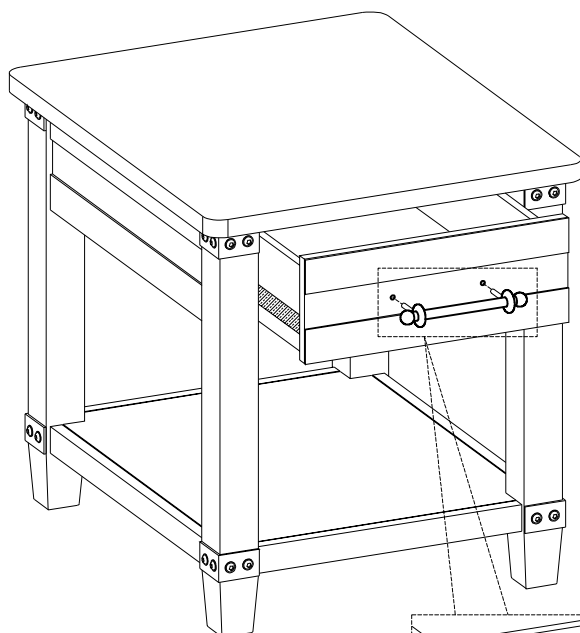


TOOLS REQUIRED (NOT PROVIDED)

PHILLIPS SCREWDRIVER 

STEP 1: Reverse the handle by removing screws while the drawer is open and attach the handle to front of the drawer with screws as shown below.

FUNCTIONALITY INSTRUCTION



BEFORE USING THIS PRODUCT PLEASE READ, UNDERSTAND, AND FOLLOW THESE INSTRUCTIONS.

Save these instructions for future reference.

FOR INDOOR USE ONLY