



24" WARMING DRAWER

EWD24SCH | HERITAGE COLLECTION



*Shown in Silver Stainless Steel with Epicure Style Handle

AVAILABLE MODELS

EWD24SCH 24" Stainless Steel with Epicure Style Handle and Chrome trim

FEATURES & BENEFITS

- Electronic Control Panel.
- Four Temperature Levels—Proof, Low, Medium and High (100-200°). Temperature will automatically set to the last temperature setting used when the drawer is turned on.
- Four Timer Settings—1, 2, 3 & 4 hours plus an infinite time mode which keeps the warming drawer on until you turn it off.
- The Infinite mode is very useful when you need the warming drawer on for extended periods of time like during parties and events or for use during the Sabbath.
- Blue LED Indicator lights.
- Large Capacity.
- 50 pound weight limit.
- Quick to heat with 500 watt heating element.
- Approved for installation under Dacor wall ovens, microwaves, cooktops and in under counter applications.
- Warming drawer only requires a 110v outlet so you can put one anywhere!

GENERAL PROPERTIES	
FINISH	STAINLESS STEEL WTH EPICURE HANDLE
TECHNICAL INFORMATION	
ELECTRICAL REQUIREMENTS	120V/60HZ
TOTAL CONNECTED LOAD	120V/60HZ/15A
TOTAL AMPS	15 AMPS
UTILITY LOCATIONS	RIGHT REAR ADJACENT CABINET OR BELOW INSTALLATION AREA
SHIPPING WEIGHT	70 LBS
PRODUCT DIMENSIONS	
APPLIANCE DIMENSIONS (H X W X D) (IN.)	10 1/8" X 24" X 23 13/16"
CUT OUT DIMENSIONS (W X D) (IN.)	19 1/8" X 22 1/2" X 24" DEPTH MINIMUM
DRAWER CAPACITY	1.33 CU. FT.

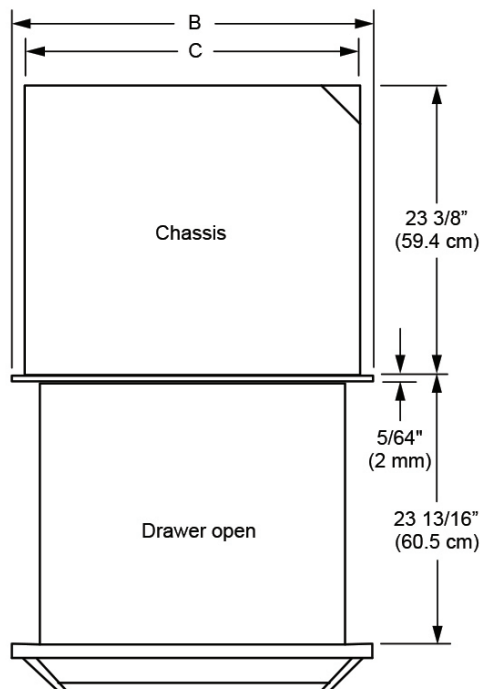
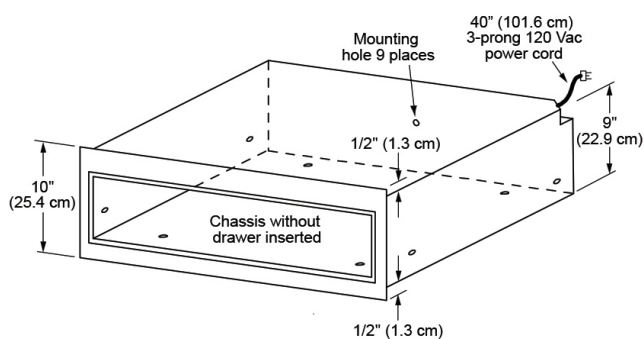
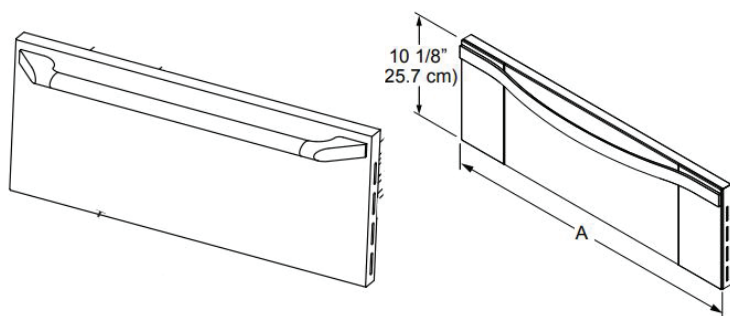


dacor

24" WARMING DRAWER

NON-INTEGRATED UNITS DIMENSIONS

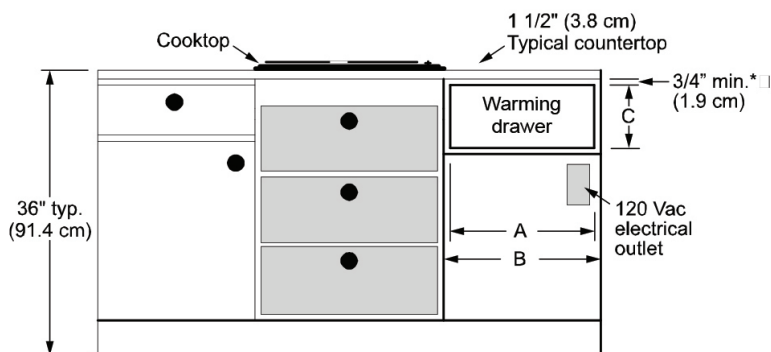
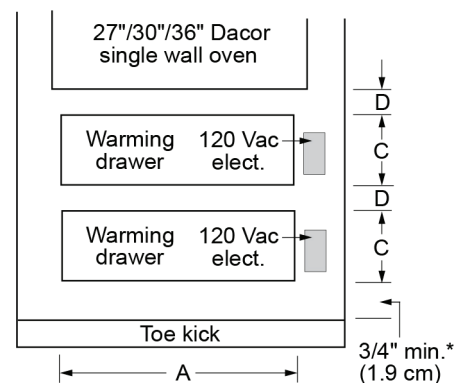
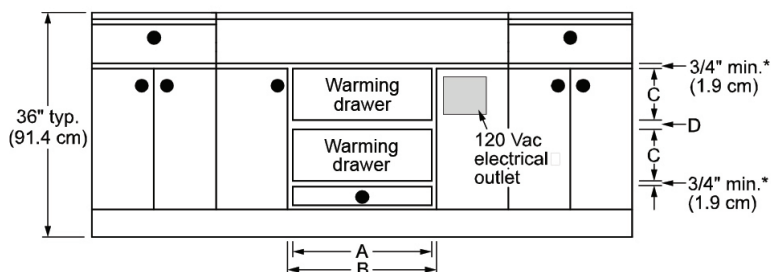
MODEL	A	B	C
EWD24	24"	23 5/8"	22 1/4"



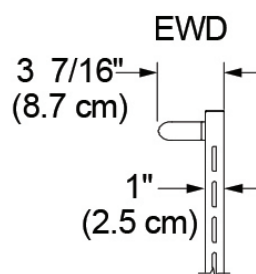
NON-INTEGRATED UNITS DIMENSIONS

MODEL	A	B	C	D	CUT OUT MIN.
EWD24	22 1/2"	24 1/4"	9 1/8"	11/4"	24"

CUTOUT DIMENSIONS



HANDLE DIMENSIONS



* all specifications and information subject to change. please visit www.dacor.com for the most current product details and install information

**Warranty: Limited , parts and labor for one year