

PureLine
30" Convection Oven

H 6880 BP



PureLine 30" Convection Oven H 6880 BP



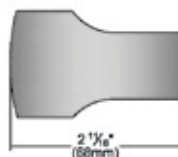

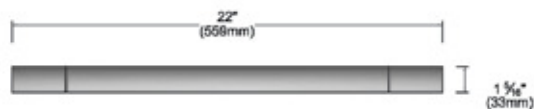
H 6880 BP

Features:

- M Touch controls are both easy to operate and navigate. An intuitive swipe of the screen will quickly lead you to your desired selection
- Self Clean Oven
- 19 Operating Modes including Moisture Plus (plumbed only) increases the humidity in the oven optimizing the cooking of a variety of foods
- MasterChef Plus — fully functional automatic programs to create 15 different types of bread at home
- MasterChef menu offers over 100 food types to cook to perfection
- Wireless Roast Probe for safe, easy handling and perfect roasting results
- Favorites — up to 20 recipes
- Sabbath Program
- CleanGlass Door
- TwinPower Fans provide optimum and even distribution of hot air
- Soft Open and Soft Close for easier handling
- The simple yet sleek Silhouette handle seems to float enhancing its modern design lines

Comfort Handle: Optional with ContourLine

(DS 6708 Item #09828380)

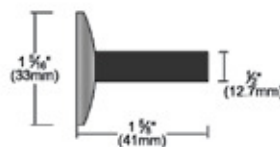
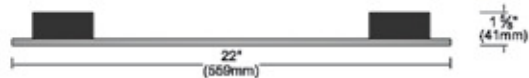
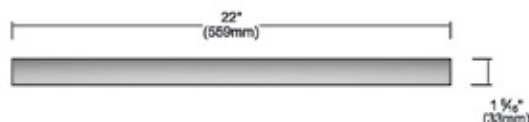


ComfortSwivel Handle: Standard with ContourLine Optional for PureLine

(DS 6718 Item # 09828390)

Silhouette Handle: Standard with Pureline Optional for Contourline

(DS 6808 Item # 09828400)



Silhouette Handle (Chrome):
Standard with BrilliantWhite
(DS 6808 Item # 09828410)



Silhouette Handle:
Standard with Truffle Brown
(DS 6808 Item # 09870690)

PureLine 30" Convection Oven

H 6880 BP



SPECIFICATIONS

H 6880 BP — Item 22688053USA

Overall Unit Width - Excluding Fascia Dimension	28 ⁷ / ₁₆ " (722mm)
Overall Height - Excluding Fascia Dimension	27 ³ / ₄ " (705mm)
Overall Unit Depth - Excluding Fascia Dimension	23 ³ / ₄ " (603mm)
Oven Door Clearance	23" (584mm)
Overall Oven Interior Capacity	4.63 cu.ft - 131.24 liters
Overall Fascia Dimensions	29 ¹³ / ₁₆ " (757mm) W x 28 ⁵ / ₈ " (727mm) H x 7 ⁷ / ₈ " (23mm) D
Oven Interior Dimensions	24 ¹ / ₂ " (622mm) W x 16 ⁵ / ₈ " (423mm) H x 18 ¹ / ₄ " (464mm) D

Built-In

Minimum Cabinet Width	28 ¹ / ₂ " (724mm)
Minimum Cabinet Depth	24" (610mm)
Minimum Cabinet Opening Height	28 ¹ / ₄ " (718mm)
Minimum Base Support	193 lbs
Additional Cut-outs Required	Venting cut-out required at base of cabinet (4" x 28" / 100mm x 720mm) in the bottom of the cabinet for power cord and ventilation

Plumbing

Plumbing Requirements	An Inline water filter, like activated carbon, is required to reduce mineral deposits. Do not connect to a Reverse Osmosis (RO) water system. Connect to a cold water supply only not to exceed 140°F (60°C). Must be connected to a shut-off valve. The water shut-off valve must be accessible after installation. The water pressure must be between 14.5 and 145 psi (1 and 10 bars). If the pressure is higher, install a pressure-reducing valve. The supplied hose has a length of 4' 11" (1.5 m). The hose must not be shortened.
-----------------------	---

Electrical

Electrical Requirements	208/240V 30A 60Hz circuit
Power Cord	Yes - NEMA 14-30 plug
Electrical Rating	120/208V, 30A, 60Hz 5800w / 120/240V, 30A, 60Hz 4400w
Total Amps	240V / 24.166A / 208V / 21.15A

Shipping

Shipping Weight	216 lbs
Shipping Dimensions	32 ¹¹ / ₁₆ " W x 35 ¹ / ₁₆ " H x 30 ⁵ / ₁₆ " L

Support

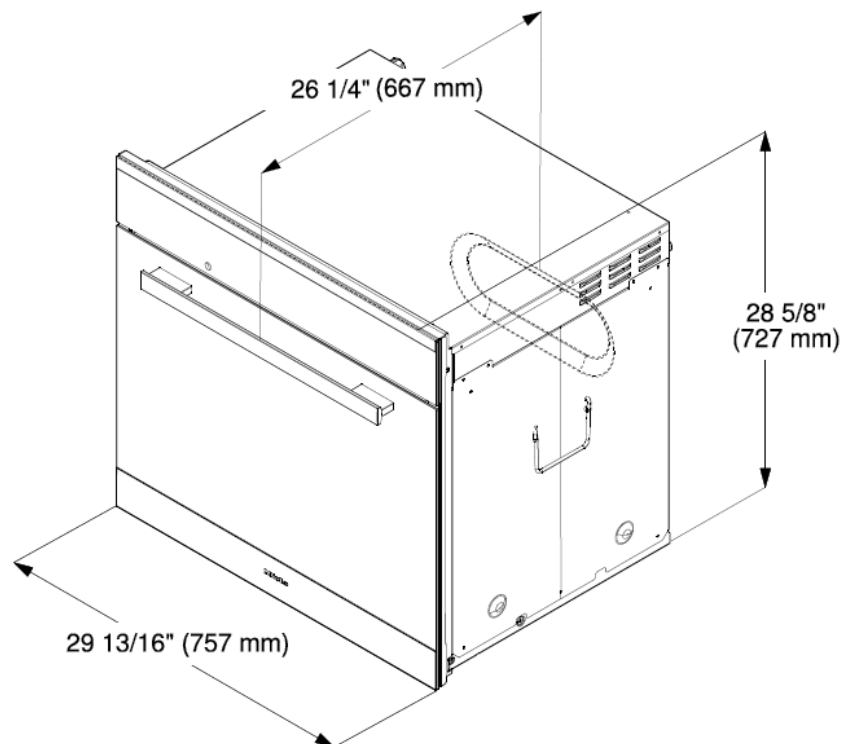
Call	800.843.7231
20/20	2020technologies.com

PureLine 30" Convection Oven H 6880 BP

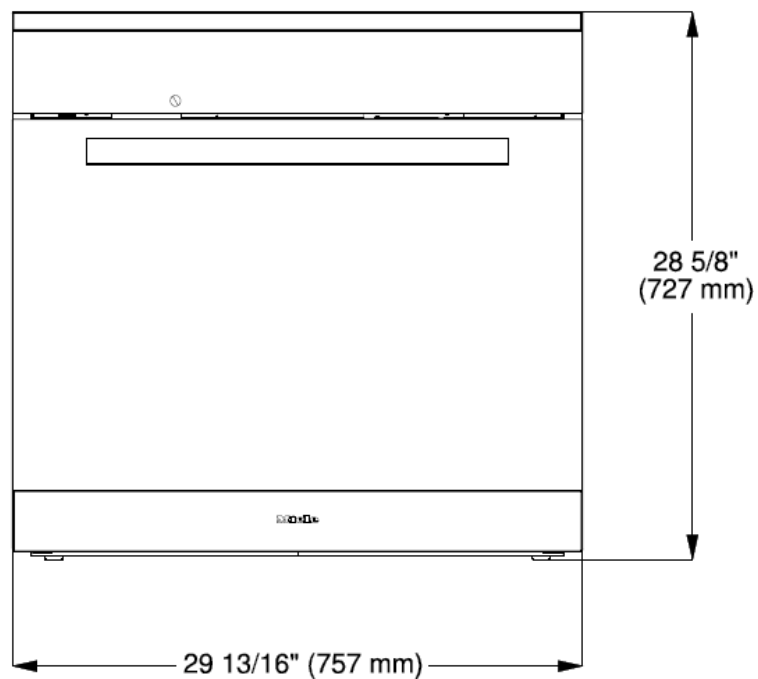


PRODUCT VIEWS

Isometric



Front

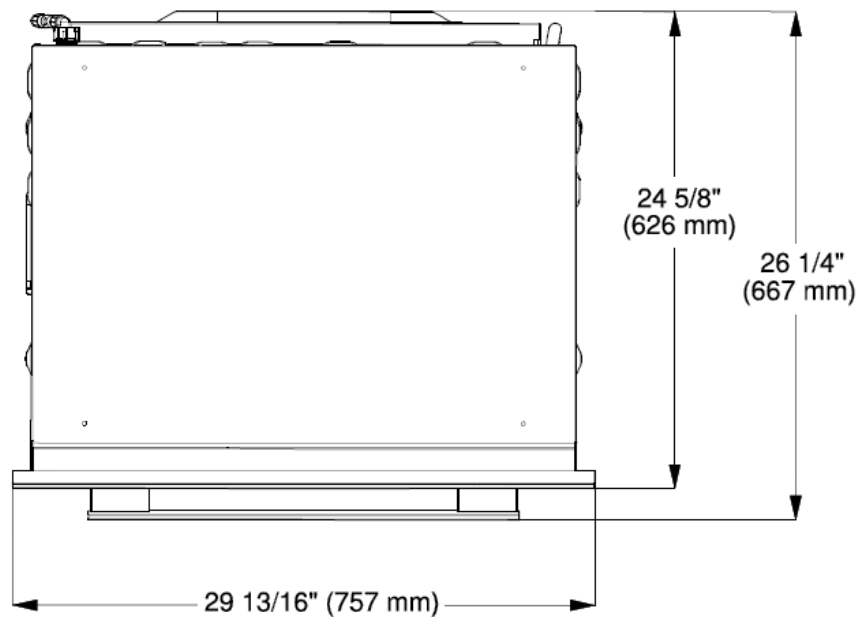


PureLine 30" Convection Oven H 6880 BP

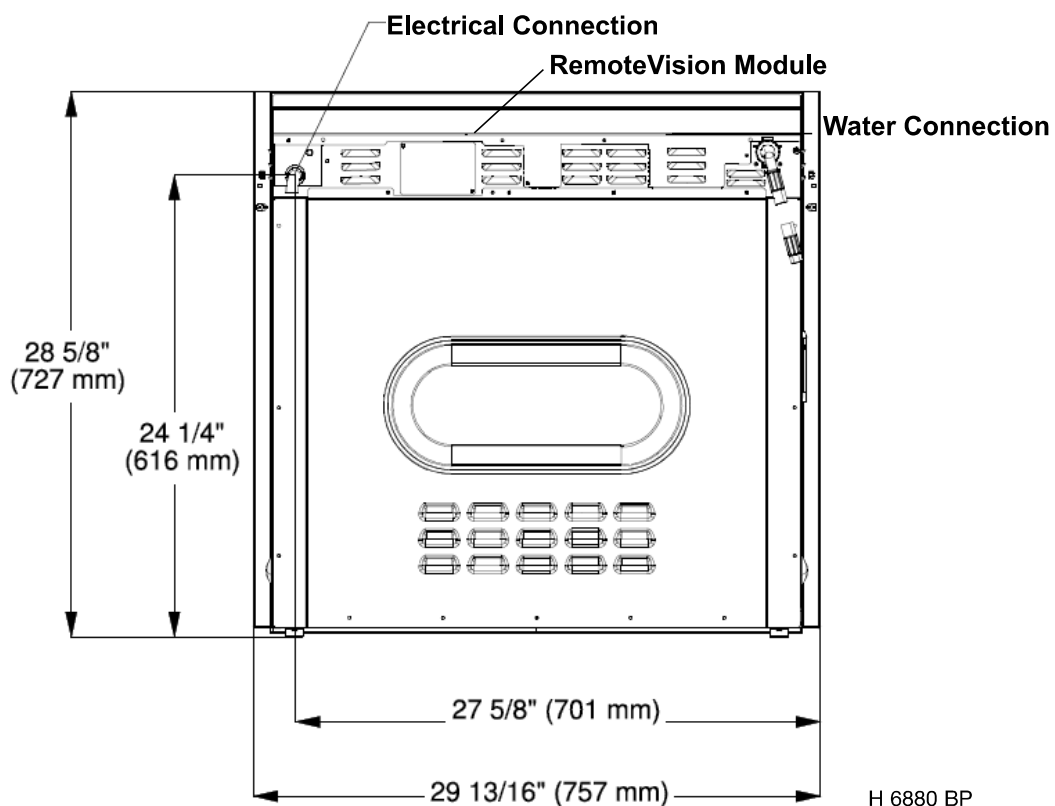


PRODUCT VIEWS

Top View



Rear View

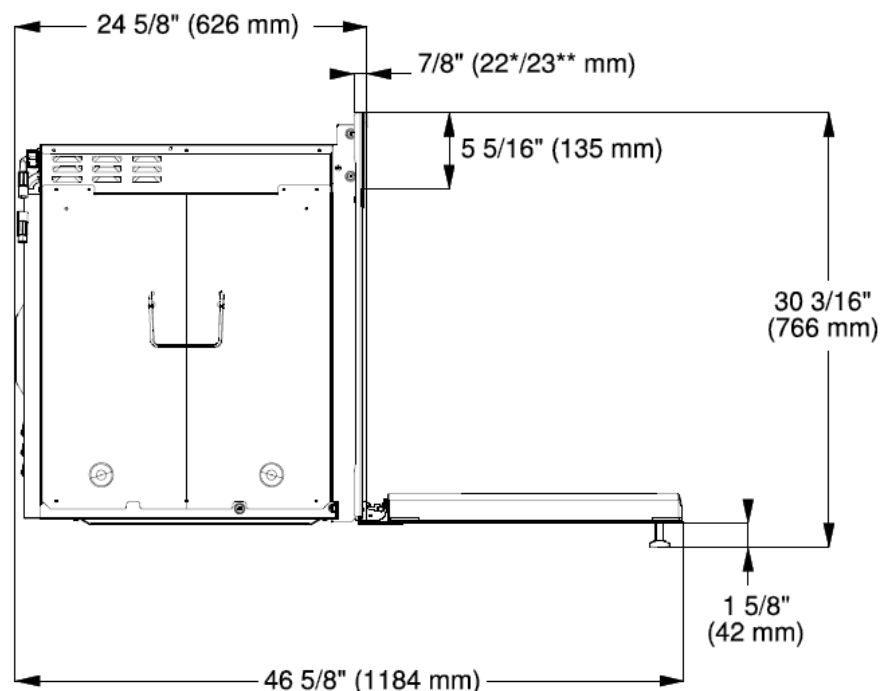


PureLine 30" Convection Oven H 6880 BP



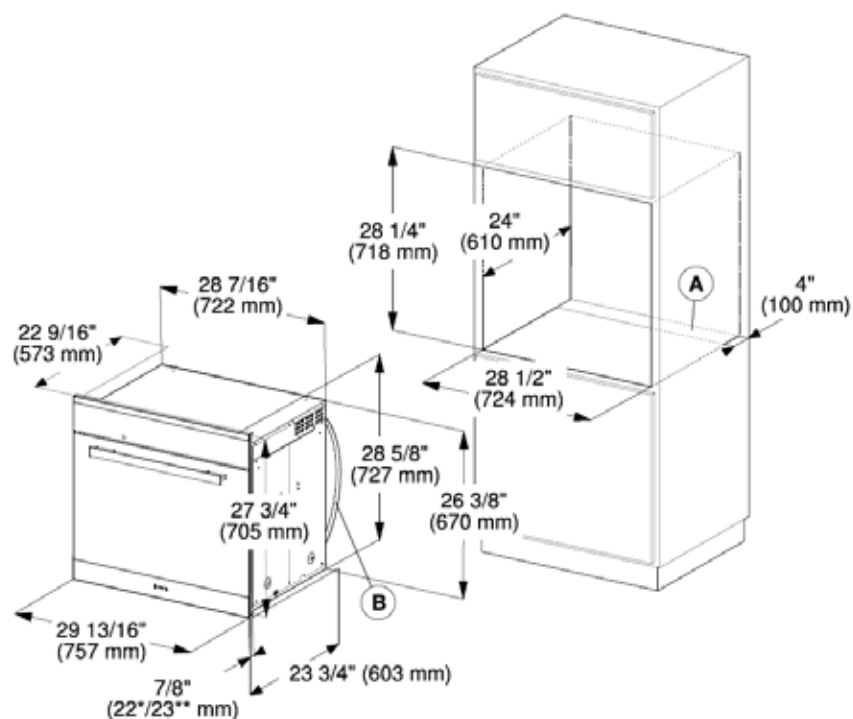
PRODUCT VIEWS

Side View



INSTALLATION SPECIFICATIONS

Install in Tall Cabinet



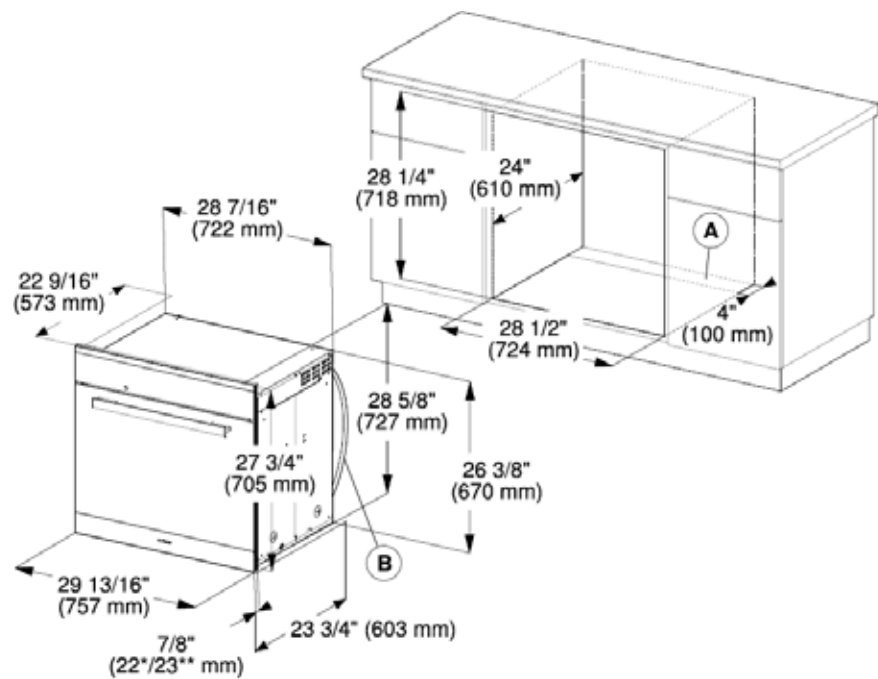
* Oven with glass front
** Oven with metal front

PureLine 30" Convection Oven H 6880 BP



INSTALLATION SPECIFICATIONS

Undercounter Installation



- * Oven with glass front
- ** Oven with metal front