

PCHBL630SS

Wall-mount Chimney Hood



YALE
APPLIANCE

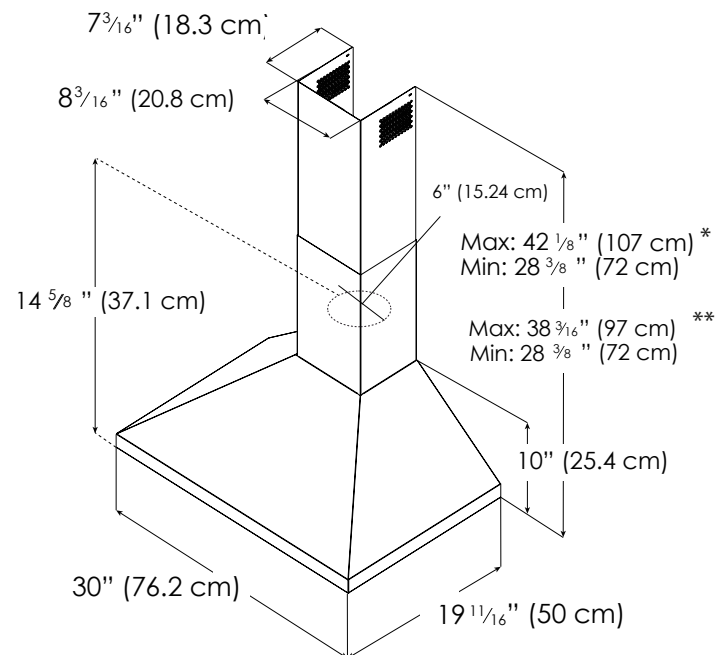


This model, with its pyramid shaped angles and stainless steel finish, makes a striking visual statement to any kitchen. Available in 30", features Black panel touch controls, LED lighting and 3-speed blower. It also features a telescopic chimney for up to 9'1" ceilings.

Designed for standard ducted installation it can also be installed as a recirculating system using the kit available as an accessory.

MOUNTING HEIGHT RANGE

 
 $\geq 24"$ $\geq 30"$



*Ductless version (recirculating)

**Ducted version

PCHBL630SS

Wall-mount Chimney Hood

YALE
APPLIANCE

SPECIFICATIONS

Width:	30" Unit
Model:	PCHBL630SS
Dimensions:	30"Wx 19 11/16"D x 10 1/4"
Blower Type(internal):**	600 CFM(4-speed)
Noise (sones):**	0.5 - 5.0 Sones
Finish:	Stainless Steel
Controls:	Black Panel Touch Control
Illumination: (Replaceable Lamps 1 Intensity)	2 LED, 2.1 Watts 4000 KELVIN 235 LUMEN/Lamp
Grease Filter:	(2) Stainless Steel Baffle Slot Filters
Duct Transition:	6" Round with Backdraft Damper (top only)
Installation Type:	Ducted or Recirculating with Kit
Mounting Height Range:	Electric ≥ 24", Gas ≥ 30"
Electrical:	120V - 60 Hz, 265 Watts
ACCESSORIES: Long Chimney Ext. Recirculating Kit:	ACC02762 - Reaches 8'5" - 11'3" (ducted), 8'6" - 11'7" (recirculating) ACC02766 (contains 6" deflector and 2 round carbon filters)
INSTALL HEIGHTS: Standard duct covers:	Reach ceiling heights of 7'5" - 9'1" (ducted), 7'5" - 9'6" (recirculating)
WARRANTY:	Two (2) years parts & in-home labor

FEATURES



STAINLESS STEEL BAFFLE SLOT FILTERS - With a baffle shape and a mesh backing, it allows airflow while preventing grease from passing through. Grease is collected in the baffle cavities with high capacity.



LED LIGHTING - High Quality LED with 20,000 hours of lifespan allows a significant energy saving.



AIR FLOW CONTROL - AFC technology enables the user to reduce the maximum blower CFM achieving <300 CFMs, to meet local code requirements.



Thermal barrier - The system detects extreme temperatures above 158 degrees and automatically increases the blower speed to HIGH.

AIRFLOW CONTROL

Air Flow Control technology enables the user to reduce the maximum blower CFM of your hood achieving <300 CFMs, to meet local code requirements.



* The product images shown are for illustration purposes only and may not be an exact representation of the product.

** CFM and Noise data indicate the performance of the hood blower tested according to international standards. For AHAM Certified Ratings, established in accordance with California Title 24 Standardized test procedure, please refer to AHAM Certified Product Directory. Electric Ratings are declared according to UL.