

COBALT SMART-HEAT™ ELECTRIC



KEY FEATURES

- ▶ **Industrial Design:** Crafted with high-quality quartz heating elements and robust 304-grade stainless steel construction
- ▶ **Powerful Electric Heat:** Available in 4000W and 6000W models for powerful heating up to 144ft²
- ▶ **Adjustable Mounting Options:** Supports wall and ceiling installations, providing versatility to suit various space requirements
- ▶ **Directional Heating:** Adjustable bracket system allows for precise heat direction, optimizing comfort for specific seating or lounge areas

MODEL OPTIONS

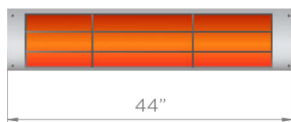


4000W

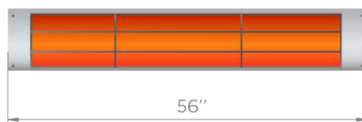


6000W

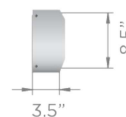
DIMENSIONS



44"



56"




8.5"

3.5"

MOUNTING OPTIONS



Wall Mounted




Ceiling Mounted

Discover more about *Cobalt Smart-Heat™ Electric*

Learn more at bromic.com

BROMIC
HEATING



SPECIFICATIONS

PRODUCT NUMBER	WATTAGE	HEAT AREA	WEIGHT	RATED CURRENT	MINIMUM FLOOR CLEARANCE	APPROVAL CERTIFICATION	IP RATING	CONTROL OPTIONS
BH0610003 BH0610007	4000W	130ft ²	19.8lbs.	230-240V/16.6A 208V/18.75A	WALL 6' CEILING 8'	INTERTEK ETL / cETL 4005951	IPX4	Affinity On/Off Affinity Dimmer Manual Wall Switch
BH0610004 BH0610008	6000W	160ft ²	22lbs.	230-240V/25A 208V/28.4A				

CLEARANCES

INCLUDED 9.5" POLE MOUNT

