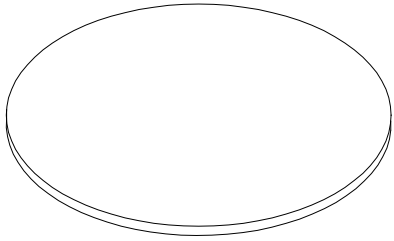


# TA54126

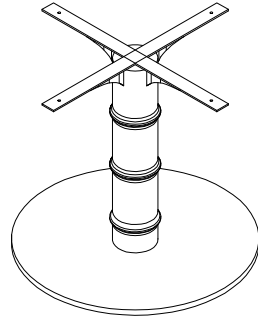
## ASSEMBLY INSTRUCTION

**P1** Top Table



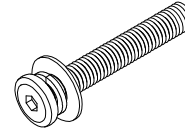
x 1

**P2** Base Table



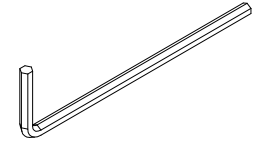
x 1

**1** Steel allen bolt, lock, flat washer

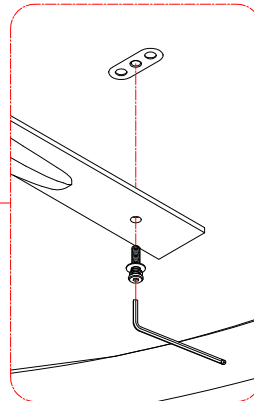
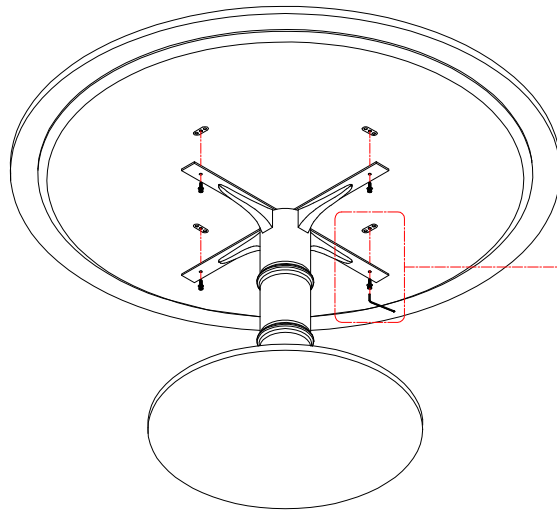


x 4

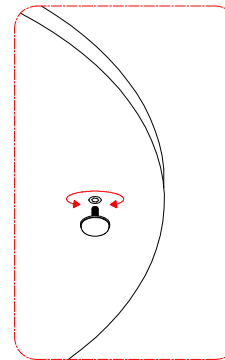
**2** Steel allen wrench



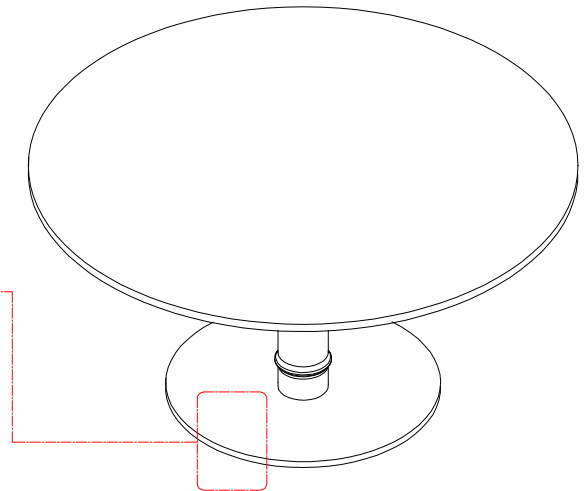
x 1



Detail 'A'



Detail 'B'



**INSTRUCTIONS :**

1. Set the table base at desire location.
2. Assemble the table top (**P1**) to the base (**P2**) then insert steel allen bolt & washer, use steel allen wrench and turn clockwise direction to tightened them. Refer detail 'A'
3. Item is ready to use. (Adjust glider for the table levelling if necessary, refer Detail 'B'.)