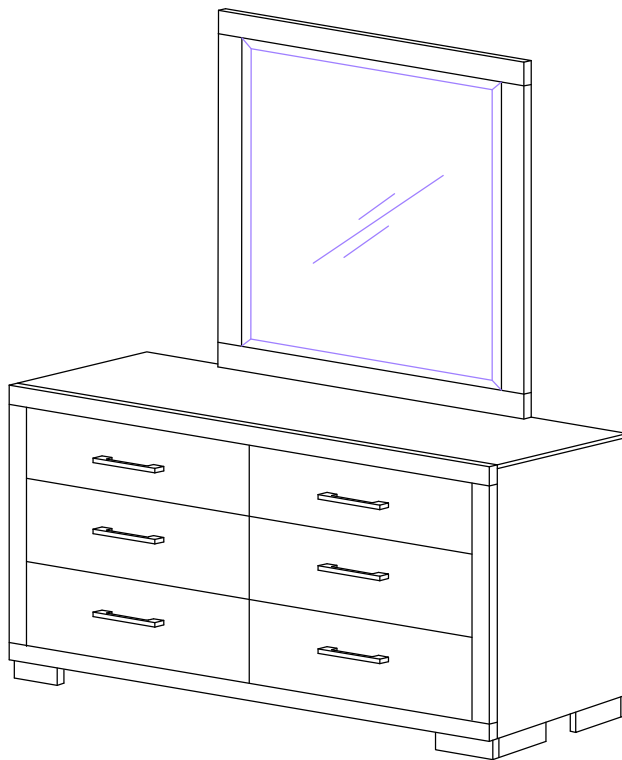


## ASSEMBLY INSTRUCTIONS COASTER FINE FURNITURE



*Fine Furniture for every stage of life*

**200714**  
***Mirror***

REVISION 0 : 05/14/2008  
REVISION 1 : 12/04/2012  
REVISION 2 : 08/08/2017  
REVISION 3 : 09/11/2018  
REVISION 4 : 12/02/2019

ITEM: **200714**



## ASSEMBLY INSTRUCTIONS

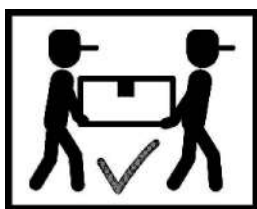
### ASSEMBLY TIPS:

1. Remove hardware from box and sort by size.
2. Please check to see that all hardware and parts are present prior to start of assembly.
3. Please follow attached instructions in the same sequence as numbered to assure fast & easy assembly.



### WARNING!

1. Don't attempt to repair or modify parts that are broken or defective. Please contact the store immediately.
2. This product is for home use only and not intended for commercial establishments.

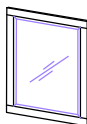


ASSEMBLY TIME

10 MINUTES

## PARTS IDENTIFICATION

A MIRROR




1PC

B DRESSER  
\*FROM BOX ITEM  
#200713



1PC

C MIRROR SUPPORT  
(PACKED WITH DRESSER)



2PCS

## HARDWARE IDENTIFICATION

1 FLAT HEAD SCREW  
(M4 x 32mm - BLK)



8PCS

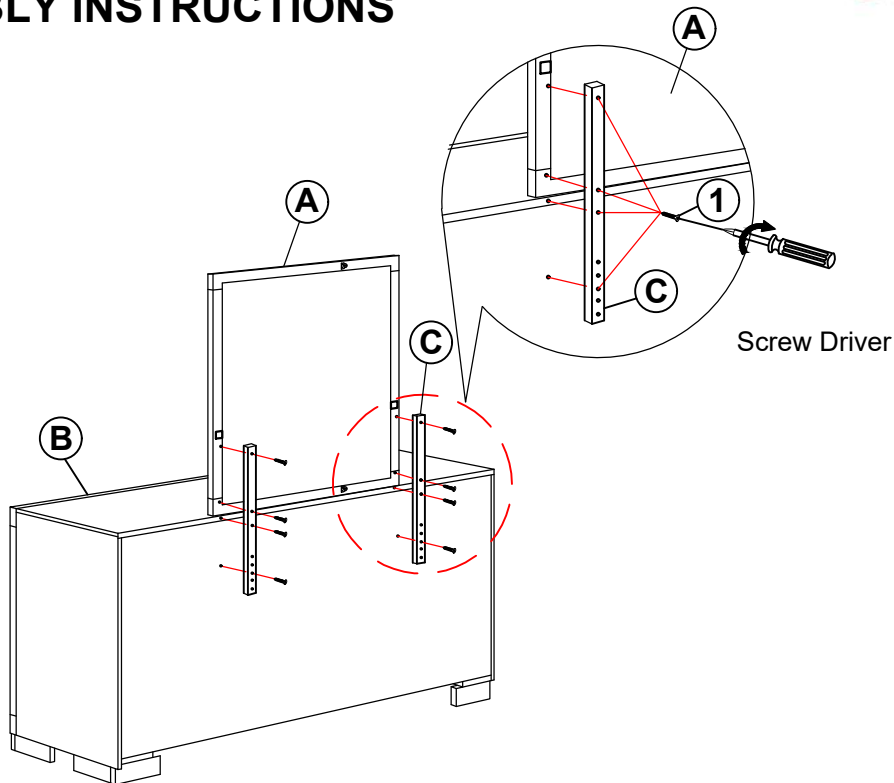
### NOTE:

Phillips head screw driver is required in the assembly process; however, manufacturer does not provide this item.

ITEM: **200714**

## ASSEMBLY INSTRUCTIONS

### STEP 1



### STEP 2

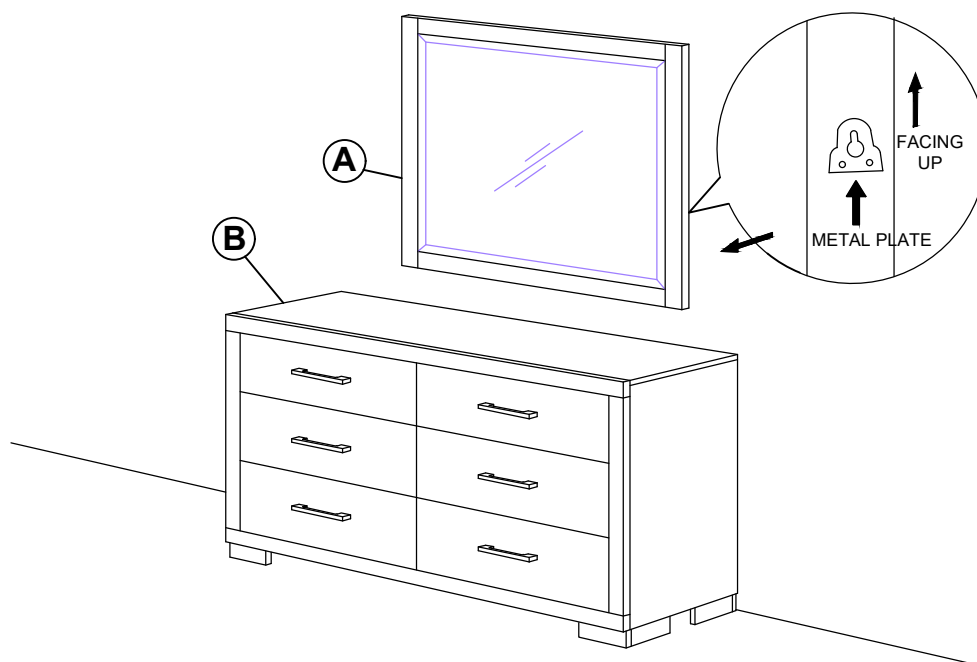
#### (OPTIONAL)

Align and hang the mirror against the wall in landscape orientation with both left and right pre-fixed metal bracket in correct orientation.

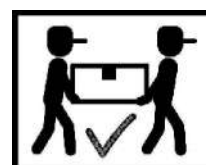
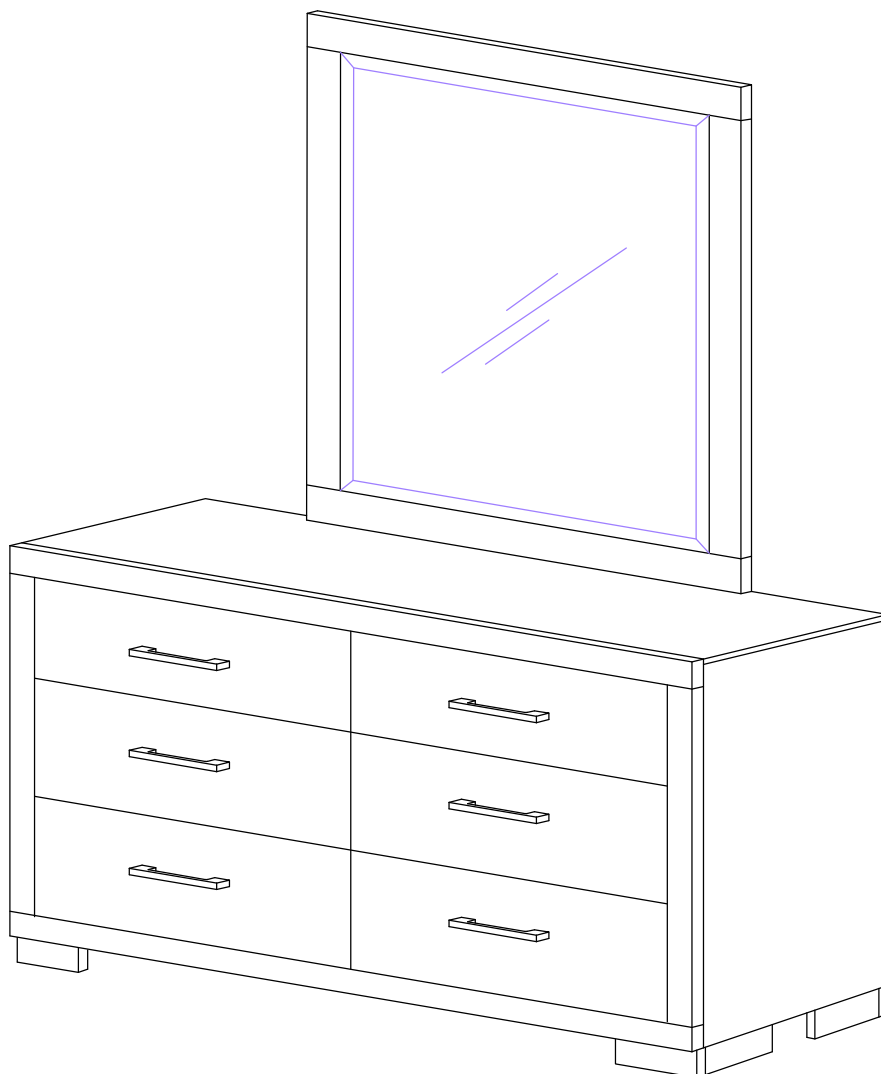
**Note :** Screws or fittings to fix the mirror to the wall are not included. Choose screws or fittings that are suitable to the wall material and have sufficient holding power.

If you are uncertain, contact your local specialised retailer.

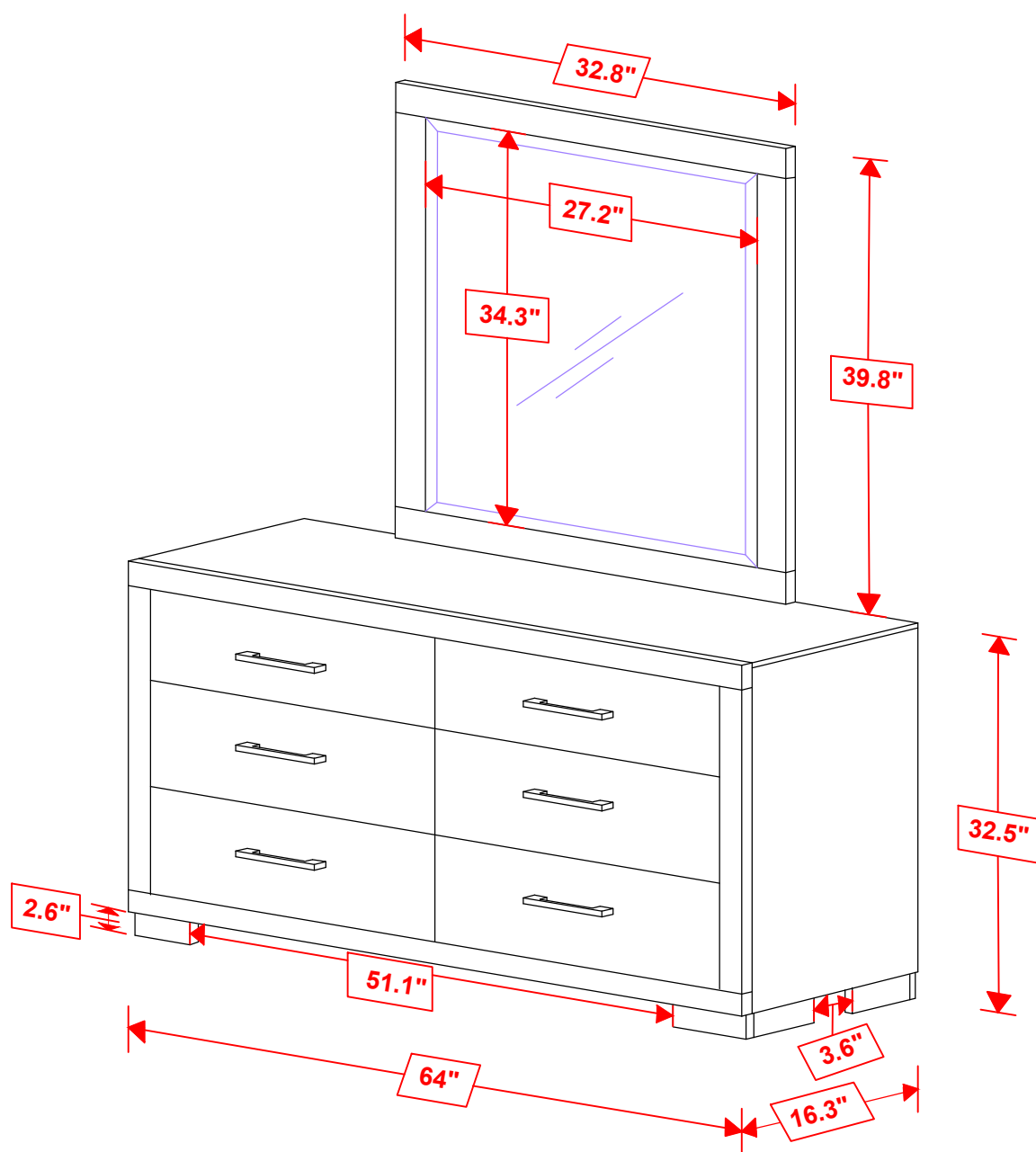
**Warning :** Wrong assembly can lead to the mirror topples or falls resulting in personal injury or damage.



ITEM: **200714**  
**ASSEMBLY INSTRUCTIONS**  
**STEP 3**  
**COMPLETE**



ITEM: **200714**



**NOTE :** DIMENSION TOLERANCE  $\pm$  5%

COASTERFURNITURE.COM