

ASSEMBLY INSTRUCTIONS COASTER FINE FURNITURE



Fine Furniture for every stage of life

936135
Accent Table

ITEM: **936135**



ASSEMBLY INSTRUCTIONS

ASSEMBLY TIPS:

1. Remove hardware from box and sort by size.
2. Please check to see that all hardware and parts are present prior to start of assembly.
3. Please follow attached instructions in the same sequence as numbered to assure fast & easy assembly.



WARNING!

1. Don't attempt to repair or modify parts that are broken or defective. Please contact the store immediately.
2. This product is for home use only and not intended for commercial establishments.



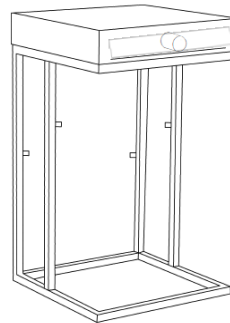
ASSEMBLY TIME

5 MINUTES

PARTS IDENTIFICATION

A ACCENT TABLE

1PC



B MAGAZINE HOLDER

1PC



C PEDESTAL COLUMN

2PCS

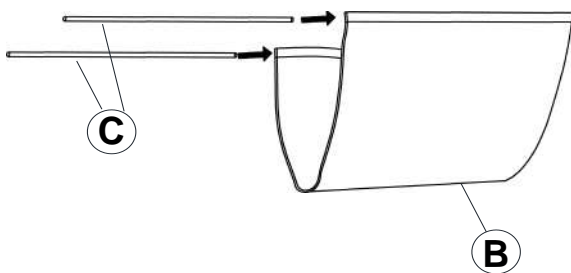


ITEM: **936135**

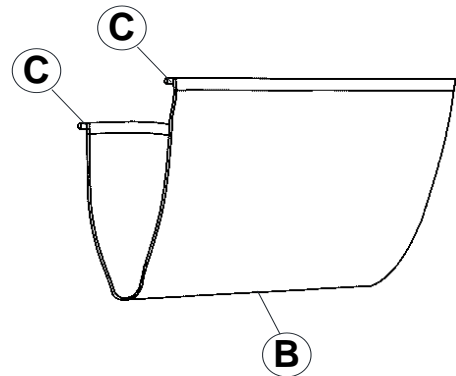


ASSEMBLY INSTRUCTIONS

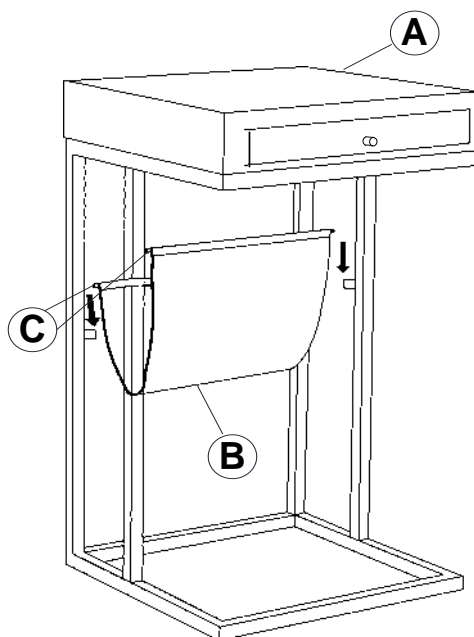
STEP 1



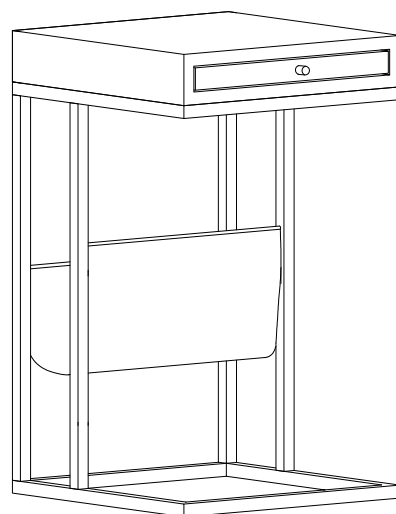
STEP 2



STEP 3



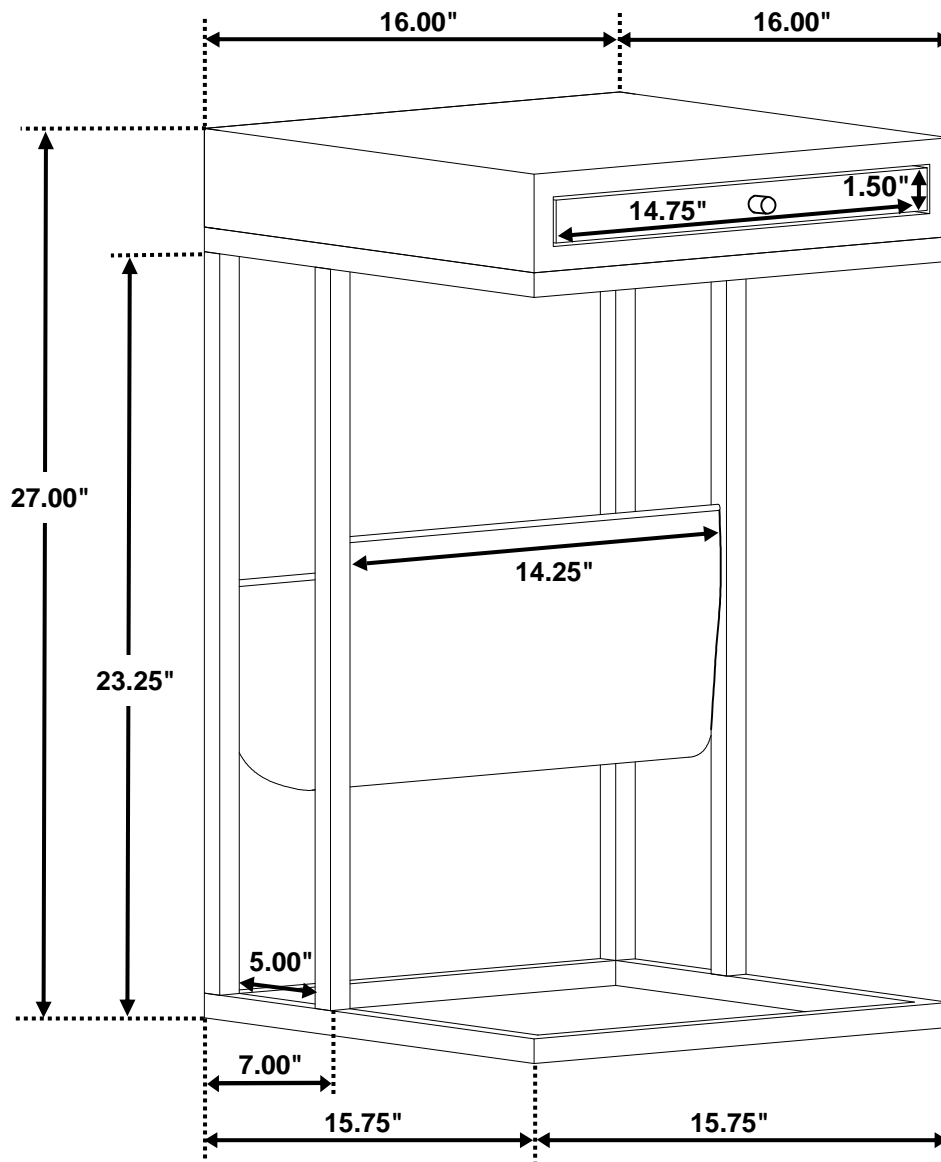
STEP 4 **COMPLETE**



ITEM: **936135**



Inner Size of Drawer : 12.25"W x 12.25"W x 1.25"H x 0.50"T



Note : Dimension tolerance $\pm 5\%$