

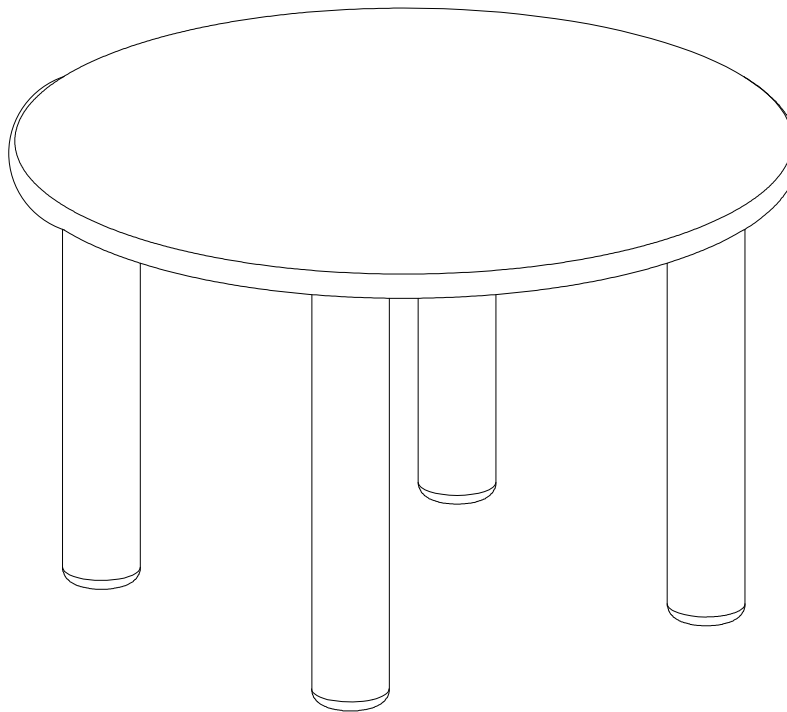
# MOE'S

home collection

## ASSEMBLY INSTRUCTIONS.

MILO ROUND DINING TABLE OAK



FC-1003-24-0







THANK YOU FOR YOUR PURCHASE !

## PARTS AND HARDWARE.

### PARTS LIST

No.	DESCRIPTION	IMAGE	Q'TY
A	TOP		1
B	LEGS		4

### HARDWARE LIST

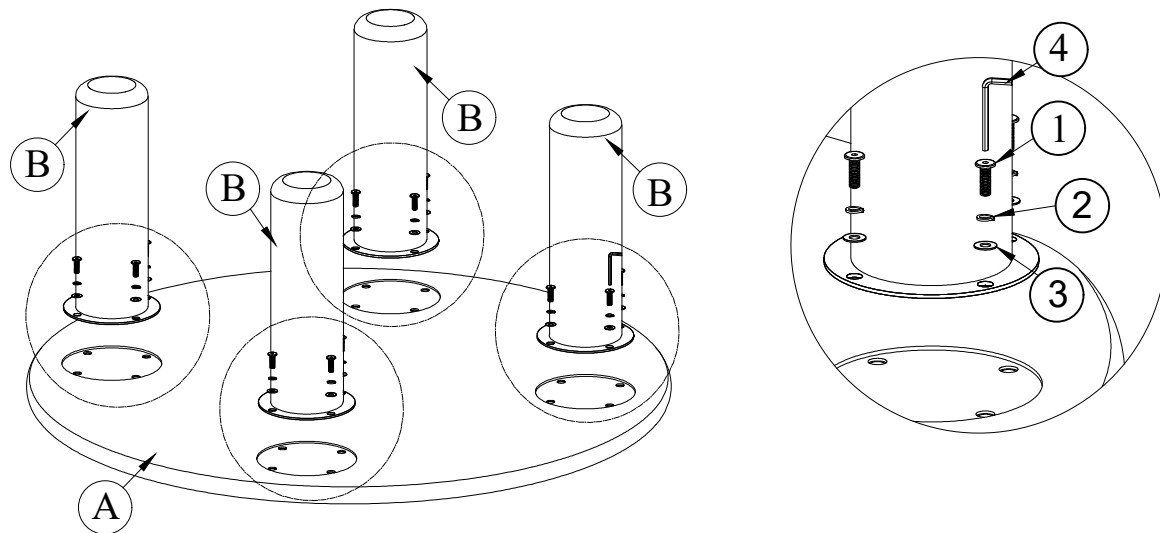
No.	DESCRIPTION	IMAGE	Q'TY
1	BOLT M8x25		16
2	LOCK WASHER Ø8xØ12		16
3	WASHER Ø8xØ16		16
4	ALLEN KEY K4		1

## NOTES.

Thank you for purchasing this quality product! Be sure to check all packing material carefully for small part that may have come loose inside the carton during shipping.

**CAUTION:** The item is heavy, assembly should be performed by two people.

## STEP 1.



## STEP 2.

