


(A)

x1 Nightstand
x1 Table de chevet
x1 Mesa de noche



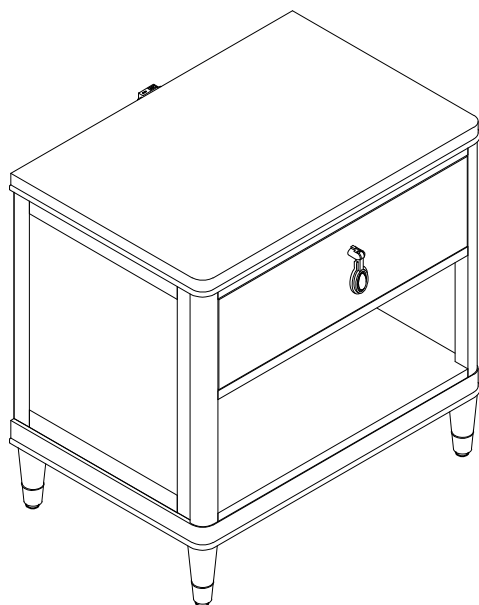
(B)

x4 Leg *
x4 Patte
x4 Pata



(1)

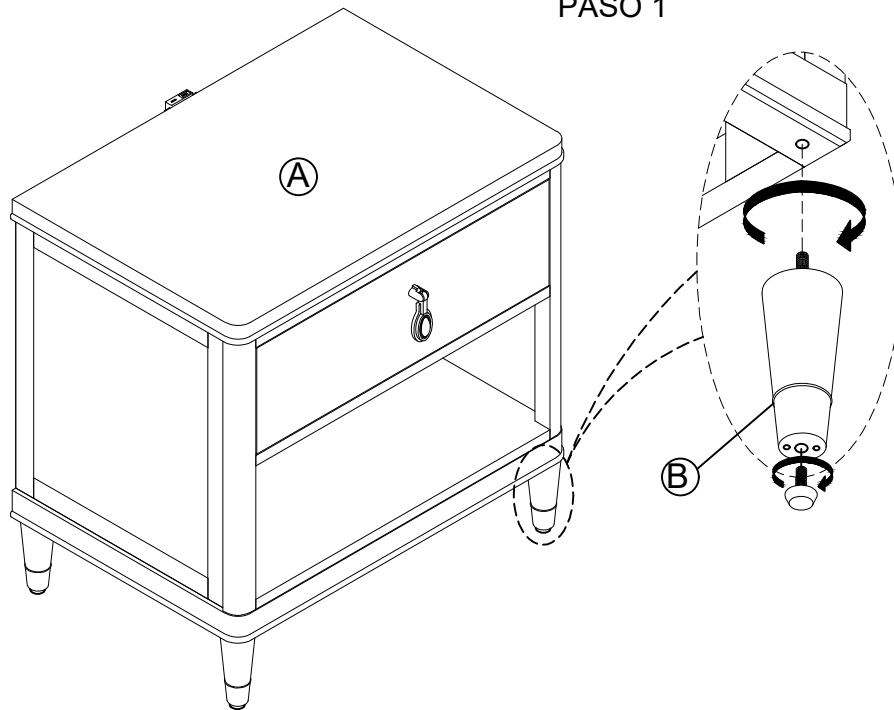
x1 Furniture Tipping Restraint
x1 Systeme antibasculement
x1 Control para evitar vulcos



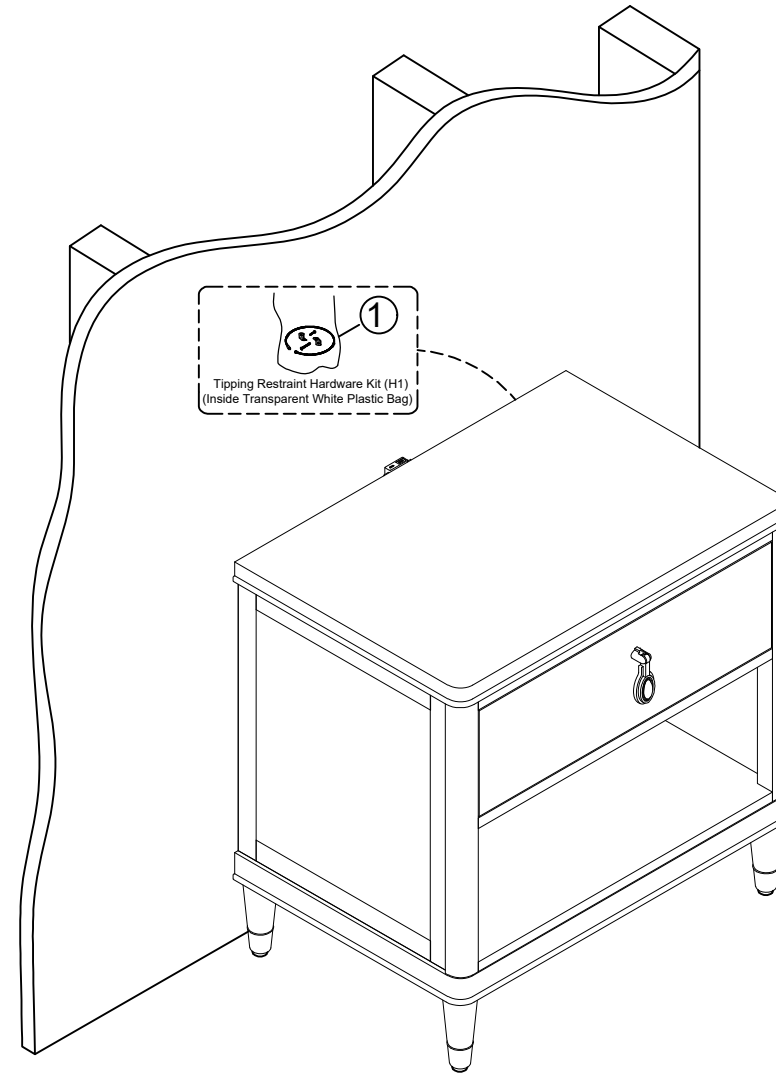
* Replaceable Part



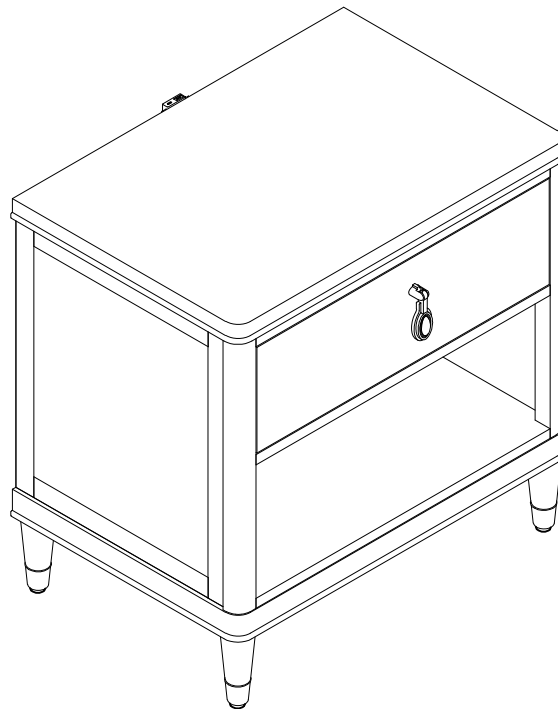
STEP 1
ÉTAPE 1
PASO 1



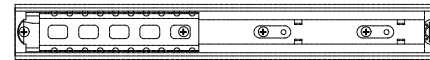
STEP 2
ÉTAPE 2
PASO 2



* Replaceable Part



x1 RP377100-PULL- Pull with Screw
 - Tirer et vis
 - Tire y Tornillo



1 Set COMGLIDE-10-45 -Common Glide
 - Glissière
 - Carril de deslizamiento



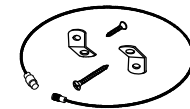
x4 RP377140-FOOT - Foot with Metal Cap
 - Pied
 - Pie



x1 RP377140-USB- USB port
 - Prises USB
 - Conectores USB



x4 RC-FG-WHITE - White Leveler
 - Patin réglable
 - Nivelador



x1 RC-ANTI-TIP -M- Metal Anti- tip kit
 - Systeme antibasculement
 - Control para evitar vulcos

* Replaceable Part

Protect Your Wood or Laminate Flooring

*This statement applies to any floor without carpet.

If not careful, all furniture including upholstery and case pieces can scratch, scuff and even gouge floors. The recommendation is to have felt, rubber pads or area rugs under furniture on flooring without carpet.

Moving your furniture

Pushing and dragging furniture over floors without carpet can lead to scratches and scuffs. Have someone

help when moving the larger pieces of furniture by lifting, try using a dolly or moving pads.

Felt and rubber pads

Applying furniture pads to the feet of furniture helps cushion contact points. Furniture pads can be found at local hardware stores. Felt pads slide easily across the floor, making them ideal for dining chairs and other pieces that move with use. Rubber pads will help furniture stay in place and are perfect for larger pieces, like sofas and loveseats.

Area rugs and rug pads

Using an area rug under furniture is another way to protect your floor from scratches and scuff marks. A rug pad under the area rug will provide extra cushion and added protection.