

**CROSLEY**



# Top Load Washer

CAW38115HW

12 Wash Cycles  
3.8 Cu. Ft. D.O.E.



## Product Dimensions

|        |       |
|--------|-------|
| Height | 44"   |
| Width  | 27"   |
| Depth  | 26.5" |

## Other Features

### Add-a-Garment

Don't worry if you left a few of your items behind. Extra time before the spin cycle starts lets you toss in any missed or forgotten items.

### Heavy Duty Cycle

### Bulky Items/Sheets Cycle

The Bulky Items/Sheets cycle takes care of bedding as well as those bulky winter jackets. The washer fills with enough water to wet down the load before the wash cycle begins, then uses a higher water level than other cycles.

### Water Level Selection

Choose the water level you need for the cycle you want. No matter which cycle you choose, Water Level Selection lets you select Auto Fill to adjust water based on load size or the Deep Water Wash option to help break down loose soils with more water.

## Signature Features

### Stainless Steel Tub

This wash basket is designed with smooth spiral cut stainless steel to prevent even the most delicate fabric from snagging.

### 3.8 Cu. Ft. Capacity


No need to go to the laundromat to wash bulky items. Get the extra space you need with this 3.8 cu. ft. capacity washer.

### Two-way Wash Action Spiral Agitator

Take on your toughest loads. The two-way wash action spiral agitator works with the wash basket to provide the wash action and cleaning performance to give your clothes the right clean.

### Slow-Close Glass Lid

Smashed fingers are a thing of the past with this gentle lid-closing mechanism.




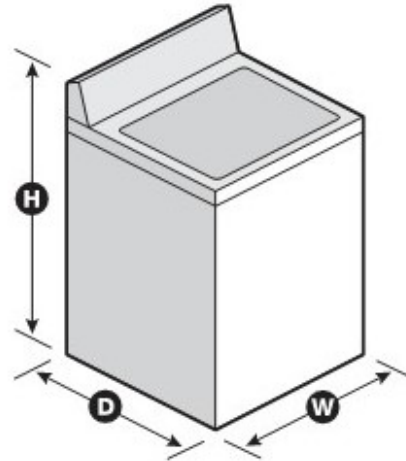
Classic  
White

[www.crosley.com](http://www.crosley.com)

# Top Load Washer

CAW38125HW 3.8 Cu. Ft. D.O.E.

|                              |   |
|------------------------------|---|
| Model Number                 | <b>CAW38125HW</b>   |
| Matching Dryer               | <b>CE/GD7006GW</b>  |
| DOE Capacity                 | 3.8 cubic feet  |
| Basket                       | Stainless Steel   |
| Lid                          | Wide Opening Lid  |
| Console                      | Metallic Console<br>-Knobs  |
| LED Status Lights (Progress) | Yes   |
| UI, LED Color                | Green   |
|                              | Dual Action Agitator (w/fins)   |
|                              |                        |
| HE Agitator                  |   |
| Agitator Cap                 | Fabric Softener Dispenser   |
| Basket Floor                 | Composite & SS  |
| Basket Material              | Stainless Steel   |
| Drive System                 | PSC Drive 1/4 hp  |
| Spin Speed (max)             | 770   |
| Quiet Wash System            | No  |
| Bleach Disp.                 | Bleach - Dump   |
| Tray                         | No  |
| Detergent Dispenser          | No  |
| Fab. Sof. Disp.              | Agitator Mount  |
| Total Cycles                 | <b>12</b>   |
| Wash Cycles                  | <b>9</b>  |
| Casuals                      | Casual  |
| Whites                       | N/A   |
| Bulky/Sheets                 | Bulky Items / Sheets  |
| Normal                       | Normal  |
| Quick                        | Quick Wash  |
| Delicates / Gentle           | Delicate  |
| Cold Wash                    | Cold Wash   |
| Colors                       | N/A   |
| Soak Only Cycle              | Soak  |
| Heavy Duty                   | Heavy Duty  |
| Super Wash / Max Clean       | Yes   |
| Utility Cycles               | <b>3</b>  |
| Drain & Spin                 | Drain & Spin  |
| Rinse & Spin                 | Rinse & Spin  |
| Clean Washer                 | Clean Washer w/ Affresh   |
| OPTIONS:                     | <b>11</b>   |
| Water Levels                 | Auto Sensing<br>Deep Water Wash   |
| Water Temps                  | 5 Temps<br>(Tap Cold, Cold, Cool, Warm, Hot)  |
| Spin Speeds                  | 2 Auto  |
| Fabric Softener              | No (see Extra Rinse)  |
|                              | Total of 4: 1 Rinse, 2 Rinses,<br>1 Rinse with Fabric Softener,<br>and 2 Rinses with Fabric<br>Softener |
| Extra Rinse                  |   |
| Delay Start                  | No  |
| Audio Level                  | No  |
| Deep Clean Option            | No  |
| End of Cycle Signal          | No  |
| UTILITY CYCLES/FEATURES      |   |
| Sanitize                     | N/A   |



## Dimensions

|                                   |                           |
|-----------------------------------|---------------------------|
| Product Dimensions<br>(H x W x D) | 44" x<br>27" x<br>26-1/2" |
| Height with Lid Open 90°          | 52"                       |

NOTE: For planning purposes only. Always consult local and national electric and plumbing codes. Refer to Product Installation

