



Parker House
FURNITURE

Assembly Instruction

Item No: DAME#2118
Description : DINING CHAIR BARREL

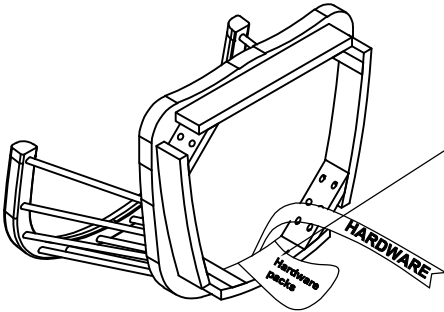

Rev 1: 2021-11-26
Rev 2: 2023-2-8

HARDWARE LIST (X2)

No	Description	Sketch	Q'TY
A	Allen Wrench 4mm		1PC
B	Bolt Ø1/4x60mm		8PCS
C	Lock Washer Ø1/4x12mm		8PCS
D	Flat Washer Ø1/4x19mm		8PCS
E	Screw #4x20mm		1PCS
F	Screw #4x45mm		4PCS

PARTS LIST (X2)

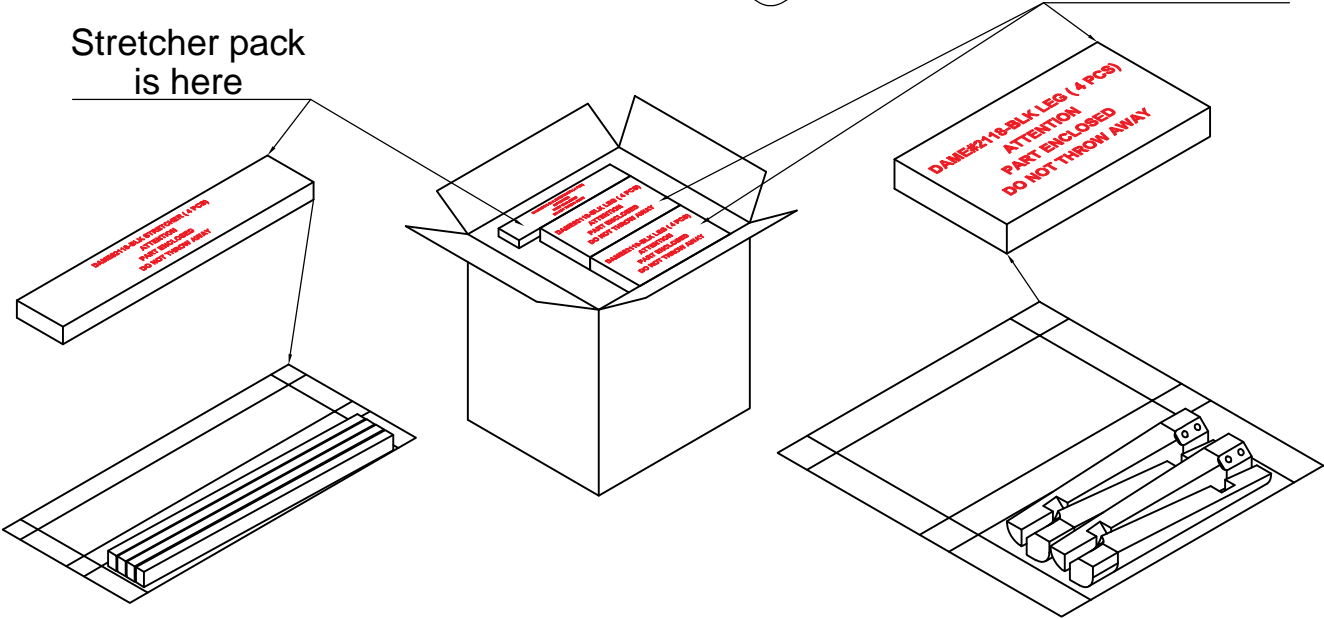
SEAT FRAME (1PC)	FRONT LEG (2PCS)
①	②
BACK LEG (2PCS)	UPPER STRETCHER (1PC)
③	④
BOTTOM STRETCHER (1PC)	
⑤	



Hardware pack
is screwed here

Legs
pack is here

Stretcher pack
is here





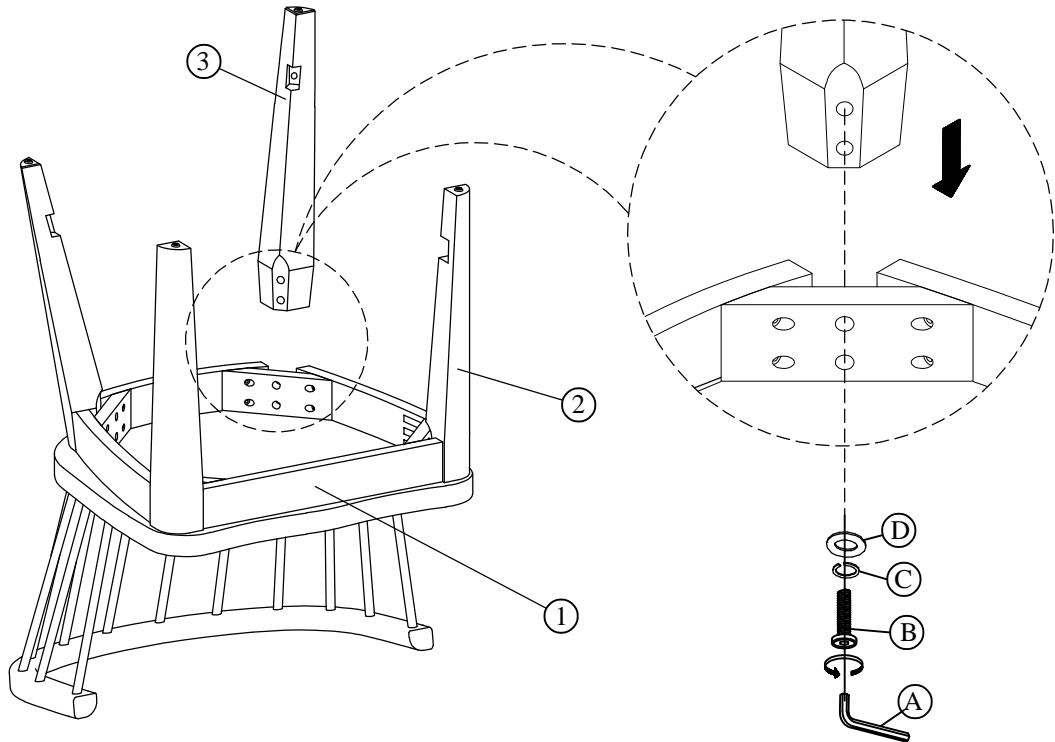
Parker House
FURNITURE

Assembly Instruction

Item No: DAME#2118
Description : DINING CHAIR BARREL

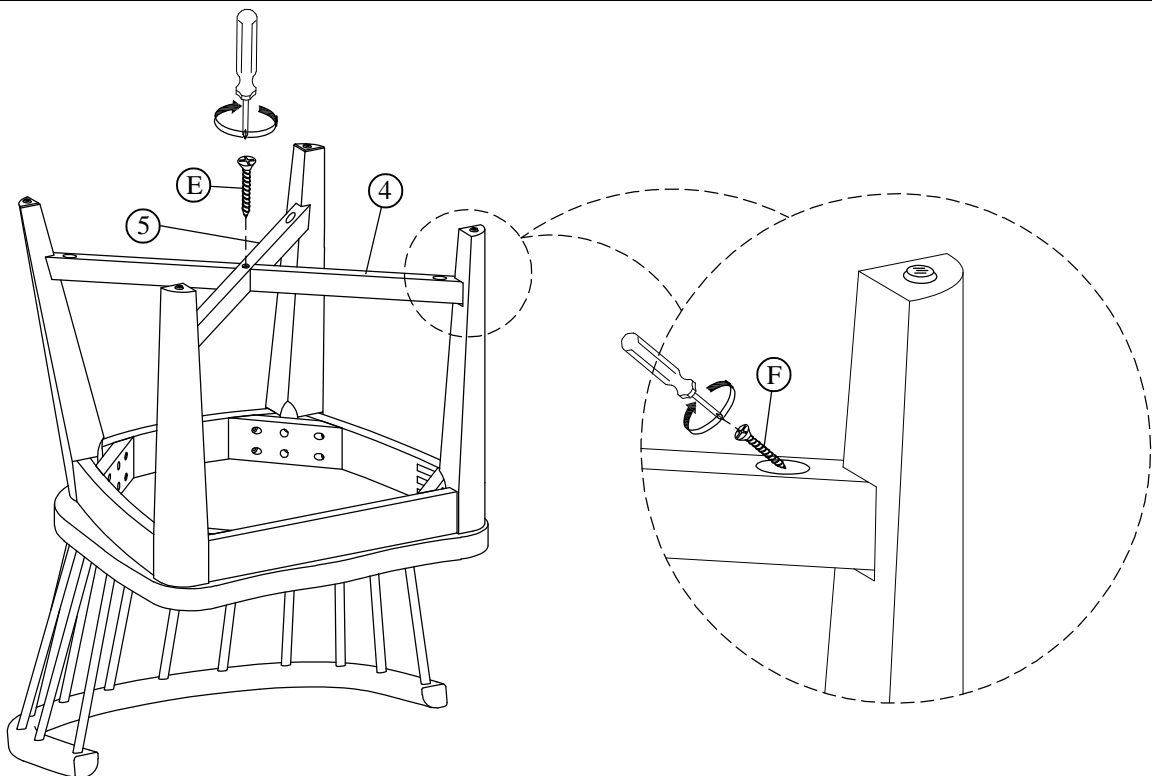
Rev 1: 2021-11-26
Rev 2: 2023-2-8

STEP 1



* Do not tighten bolts

STEP 2



* Tighten all screws & bolts