

## IC-30RID



### FEATURES

- Monitor and control remotely with Wi-Fi connectivity
- Accepts custom panels for an integrated look within cabinetry or stainless-steel accessory panels and handles to match other Sub-Zero, Wolf, and Cove products\*
- Preserves refrigerated foods with cool, moist air
- Creates a seamless look with single door design in your kitchen
- Controls temperature within one degree of setpoint
- Locks in cold air with a magnetic door seal system
- Fight spoilage and odors with a NASA-inspired air purification system
- Filters water, removing contaminants, chlorine taste, and odor
- Delivers fresh, filtered water through an internal dispenser located discreetly within the refrigerator
- Keeps produce fresher with high-humidity, sealed crisper and deli drawers
- Refer to freshness cards for tips on food preservation, use, and care
- Promotes easy clean-up with Nano-coated, spill-proof shelves
- Control brightness with soft-on LED lighting


### ACCESSORIES

- 48 3/8" Pro Handle
- 50 1/8" Tubular Handle
- Air Purification Cartridge
- Egg Container
- Reduced Toekick Divider
- Stainless Steel Side Panel
- Stainless Steel Top Panel
- Water Filter
- Dual Installation Kits
- Stainless Steel Door Panels With Pro Handle - 4" Toe Kick
- Stainless Steel Door Panels With Tubular Handle - 4" Toe Kick
- Stainless Steel Dual Installation Kickplates

Accessories are available through an authorized dealer.  
For local dealer information, visit [subzero-wolf.com/locator](https://subzero-wolf.com/locator).



### HANDLE ACCESSORIES



### PRODUCT DETAILS

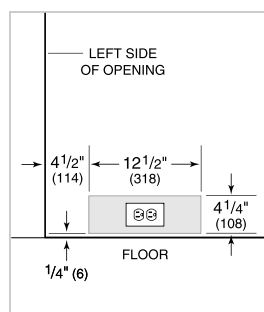
#### REFRIGERATOR

- LED refrigerator and freezer lights
- 3 adjustable glass shelves
- 2 soft-close crisper drawers with adjustable dividers
- 1 deli drawer with adjustable dividers
- 5 door bins (3 adjustable; 2 stationary)
- 1 adjustable dairy compartment
- Internal water dispenser

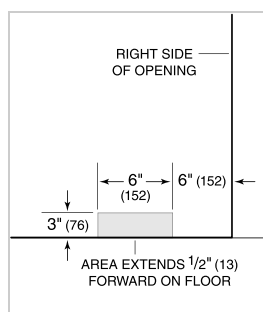
## PRODUCT SPECIFICATIONS

Model	IC-30RID
Dimensions	30"W x 84"H x 24"D
Refrigerator Capacity	17.3 cu. ft.
Door Clearance	28 1/2"
Electrical Supply	115 VAC, 60 Hz
Electrical Service	15 amp dedicated circuit
Plumbing Supply	1/4" OD copper, braided stainless steel or PEX tubing
Plumbing Pressure	35-120 psi

## ELECTRICAL



## PLUMBING

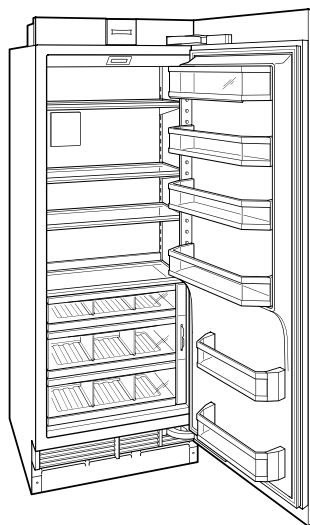


**NOTE:** The electrical outlet must be positioned with the grounding prong to the right of the thinner blades.

**PANEL SPECIFICATIONS** For complete panels specifications including width/height, weight requirements and thickness requirements visit [subzero-wolf.com/reveal](http://subzero-wolf.com/reveal).

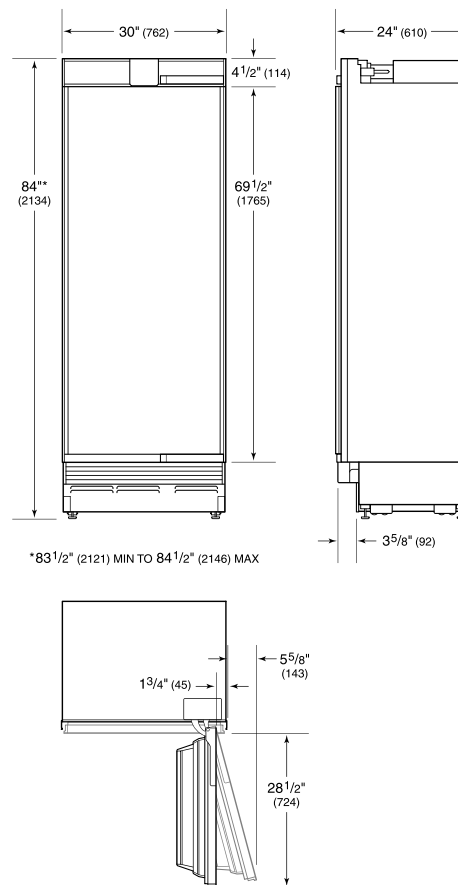
**NOTE:** Dimensions in parenthesis are in millimeters unless otherwise specified

## INTERIOR VIEW



This illustration is intended for interior reference only and may not represent the exterior of the model being specified.

## DIMENSIONS



## STANDARD INSTALLATION

