

Narvik Sofa



Narvik

Welcome style and sophistication into your home with our N-Series sofa range. Characterised by a low profile, distinctive arm shapes and elegant standing legs, the N-Series sofa combines minimalist design and style to create a truly sleek sofa that will complement the theme of your living area.

Narvik presents a classic-style Scandinavian sofa with its minimalist design. Rectangular, block-shaped arms add depth and character to this sofa, matched by a firm yet supportive seat cushion. With padded cushioning and elegantly raised legs, Narvik is a sofa which delivers on both comfort and style.

Warranty – See warranty policy for more details.



10 years on molded foam cushions and steel frames
5 years on mechanisms
2 years on leather and fabric covers

DESIGNED IN NORWAY

The IMG Promise

Our products are subjected to the highest Norwegian quality standards. Our comprehensive warranty policy is our promise to you that your furniture has been built to last.

Narvik Features



Multiple Configuration Options

With our Narvik sofa, you can make it your own with a wide range of seating configurations available to suit your living area. From 1, 2, 2.5 or 3-seater to open-end sofas and corner seats, along with a range of customizable arm and leg options to suit your taste.



1 Seat



2 Seat



2.5 Seat



3 Seat Duo



3 Seat



Long Seat + 2 Seat



Open End Module + Corner + 3 Seat



3 Seat + Corner + 2 Seat



Pall

Please note: These images illustrate the configuration only, sofa arms differ.

Features

1. Higher Grade Foam

Created through cold-cure foam technology, this ensures ergonomically correct seating posture and support which lasts.

2. Steel Interior Springs

Steel springs located throughout the back and seat provide optimum support whilst cradling the body.

3. Solid Construction

A steel and hardwood frame provides durability and strength.

4. Leg Options

Choose from an aluminium leg either polished or unpolished, or choose one of our new leg options: a tube-shaped leg available in a brushed and black finish, or a straight wooden leg available in 9 colour options. Customise your sofa further with 2 leg positions: either underneath the armrests or under the seat for a more alternative look.

5. New Seat Depth Option

Our new 3cm cushion depth allows for improved comfort and added ergonomic support, encouraging correct leg posture while seated.

Leg Options and Positions



Steel Brushed
Tube Leg



Steel Black
Tube Leg



Wood
Straight Legs
(9 colors)



Aluminum
Black Legs



Aluminum
Polished Legs



Wood Legs *
(9 colors)



Leg under
the arm



Leg under
the seat



Aluminum leg
under the arm

Headrest Option

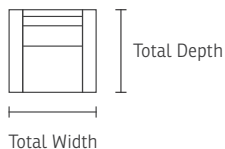


* Available in Asia only

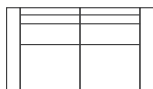
Narvik Technical Specifications



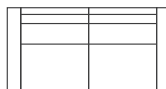
1 Seat



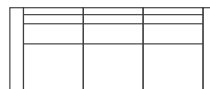
2 Seat



2.5 Seat



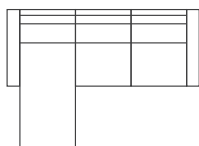
3 Seat



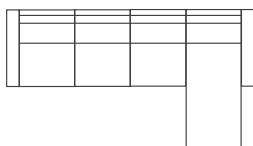
3 Seat Duo



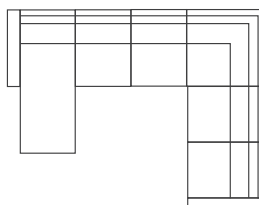
Long Seat + 2s



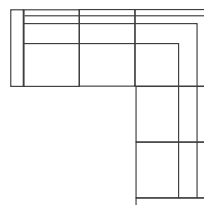
3s + Long Seat



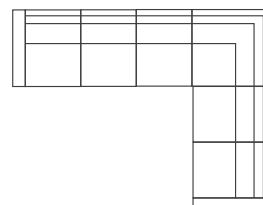
Long Seat + 2s +
Corner + 2s




2s + Corner + 2.5s



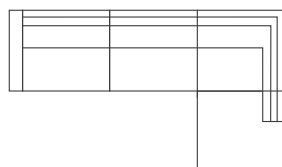
3s + Corner + 2s



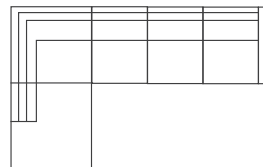
Open End Module +
Corner + 3s Duo



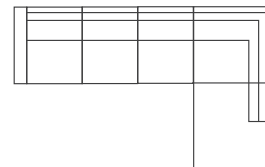
3s Duo + Corner +
Open End Module



Open End Module +
Corner + 3s



3s + Corner +
Open End Module



Measurements*

Narvik	Total Width	Total Depth	Arm Height	Total Height	Seat Height	Seat Depth
1 Seat	88 cm / 34.6 in	82 / 85 cm / 32.2-33.4 in	61 cm / 24 in	84 cm / 33 in	44 cm / 17.3 in	50-53 cm / 19.6-20.8 in
2 Seat	148 cm / 58.3 in	82 / 85 cm / 32.2-33.4 in	61 cm / 24 in	84 cm / 33 in	44 cm / 17.3 in	50-53 cm / 19.6-20.8 in
2.5 Seat	178 cm / 70.1 in	82 / 85 cm / 32.2-33.4 in	61 cm / 24 in	84 cm / 33 in	44 cm / 17.3 in	50-53 cm / 19.6-20.8 in
3 Seat	208 cm / 81.8 in	82 / 85 cm / 32.2-33.4 in	61 cm / 24 in	84 cm / 33 in	44 cm / 17.3 in	50-53 cm / 19.6-20.8 in
3 Seat Duo	208 cm / 81.8 in	82 / 85 cm / 32.2-33.4 in	61 cm / 24 in	84 cm / 33 in	44 cm / 17.3 in	50-53 cm / 19.6-20.8 in
Long Seat + 2s	208 cm / 81.8 in	148 cm / 58.2 in	61 cm / 24 in	84 cm / 33 in	44 cm / 17.3 in	50-53 cm / 19.6-20.8 in
Long Seat + 2s + Corner + 2s	278 cm / 109.4 in	218 cm / 85.8 in	61 cm / 24 in	84 cm / 33 in	44 cm / 17.3 in	50-53 cm / 19.6-20.8 in
2s + Corner + 2.5s	218 cm / 85.8 in	248 cm / 97.6 in	61 cm / 24 in	84 cm / 33 in	44 cm / 17.3 in	50-53 cm / 19.6-20.8 in
3s + Long Seat	268 cm / 105.5 in	148 cm / 58.2 in	61 cm / 24 in	84 cm / 33 in	44 cm / 17.3 in	50-53 cm / 19.6-20.8 in
3s + Corner + 2s	278 cm / 109.4 in	218 cm / 85.8 in	61 cm / 24 in	84 cm / 33 in	44 cm / 17.3 in	50-53 cm / 19.6-20.8 in
Open End Module + Corner + 3s Duo	278 cm / 109.4 in	194 cm / 76.3 in	61 cm / 24 in	84 cm / 33 in	44 cm / 17.3 in	50-53 cm / 19.6-20.8 in
3s Duo + Corner + Open End Module	278 cm / 109.4 in	194 cm / 76.3 in	61 cm / 24 in	84 cm / 33 in	44 cm / 17.3 in	50-53 cm / 19.6-20.8 in
Open End Module + Corner + 3s	278 cm / 109.4 in	194 cm / 76.3 in	61 cm / 24 in	84 cm / 33 in	44 cm / 17.3 in	50-53 cm / 19.6-20.8 in
3s + Corner + Open End Module	278 cm / 109.4 in	194 cm / 76.3 in	61 cm / 24 in	84 cm / 33 in	44 cm / 17.3 in	50-53 cm / 19.6-20.8 in

* The dimensions are approximate and may vary with +/-2cm

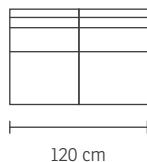
Narvik Module Options

Modules

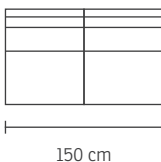
1 Seat
no arm



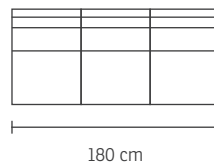
2 Seat
no arm



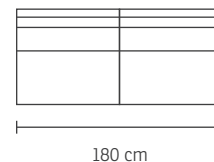
2.5 Seat
no arm



3 Seat
no arm

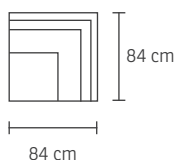


3 Seat Duo
no arm

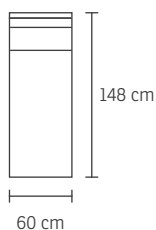


82 - 85 cm

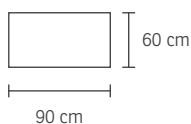
Corner



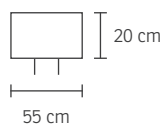
Long seat



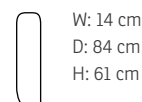
Pall



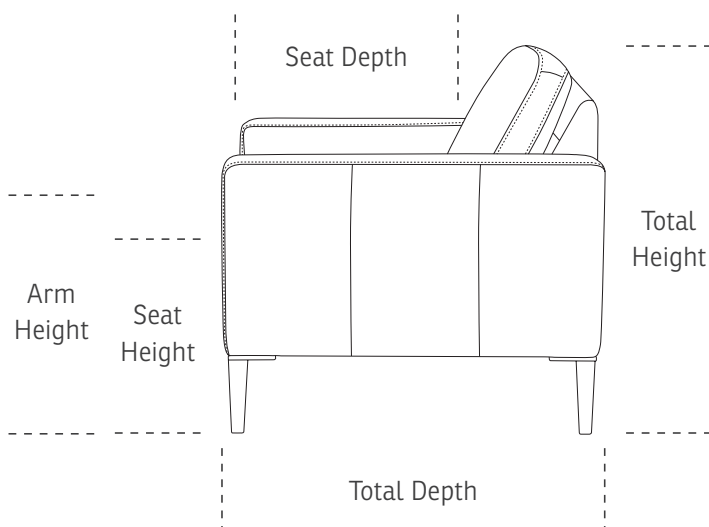
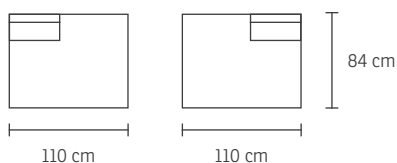
Headrest



Arm



End module



Cushion Size Options:

Choose between two seat depth options

A. Cushion 50cm (Standard)

B. Cushion 53cm