

Chelsea Multi-function Lift chair



Chelsea

With our Multi-function Lift Relaxers, receive added support and convenience with a variety of excellent functions. Helping you to tailor your comfort needs more specifically, our Multi-function Lift Relaxers will allow you to achieve your perfect relaxation zone, providing comfort where you need it most.

With attention to detail and subtle elegance, the Chelsea Multi-function Lift Relaxer would make the perfect addition to any home. The backrest features uniform stitching detail for added character and enhanced shape, while the curved armrests and subtle piping detail add a touch of style for a trendy finish.

The IMG promise

Our products are subjected to the highest Norwegian quality standards. Our comprehensive warranty policy is our promise to you that your furniture has been built to last.

Warranty - See warranty policy for more details.



10 years on molded foam cushions and steel frames
5 years on mechanisms
2 years on motor and battery-parts
2 years on leather and fabric covers

DESIGNED IN NORWAY

Up to 2 sizes available

See reverse for specific option availability.



Functions - Features

1. Higher grade foam

Created through cold-cure foam technology, this ensures ergonomically correct seating posture and support which lasts.

2. Comfort precision headrest

Adjustable head and neck support gives you the ultimate comfort in all seating positions.

3. Effortless recline

The back recline and integrated footrest can easily be operated at the push of a button.

4. Steel interior springs

Steel springs located throughout the back and seat provide optimum support whilst cradling the body.

5. Solid frame construction

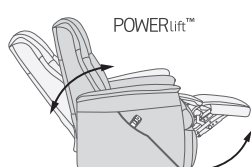
A steel and hardwood frame provides durability and strength.

6. Remote control system

Allows you to easily operate the lift function, the backrest and footrest, or return to the home position.



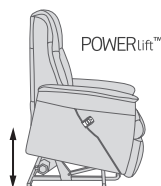
Lift Relaxer functions



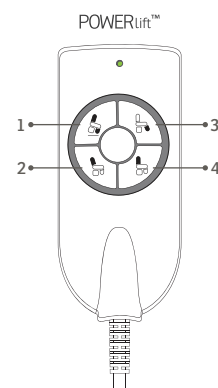
Powered recline



Adjustable / tilt head and neck support



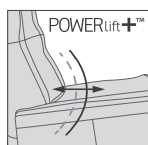
Lift support



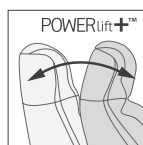
Dual Motor Lift Chair

1. Footrest retracts followed by chair lift activation.
2. Backrest reclines.
3. Footrest extends.
4. Backrest rises returning to upright position.

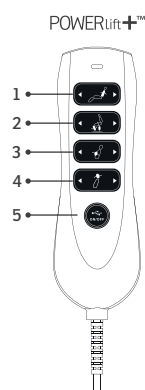
Power+ Lift Relaxer functions



Powered lumbar support



Powered adjustable head and neck support **



Quad Motor Lift Chair

1. **Left-** Backrest reclines.
Right- Backrest rises returning to upright position.
2. **Left-** Footrest extends
Right- Footrest retracts before the chair lift function is activated.
3. **Left-** Lumbar support in.
Right- Lumbar support out.
4. **Left-** Neck support forwards.
Right- Neck support backwards.
5. USB on/off.

Measurements *

Product code	Total width	Total depth	Total height	Seat width	Seat height	Seat depth	Total depth (reclined)	Wall clearance requirement
MF299 / Standard / Motor	90 cm / 35.4 in	92 cm / 36.2 in	105.5 - 142.5 cm / 41.5 - 56.1 in	49 cm / 19.3 in	49 cm / 19.3 in	55 cm / 21.7 in	175 cm / 68.9 in	42 cm / 16.5 in
MF399 / Large / Motor	95 cm / 37.4 in	92 cm / 36.2 in	105.5 - 142.5 cm / 41.5 - 56.1 in	53 cm / 20.9 in	49 cm / 19.3 in	55 cm / 21.7 in	175 cm / 68.9 in	42 cm / 16.5 in
MFS299 / Standard / Motor	90 cm / 35.4 in	92 cm / 36.2 in	109 - 147 cm / 42.9 - 57.9 in	49 cm / 19.3 in	49 cm / 19.3 in	55 cm / 21.7 in	155 cm / 61 in	46 cm / 18.1 in
MFS399 / Large / Motor	95 cm / 37.4 in	92 cm / 36.2 in	109 - 147 cm / 42.9 - 57.9 in	53 cm / 20.9 in	49 cm / 19.3 in	55 cm / 21.7 in	155 cm / 61 in	46 cm / 18.1 in

* The dimensions are approximate and may vary with +/-2cm

** Is not available as an individual upgrade, must be made in combination with Powered Lumbar support