

# MD24LX

## 24" MICROWAVE DRAWER



Bring convenience into your kitchen with the Bertazzoni microwave drawer, engineered to install anywhere in the kitchen cabinets.

Enjoy the convenience of opening and closing the drawer with one touch and loading large items from the top.

Comfortably fit large size dishes and beverages in the deep white ceramic tray.

Manage the microwave by selecting power and time with the intuitive LCD display, or choose from a variety of pre-set programs such as defrost by weight, defrost by time, popcorn, beverage and many more.

### PRODUCT FEATURES

|                        |   |
|------------------------|---|
| Oven type              | Microwave drawer  |
| Microwave power rating | 1000 W  |
| Microwave input        | 1500 W  |
| Microwave power levels | 10  |
| User interface         | Touch LCD Display   |
| Timer                  | Yes   |
| Programs               | Defrost by weight, Defrost by time, Beverage, Popcorn, Melt, Soften |
| Drawer opening system  | Motorized power drawer  |
| Child lock             | Yes   |
| Eco function           | Yes   |

### TECHNICAL SPECIFICATIONS

|                    |  |
|--------------------|--|
| Electrical supply  | 120 V 60 HZ - 1500 W<br>15 Amps  |
| Power connection   | NEMA 5-15P with 51" power cord   |
| Certification      | UL   |
| Warranty           | 2 years parts & labor  |
| Product dimensions | W: 23 5/8"<br>H: 16 1/16"<br>D: 21 5/8" (without the door)<br>Door thickness: 1 1/2" |

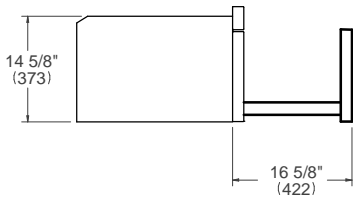
# MD24LX

## 24" MICROWAVE DRAWER

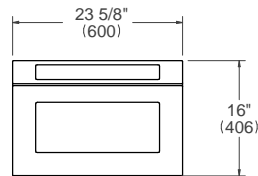


### PRODUCT DIMENSIONS

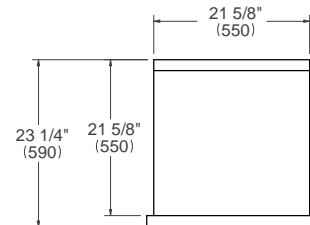
SIDE VIEW



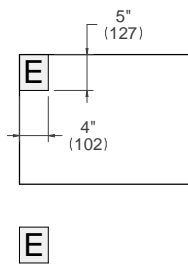
FRONT VIEW



TOP VIEW



### ELECTRICAL CONNECTION



For single ovens installed into a wall cabinet, the electrical junction box may be located above, below to the left or right of the unit within reach of the power cord. Placement within the opening may require additional cabinet depth.

### INSTALLATION REQUIREMENTS

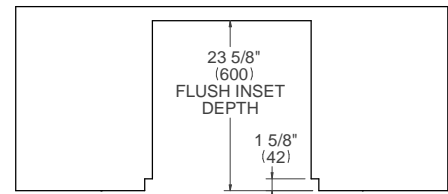
Minimum suggested load on cabinet base board 275 lb (125 kg)

### CUTOUT DIMENSIONS

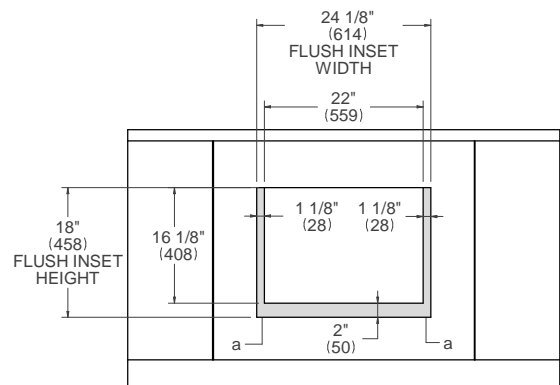
SIDE VIEW



TOP VIEW



FRONT VIEW



(a) Visible Area – Match finish to cabinetry

For installation of multiple products in combination, refer to the Design Guide at [us.bertazzoni.com](http://us.bertazzoni.com) or [ca.bertazzoni.com](http://ca.bertazzoni.com)

**Disclaimer:** while every effort has been made to ensure the accuracy of the information contained in this document, Fratelli Bertazzoni reserves the right to change it at any time without notice. For detailed installation instructions, consult the installation manual. Fratelli Bertazzoni, Bertazzoni and the winged wheel brand icon are registered trademarks of Bertazzoni Spa.