

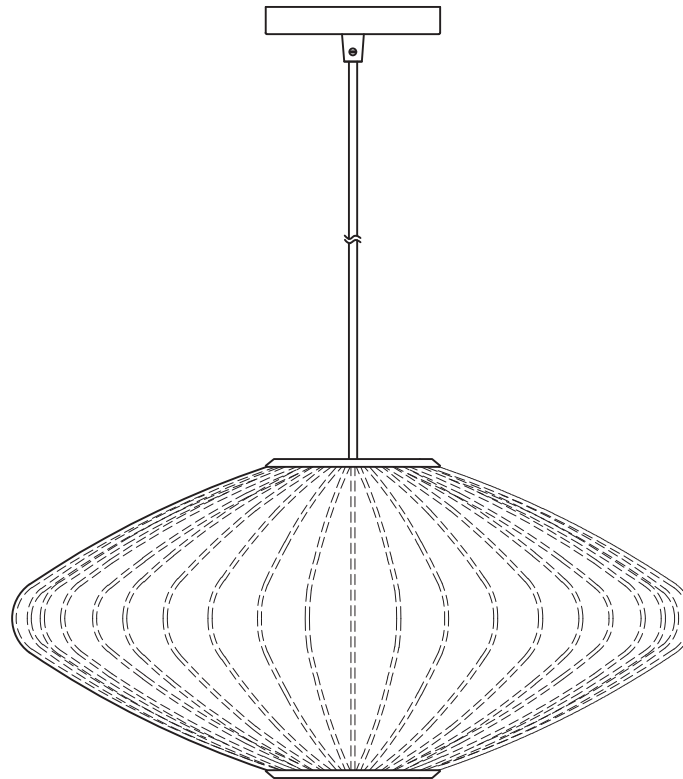
MOE'S

h o m e c o l l e c t i o n

ASSEMBLY INSTRUCTIONS.

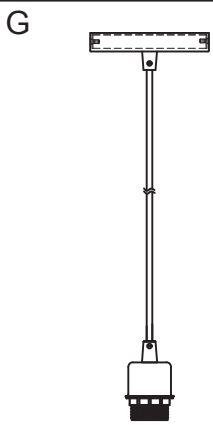


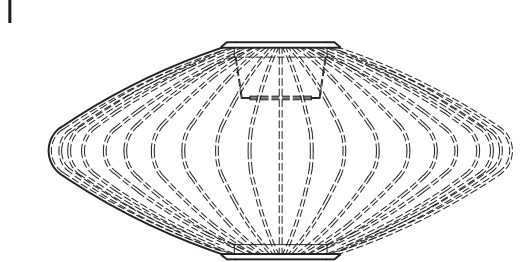
LYS PENDANT LIGHT LARGE

ZA-1012-18



THANK YOU FOR YOUR PURCHASE!

PARTS AND HARDWARE.

| | |
|--|---|
| Lamp Body 1PC | Terminal 3PCS |
|  |  |
| | Screw 3PCS |
| |  |
| Shade 1PC | |
|  | |

NOTES.

Thank you for purchasing this quality product!
Be sure to check all packing material carefully for small part that may have come loose inside the carton during shipping.

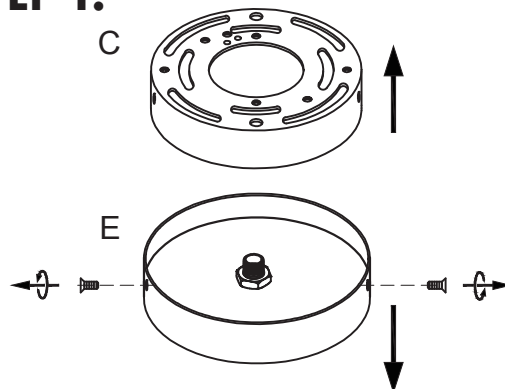
Have 2 adults on hand for assembly.

Assemble on a padded, non-marring surface

Ensure the bulb is secure in the socket before operating the pendant.

CAUTION: To prevent the risk of fire, do not use light bulbs with wattage greater than 15W.

STEP 1.

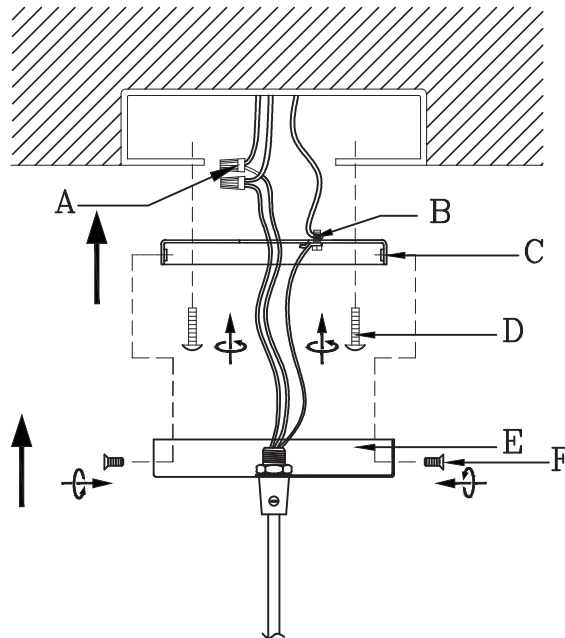


STEP 2.

Ⓝ Neutral (White)

ⓔ Earth

Ⓛ Live (Black)



STEP 3.

