



UNDERCOUNTER BEVERAGE CENTERS

Viking Professional 5 Series – VBCI

PROFESSIONAL FEATURES

- 2014 Energy Compliant
- Electronic controls with digital temperature readout
 - Temperature can be adjusted from 36 to 48 degrees F (2.2 to 8.9 degrees C); factory set at 42 degrees F (5.6 degrees C)
- Can be displayed in either Fahrenheit or Celsius
- 5.3 cubic feet of storage on 24" wide models; 3.0 cubic feet of storage on 15" wide models
- One full-extension adjustable wire shelf
 - 75-pound capacity
 - 24" wide model accommodates 54 12-oz. cans
 - 15" wide model accommodates 21 12-oz. cans
 - Removable and adjustable
- Two full-extension adjustable wine shelves
 - 24" wide model accommodates 16 bottles
 - 15" wide model accommodates 8 bottles
 - Shelves can be removed and adjusted to store large bottles
- Dual pane and argon-filled Low-E energy-efficient glass doors
- LED display lighting

PROFESSIONAL-STYLE CONSTRUCTION

- Undercounter or freestanding installation
- Forced air cooling system
- Powerful 700 BTU compressor
- Stainless steel interior
- Stainless steel exterior cabinet
- Tru-Flush design allows beverage center to fit flush into 24" deep installation cutout
- Self-closing door
- Super quiet 39 dB sound rating
- Black kickplate
- Adjustable leveling legs



MODEL NUMBERS

- VBCI5150G(R/L)SS – 15"W. Refrigerated Beverage Center
- VBCI5240G(R/L)SS – 24"W. Refrigerated Beverage Center

DESIGN OPTIONS

- Order as left or right hinge

COLOR FINISHES

- Available in Stainless Steel (SS)

WARRANTY

- 3-year full covers complete unit
- 6-year full – sealed refrigeration system
- 90-day full – cosmetic parts such as glass, painted items, and decorative items
- 12-year limited – sealed refrigeration system





UNDERCOUNTER BEVERAGE CENTERS

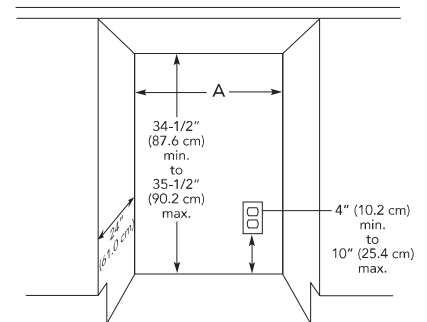
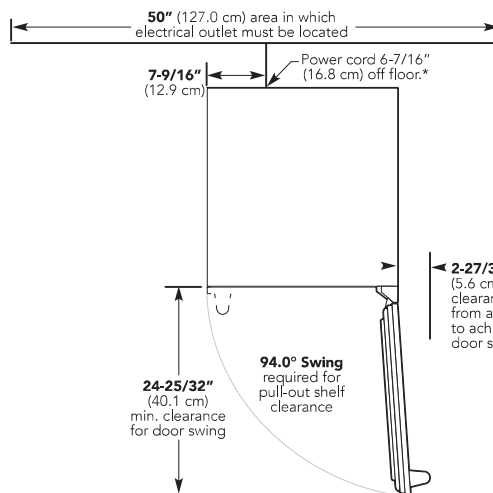
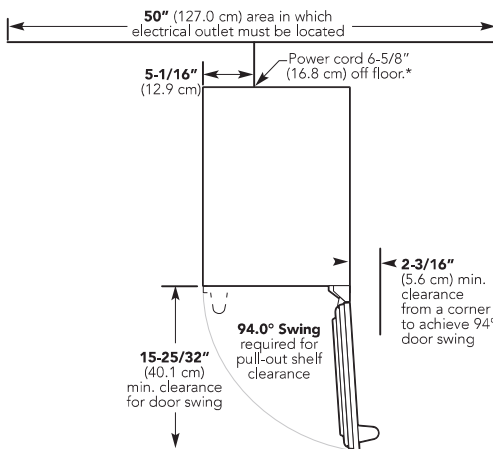
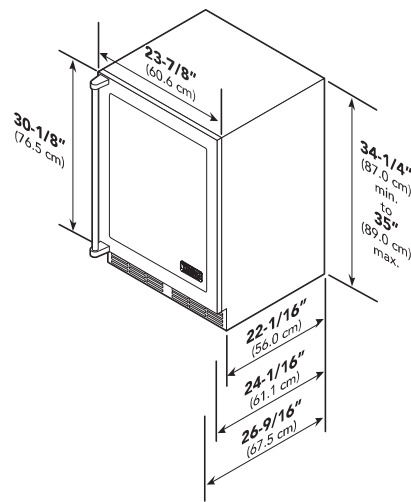
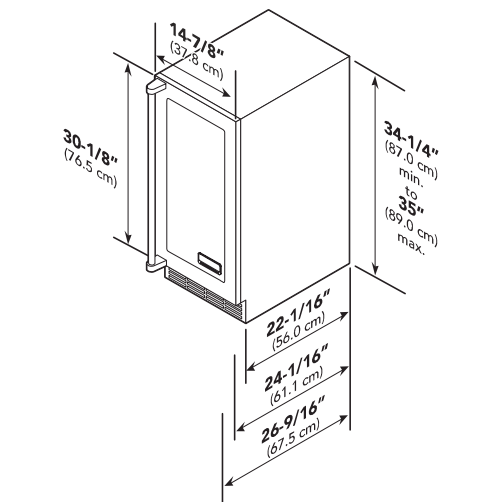
Viking Professional 5 Series – VBCI

15" AND 24" W. UNDERCOUNTER BEVERAGE CENTER		
DESCRIPTION	VBCI5150G	VBCI5240G
Overall Width	14-7/8" (37.8 cm)	23-7/8" (60.6 cm)
Overall Height	34-1/4" (87.0 cm) minimum; 35" (89.0 cm) maximum	
Overall Depth from Rear	To end of side panel – 22-1/16" (56.0 cm) To front of door panel – 24-1/16" (61.1 cm) To front of handle – 26-9/16" (67.5 cm)	
Cutout Width	15" (38.1 cm)	24" (61.0 cm)
Cutout Height	34-1/2" (87.6 cm) minimum; 35 1/2" (90.2 cm) maximum	
Cutout Depth	24" (61.0 cm)	
Electrical Requirements	115VAC/60Hz; 15-amp dedicated circuit; 5' (152.4 cm) power cord attached to product	
Maximum Amp Usage	3.0 amps	
Maximum Storage Capacity	3.0 cu. ft.	5.3 cu. ft.
Approximate Shipping Weight	157 lb. (71 kg)	200 lb. (91 kg)

Please do not prepare installation from brochure data only. See installation instructions for important clearance/installation information.

15"W. UNDERCOUNTER BEVERAGE CENTER

24"W. UNDERCOUNTER BEVERAGE CENTER



A
15"W. Models – 15" (38.1 cm)
24"W. Models – 24" (61.0 cm)



VIKING RANGE, LLC 111 FRONT STREET GREENWOOD, MISSISSIPPI 38930 USA

For detailed product information, model numbers, or to request a quote call 1-888-845-4641 or visit vikingrange.com
© 2014 Viking Range, LLC All rights reserved. Specifications subject to change without notice.