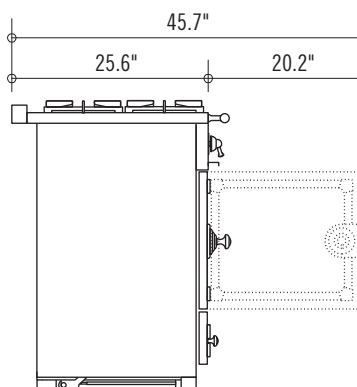
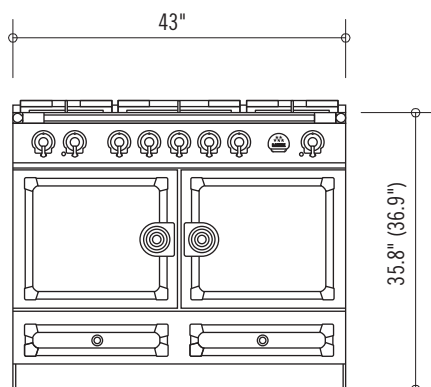


# 110 DUAL FUEL: C1



The original CornuFé range, this 43" range is your first La Cornue love. It's available in sixteen colors and 3 trim accent choices of Polished Brass, Satin Chrome and Polished Chrome. The CornuFé 110 features two electric convection ovens, one of which is a seven mode multifunction oven, the other an electric convection oven, five powerful gas burners and one large storage drawer.



## SPECIFICATIONS

### CORNUFÉ 110: C1

1092 W x 650 D x 910 (937 max) H (mm)  
43 W x 25.6 D x 35.8 (36.9 max) H (inches)  
350 lb. uncrated, 465 lb. crated  
High-performance 5 burner gas cooktop  
Double electric convection ovens

#### Gas Burners:

1 17,500 BTU Central Burner  
3 12,000 BTU Burners  
1 6,000 BTU Simmer Burner  
Solid Brass Burners Enamel-Capped with Thermocouple Safety Mechanism

#### Ovens:

French side-swing enameled steel doors  
2 Electric Convection Ovens, one of which features 7 cooking modes  
4 Interior Oven Racks Included (2 flat racks, 2 dropped racks)  
2 Enamel Baking Trays and 1 Trivet  
Left Oven: 430 W x 370 D x 380 H (mm)  
16.9 W x 14.6 D x 15 H (inches)  
2.2 cubic feet  
Right Oven: 430 W x 370 D x 410 H (mm)  
16.9 W x 14.6 D x 16.2 H (inches)  
2.39 cubic feet

Range Accessories: Plaque Adaptor Kit, Wok Ring,  
Grill/Griddle Plate

## POWER AND FUEL

Voltage: 240v; 60Hz, 21 AMP  
Gas connection: 1/2 inch NPT at rear right-hand side  
Natural gas range with propane conversion kit included

## HIGH-ALTITUDE KIT

Required for elevations above 5,000 feet  
**Natural Gas High-Altitude Kit "A037977"**  
**Propane High-Altitude Kit "A037982"**

## FINISHES

**Four Classic Colors:** Matte Black, Stainless Steel, Gloss Black, and Pure White

**Four Étoile Colors:** Morning Dew, Graphite, Ocean, and Wintersky

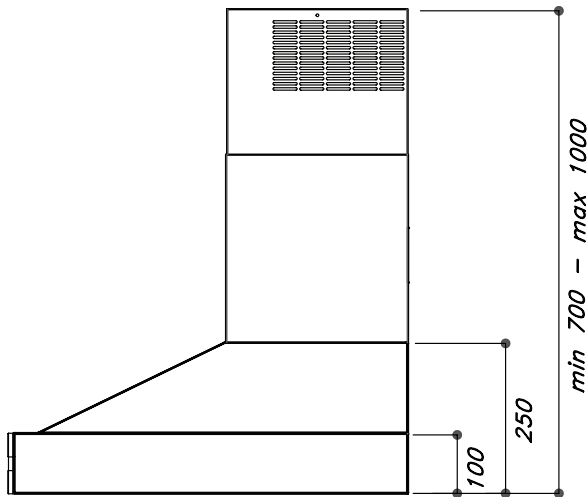
**Archived Colors (Available for Order until June of 2023):** Ivory, Dark Navy Blue, Royal Blue, Provence Blue, *Suzanne Kasler Color Collection Colors:* Liberte, Blanc, Tapestry and Roquefort

**Three Trim Options:** 1) Stainless Steel Trim and Rail with Satin Chrome Accents, 2) Stainless Steel Trim with Polished Brass Rail and Accents, and 3) Stainless Steel Trim, Polished Stainless Steel Rail, with Polished Chrome Accents

NOTE: Side panels are stainless steel for all colors except Gloss Black, Matte Black and Dark Navy Blue ranges have flat black side panels. The Polished Brass Trim is natural, non coated metal and will patina over time.

## 110: C1

## CORNUFÉ SERIES HOOD



## CORNUFÉ 110 HOOD: H1

1100 W x 650 D x 700 H (mm)

43.3 W x 25.6 D x 27.5 H (inches)

Traditional wall-mounted chimney hood

Available in all color and trim options

4-Speed Variable Motor

One 600 CFM blower – unobstructed air flow with Ø6" duct

Remote Control and In-Hood Activation Controls

Three 20W high-intensity Halogen lights

2 dishwasher-safe baffle filters with grease capture system

Voltage: 120v; 60Hz, total rating: 425W, 3.6 AMP

Telescopic flue cover extends to maximum hood height of 39.3" (1000 mm)

## CORNUFÉ SERIES DETAILS &amp; ACCESSORIES

## CLASSIC COLORS

N Matte Black

M Gloss Black

I Stainless Steel

W Pure White

## ÉTOILE COLORS

P Morning Dew

G Graphite

O Ocean

H Wintersky

## ARCHIVED COLORS (Available until June 2023)

V Ivory

D Dark Navy Blue

R Royal Blue

L Provence Blue

## SUZANNE KASLER COLOR COLLECTION (Available until June 2023)

T Liberte (Special order)

C Blanc

A Tapestry

Q Roquefort

## TRIM OPTIONS

	Trim	Accents	Rails
N	Stainless Steel	Satin Chrome	Stainless Steel
F	Stainless Steel	Polished Brass	Polished Brass
P	Stainless Steel	Polished Chrome	Polished Stainless Steel

**Note:** The Polished Brass Trim is natural, non coated metal and will patina over time.

## ACCESSORIES (AVAILABLE FOR 110 AND 90):

Part Number	Description
CFEBPLATE	French Plaque for CornuFé 110 Dual Fuel Ranges
CFEBPLATE90	French Plaque for CornuFé 90 Dual Fuel Ranges
CFEGRIDDLE	Grill/Griddle Plate for all CornuFé Dual Fuel Ranges
P050553	Wok Adapter for all CornuFé Dual Fuel Ranges
A037977	High Altitude Kit - Natural Gas for all CornuFé Dual Fuel Ranges
A037982	High Altitude Kit - Propane for all CornuFé Dual Fuel Ranges
09KIRSIR01	Recirculating kit for CornuFé Hood
P030292	CornuFé 110 Extra Flat Rack
CFDF5BB	CornuFé Dual Fuel set of 5 Brass Burners

Please confirm inventory status at time of order.