



PRODUCT FEATURES

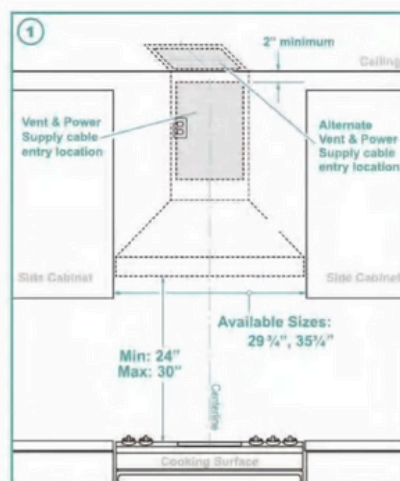
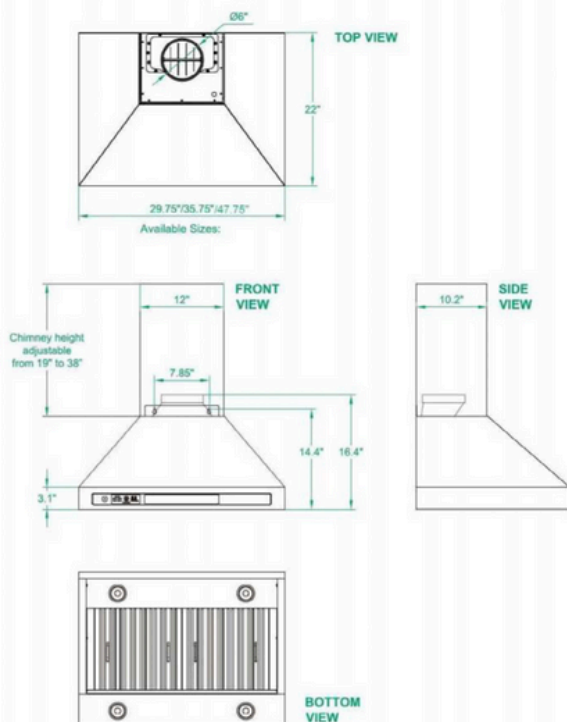
- Wall mount appliance
- Fuel source: Electric
- Digital touch screen controls
- Digital clock and timer function
- Sturdy stainless-steel
- Stainless-steel dishwasher-safe filter

GENERAL FEATURES

Model No.	VHW4806
CFM	850
Power Setting	4 Speed
Led Light	4

PRODUCT SPECIFICATIONS

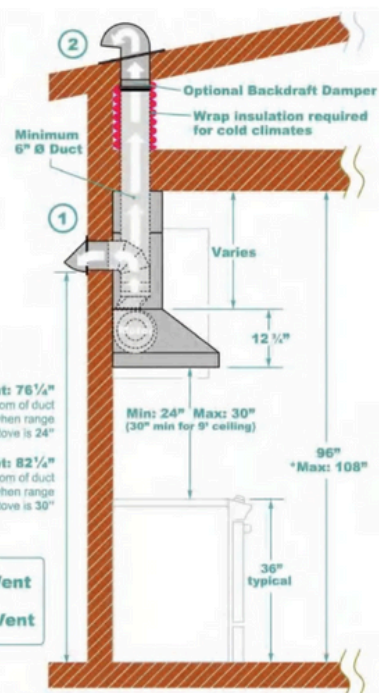
- Product Dimensions: **47.25"L x 22"D x 32.5-51.8"H**
- Package Dimensions: **53.3"L x 24.6"W x 27.8"H**
- Product Weight: **88.8 lbs**



*Min height: 76 1/4"
 from bottom of duct
 to ground when range
 height to stove is 24"

*Min height: 82 1/4"
 from bottom of duct
 to ground when range
 height to stove is 30"

- 1 Wall Vent
- 2 Roof Vent



ALL RANGE HOODS ARE BACKED BY 2 YEAR WARRANTY ON PARTS & LABOR