

BI-36R/O



FEATURES


- Monitor and control remotely with Wi-Fi connectivity
- Accepts custom panels for an integrated look within cabinetry or stainless-steel accessory panels and handles to match other Sub-Zero, Wolf, and Cove products
- Fight spoilage and odors with a NASA-inspired air purification system
- Locks in cold air to ensure freshness with magnetic door seals
- Keeps produce fresher with high-humidity, sealed crisper and deli drawers
- Controls temperature within one degree of setpoint
- Ensures excellent visibility with bright lights
- Refer to freshness cards for tips on food preservation, use, and care

ACCESSORIES

- 66" Dual Flush Inset Stainless Grille Panel
- 90° Door Stop
- Air Purification Cartridge
- Custom Side Panel Mounting Kit
- Dual Installation Kit
- Egg Container
- Extended Framed Handle Kit
- Framed Handle
- Framed Louvered Grille Insert
- Framed Stainless Steel Front Panels
- Framed White Front Panels
- Grille Frame - 83"
- Grille Frame - 88"
- Louvered Grille - 83"
- Louvered Grille - 88"
- Pro Louvered Flush Inset Grille - 84"
- Stainless Steel Dual Flush Inset Door Panel with Pro Handle
- Stainless Steel Dual Flush Inset Door Panel with Tubular Handle
- Stainless Steel Dual Flush Inset Grille Panel
- Stainless Steel Flush Inset Door Panel with Pro Handle
- Stainless Steel Flush Inset Door Panel with Tubular Handle
- Stainless Steel Flush Inset Grille Panel
- Stainless Steel Kickplate - Left Hinge
- Stainless Steel Kickplate - Right Hinge
- Stainless Steel Side Panel
- White Side Panel



HANDLE ACCESSORIES



PRODUCT DETAILS

REFRIGERATOR

- LED refrigerator lights
- 4 glass refrigerator shelves (3 adjustable; 1 stationary)
- 1 high-humidity crisper drawer with adjustable dividers
- 2 storage drawers with adjustable dividers
- 5 door bins (3 adjustable; 2 stationary)

Dual Installation Kit with 60" Louvered Grille
Dual Installation Kit with 60" Grille Frame
Dual Installation Kit with 60" Pro Louvered Grille - Flush Inset
Dual Installation Kit with 60" Pro Louvered Grille
Dual Installation Kit with 66" Grille Frame
Dual Installation Kit with 66" Pro Louvered Grille
Dual Installation Kit with 66" Pro Louvered Grille - Flush Inset
Dual Installation Kit with 72" Louvered Grille
Dual Installation Kit with 72" Grille Frame
Dual Install Kit with 72" Pro Louvered Grille
Dual Installation Kit with 72" Pro Louvered Grille-Flush Inset
Dual Installation Kit with Dual Wide Grille

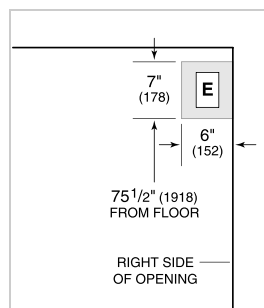
Accessories are available through an authorized dealer.  
For local dealer information, visit [subzero-wolf.com/locator](https://subzero-wolf.com/locator).

Specifications are subject to change without notice. This information was generated on December 29, 2020. Verify specifications prior to finalizing your cabinetry/enclosures.

## PRODUCT SPECIFICATIONS

Model	BI-36R/O
Dimensions	36"W x 84"H x 24"D
Door Clearance	37 1/4"
Weight	420 lbs
Refrigerator Capacity	23.5 cu. ft.
Electrical Supply	115 VAC, 60 Hz
Electrical Service	15 amp dedicated circuit
Receptacle	3-prong grounding-type


## ELECTRICAL



**PANEL SPECIFICATIONS** For complete panels specifications including width/height, weight requirements, thickness requirements and offset details visit [subzero-wolf.com/builtinconfigurator](http://subzero-wolf.com/builtinconfigurator).

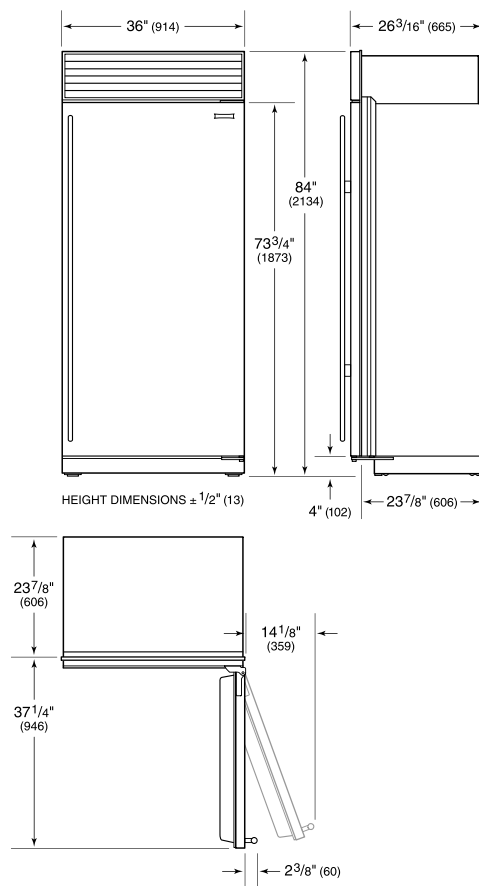
**NOTE:** Dimensions in parenthesis are in millimeters unless otherwise specified

## INTERIOR VIEW

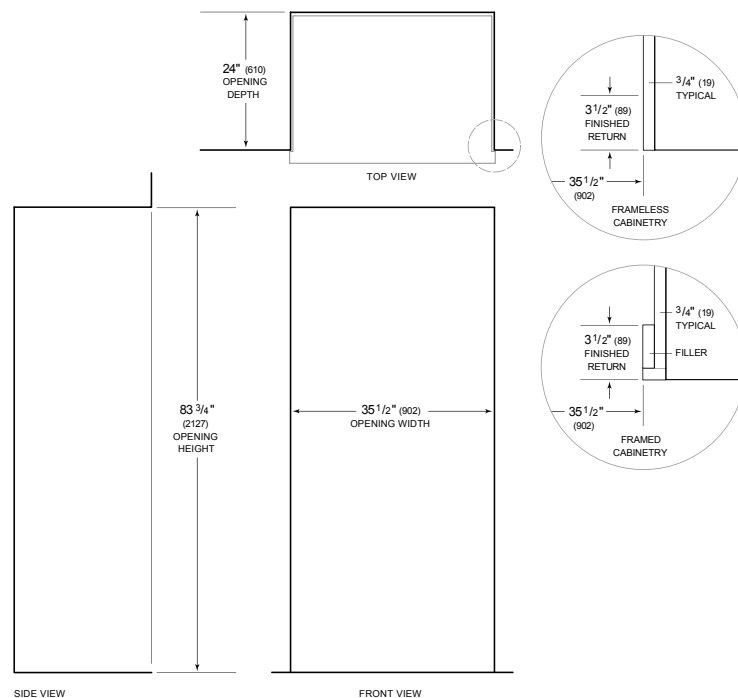


This illustration is intended for interior reference only and may not represent the exterior of the model being specified.

## DIMENSIONS



## STANDARD INSTALLATION



**NOTE:** 3 1/2" (89) finished returns will be visible and should be finished to match cabinetry. Shaded line represents profile of unit.