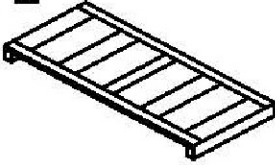
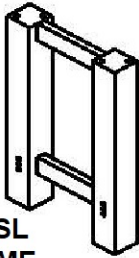
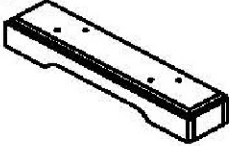
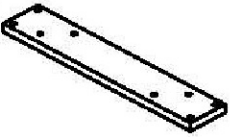

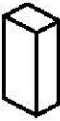











PARTS LIST NP500TS

B x 2 	C x 2  PNP500TSL LEG FRAME	D x 2 	E x 2 
F x 2 	G x 4 	H x 6 	I x 2 

HARDWARE PACK#: PNP500TSH

J x 24  $\phi 5/16"$ x 50 mm	K x 38  $\phi 5/16"$ x 12 mm	L x 24  $\phi 5/16"$ x 19 mm	M x 14  $\phi 1/4"$ x 105 mm	N x 14  $\phi 1/4"$ x 12 mm
O x 1  58 x 23 x 4 mm	P x 4  $\phi 8$ x $\phi 4$ x 32 mm			

PARTS FOR NP500TS

COMPLETE HARDWARE#:PNP500TSH

