



Electrolux |

ICON

# Built-In Microwave With Drop-Down Door

professional series

E30M075HPS



## PRODUCT DIMENSIONS


Height	22"
Width	30"
Depth	21-11/16"

## Signature Features



### Wave-Touch® Controls

Sleek control panel illuminates with just a touch and fades away after an option is selected.



### Automatic Cooking Settings

Pre-programmed settings give you the versatility to combine both microwave cooking and convection heat.



### Sensor-Cook Technology

Intelligent sensors automatically adjust cooking time and power level based on what you are cooking.



### Convection Cooking

Circulates hot air through your microwave to cook foods evenly.

# Built-In Microwave With Drop-Down Door

E30MO75HPS professional series



## 30" BUILT-IN MICROWAVE WITH DROP-DOWN DOOR

Oven Cavity	1.5 Cu. Ft.
Watts	900
Oven Interior	Stainless Steel
Interior Krypton Light	Yes
Porcelain Enamel Turntable	Yes

### PANEL FEATURES

Wave-Touch® Controls	Yes
VFD Front Display with Blue Indicators	Yes
Electronic Clock & Timer	Yes
Humidity Sensor	Yes
Power Levels	11
Touch Pad Controls	37
Auto Start	Yes
Auto Defrost Options	6
Auto Cook Options –	
Pizza Slice (1), Snacks (3), Kid's Meals (3) Softened/Melt (4), Beverage (1)	12
Convection Cook Categories –	
Auto Broil (4), Auto Roast (4), Auto Bake (4)	12
Auto Reheat Categories –	
Breads/Muffins (2), Pasta (1)	3
Sensor One Touch Categories –	
Cook (5), Reheat (1), Popcorn (2), Baked Potato (1), Frozen Vegetables (1), Fresh Vegetables (2)	12
Stage Cooking Options	4
Add 30 Seconds	Yes
Keep Warm	
Custom Help Options	Yes
Panel Lock	Yes
Demo Mode	Yes
Adjustable Sound Level for Timers/Reminders	Yes
More/Less Function	Yes
Power Failure Indicator	Yes

### POWER RATINGS

Microwave – (Watts @ 120 Volts)	1550
Convection – (Watts @ 120 Volts)	1500
Amps @ 120 Volts	13.7
Frequency (MHz)	2450
Voltage Rating	120V/60Hz/15A
Connected Load (kW Rating) @ 120 Volts <sup>2</sup>	1.6

### SPECIFICATIONS

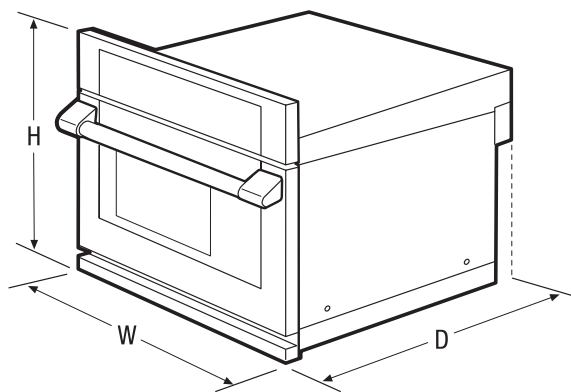
Approved for Electric Single Oven Combination Installation*	Yes
Power Cord Location	Left Bottom Rear
Shipping Weight (Approx.)	89 Lbs.

<sup>2</sup>For use on adequately wired 120V, dedicated circuit having 2-wire service with a separate ground wire. Appliance must be grounded for safe operation.

\*Approved to be used in combination with any Electrolux ICON® Electric Single Wall Oven and/or Warmer Drawer. (Not approved to be used above any gas wall oven.)

NOTE: Always consult local and national electric codes. Refer to Product Installation Guide for detailed installation instructions on the web at [electroluxicon.com](http://electroluxicon.com).

Specifications subject to change.



### PRODUCT DIMENSIONS

Height	22"
Width	30"
Depth	21-11/16"

### OVEN CAVITY DIMENSIONS

Height	9-5/8"
Width	16-1/8"
Depth	16-1/8"

## Electrolux Major Appliances, N.A.

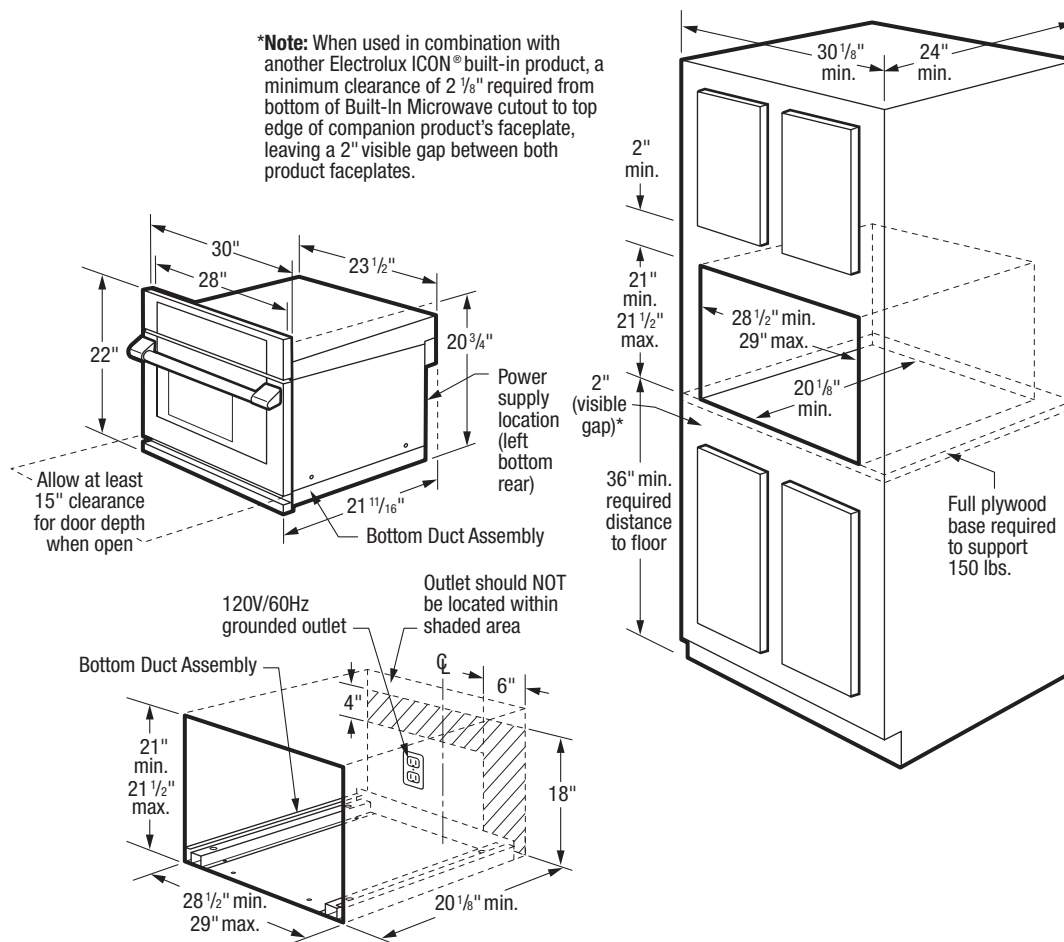
USA • 10200 David Taylor Drive • Charlotte, NC 28262 • 1-877-4electrolux (1-877-435-3287) • [electroluxicon.com](http://electroluxicon.com)  
CANADA • 5855 Terry Fox Way • Mississauga, ON L5V 3E4 • 1-800-265-8352 • [electroluxicon.ca](http://electroluxicon.ca)

E30MO75HPS 07/16

© 2016 Electrolux Home Products, Inc.



High standards of quality at Electrolux Home Products, Inc. mean we are constantly working to improve our products. We reserve the right to change specifications or discontinue models without notice.



## 30" Built-In Microwave With Drop-Down Door Specifications

- Product Weight – 84 Lbs.
- Voltage Rating –120V/60Hz/15 Amps
- Connected Load (kW Rating) @120 Volts = 1.6kW  
(For use on adequately wired 120V, dedicated circuit having 2-wire service with a separate ground wire. Appliance must be grounded for safe operation.)
- Amps @120 Volts =13.7 Amps
- Always consult local and national electric codes.
- Allow at least 15" clearance for oven door depth when open.
- Minimum required distance from floor is 36".
- Minimum 20-1/8" deep oven cutout dimension is critical for proper installation for oven and faceplate to fit flush against cabinet front.
- Full oven base of solid plywood or similar material required, capable of supporting 150 Lbs.

- Base must be level and cabinet front must be square.
- Grounded outlet should NOT be located in shaded area, as indicated.
- Built-In Microwave is NOT approved to be used under counter.
- Built-In Microwave can be built in alone or is approved to be used in combination with any Electrolux ICON® Electric Single Wall Oven and/or Warmer Drawer. (Refer to model-specific Combination Installation Specification pages on web.)
- When used in combination with another Electrolux ICON® built-in product, a minimum clearance of 2-1/8" required from bottom of Built-In Microwave cutout to top edge of companion product's faceplate, leaving a 2" visible gap between both product faceplates.

**Note:** For planning purposes only. Refer to Product Installation Guide on the web at [electroluxicon.com](http://electroluxicon.com) for detailed instructions.

## Electrolux Major Appliances, N.A.

USA • 10200 David Taylor Drive • Charlotte, NC 28262 • 1-877-4electrolux (1-877-435-3287) • [electroluxicon.com](http://electroluxicon.com)  
CANADA • 5855 Terry Fox Way • Mississauga, ON L5V 3E4 • 1-800-265-8352 • [electroluxicon.ca](http://electroluxicon.ca)