


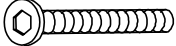



ASSEMBLY INSTRUCTION

ITEM NO: 9278BRW-1/9278GRY-1/9278BGY-1 ACCENT CHAIR

LEGS AND HARDWARE ARE STORED IN THE BOTTOM OF THE SEAT, PLEASE TAKE OUT FOR ASSEMBLY.

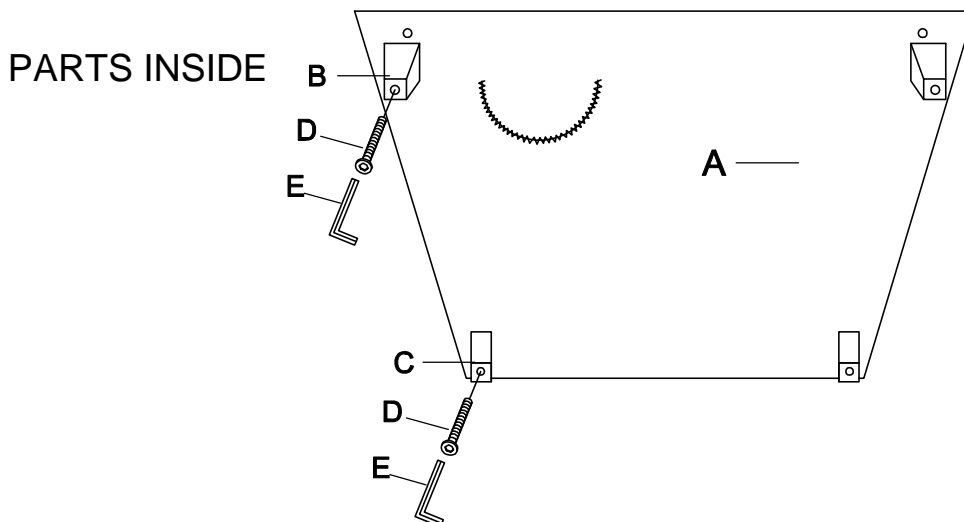
NO.	PARTS LIST	QTY	DESCRIPTION
A		1	ACCENT CHAIR

NO.	HARDWARE LIST	QTY	DESCRIPTION
B	 80mm*80mm*120mmH	2	FRONT LEGS
C	 77mm*50mm*120mmH	2	REAR LEGS
D	 M8*75mm	4	BOLT
E	 M5*100*38mm	1	ALLEN KEY

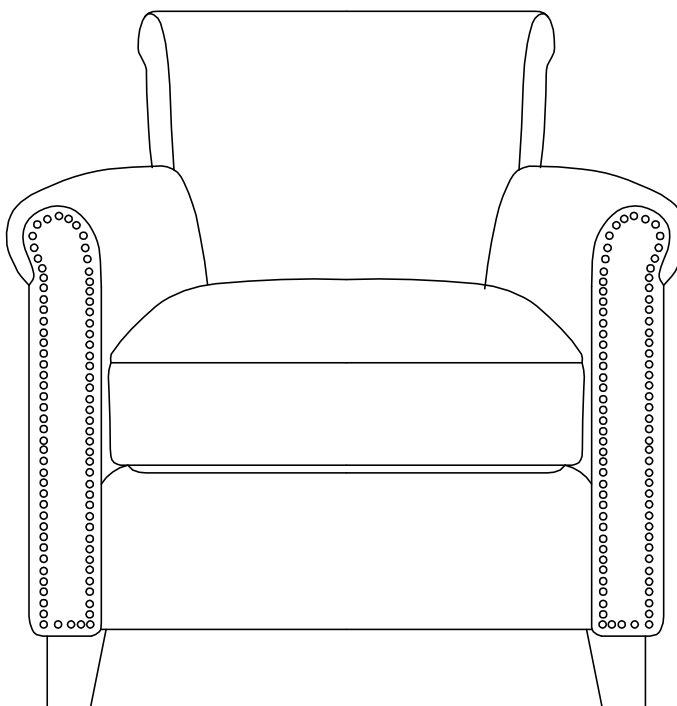
ASSEMBLY INSTRUCTION

ITEM NO: 9278BRW-1/9278GRY-1/9278BGY-1 ACCENT CHAIR

STEP # 1



STEP # 2



CARE INSTRUCTION FOR LEATHER FURNITURE

In order to maintain the original appearance of your furniture, please follow below care procedures .

°Avoid exposing furniture directly to sunlight or heating and air conditioning outlets. sunlight and/ or exposure to heating and air conditioning outlets will fade/damage leather. Do not place your upholstered furniture too close to windows, radiators, vents and be sure to use window treatments to block the sun's rays

°Wipe with a soft brush to remove dust