


## 30" Induction Cooktop

KM 6360



# 30" Induction Cooktop

## KM 6360



### Features:

- 4 cooking zones
  - (1) vario zone of 4-6"
  - (2) vario zones of 6-9"
  - (1) vario zone of 7-11"
- (1) PowerFlex zone — PowerFlex technology combines two zones into a unique large zone (9x15"), up to 7,7kW
- TwinBooster function
- Con@ctivity 2.0 — communication between cooktop and hood
- Direct Selection Plus controls, default power level 1-9, extended 1-12
- Stop&Go function
- Keeping Warm function
- Auto heat-up
- Pan size recognition
- Timer
- Overheating protection
- Child safety lock and safety switch-off

SPECIFICATIONS	
KM 6360 Induction Cooktop	Item 26636052USA
Product Dimensions	30 <sup>1</sup> / <sub>2</sub> " (775 mm) W x 4 <sup>3</sup> / <sub>4</sub> " (121 mm) H x 21 <sup>7</sup> / <sub>16</sub> " (544 mm) D
Cut-out Dimensions	28 <sup>1</sup> / <sub>2</sub> " (724 mm) W x 20 <sup>3</sup> / <sub>8</sub> " (518 mm) D
Minimum Back Spacing From Wall	2" (50 mm)
Minimum Countertop Thickness	1 <sup>1</sup> / <sub>8</sub> " (29 mm)
Maximum Countertop Thickness	1 <sup>3</sup> / <sub>16</sub> " (40 mm)
Minimum Recommended distance to ventilation hood	24" (610 mm)
Electrical	
Electrical Requirements	208V, 60Hz, 40 Amps, 6700W 240V, 60Hz, 40 Amps, 7700W
Power Cable	3' 11 <sup>1</sup> / <sub>4</sub> " (1.2 m)
Shipping	
Shipping Weight	52.43 lbs
Shipping Dimensions	34 <sup>5</sup> / <sub>16</sub> " W x 7 <sup>9</sup> / <sub>32</sub> " H x 26 <sup>21</sup> / <sub>32</sub> " D
Support	
Call Miele	800.843.7231
Miele Website	<a href="http://www.mieleusa.com">www.mieleusa.com</a>
20/20 Link	<a href="http://2020technologies.com">2020technologies.com</a>

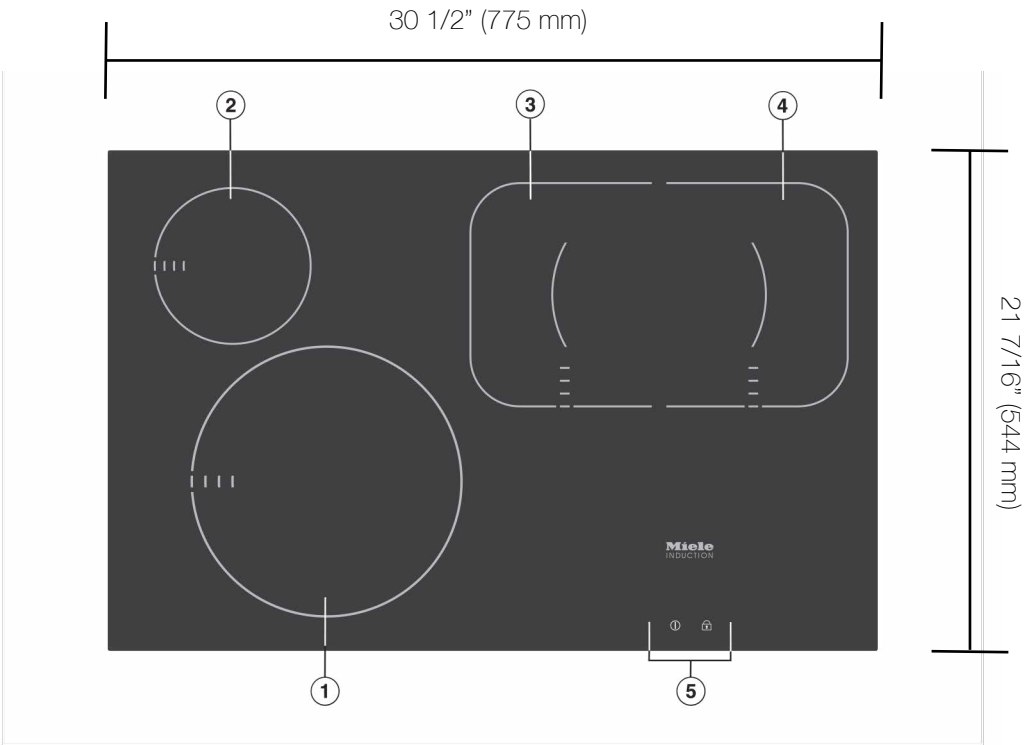
# 30" Induction Cooktop

## KM 6360



### PRODUCT VIEWS

Top View

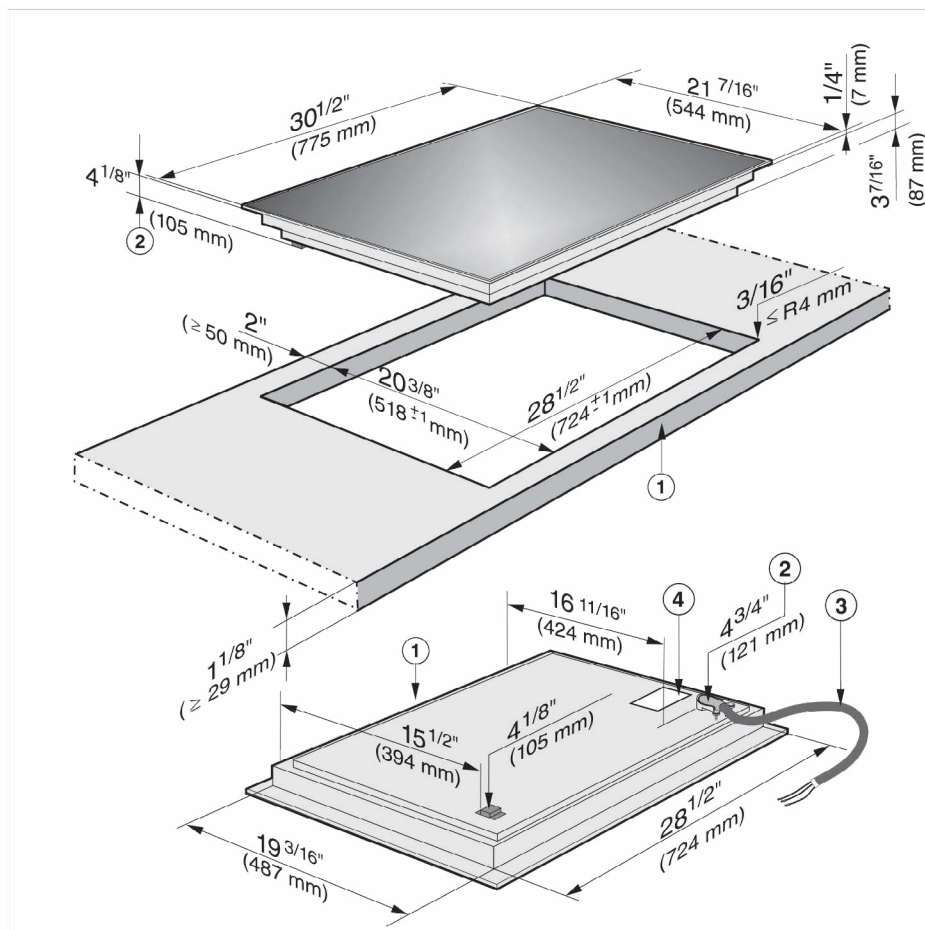


- ① Cooking zone with TwinBooster
- ② Cooking zone with Booster
- ③ PowerFlex cooking zone with TwinBooster
- ④ PowerFlex cooking zone with TwinBooster
- ③④ can be combined to form PowerFlex cooking zone
- ⑤ DirectSelection Plus controls

# 30" Induction Cooktop KM 6360



## INSTALLATION DIMENSIONS



- ① Front
- ② Installation height
- ③ Flexible metal hose with power cord L = 3' 11 1/4" (1200 mm)
- ④ Data plate

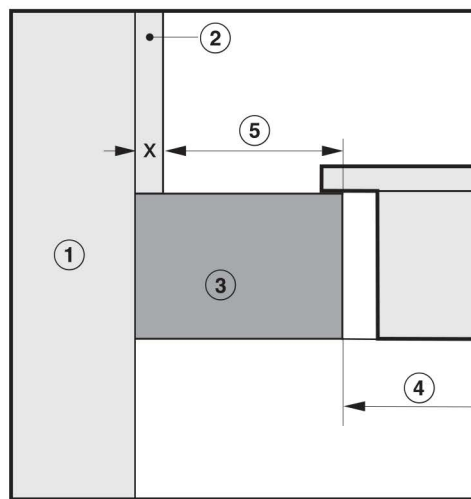
# 30" Induction Cooktop KM 6360



## INSTALLATION SAFETY CLEARANCE

Front Side View  
Proud Mount

Framed cooktops



- ① Wall frame
- ② Wall covering dimension x = thickness of the niche cladding
- ③ Countertop
- ④ Countertop cut-out
- ⑤ Minimum distance for

**flammable** materials 2" (50 mm).

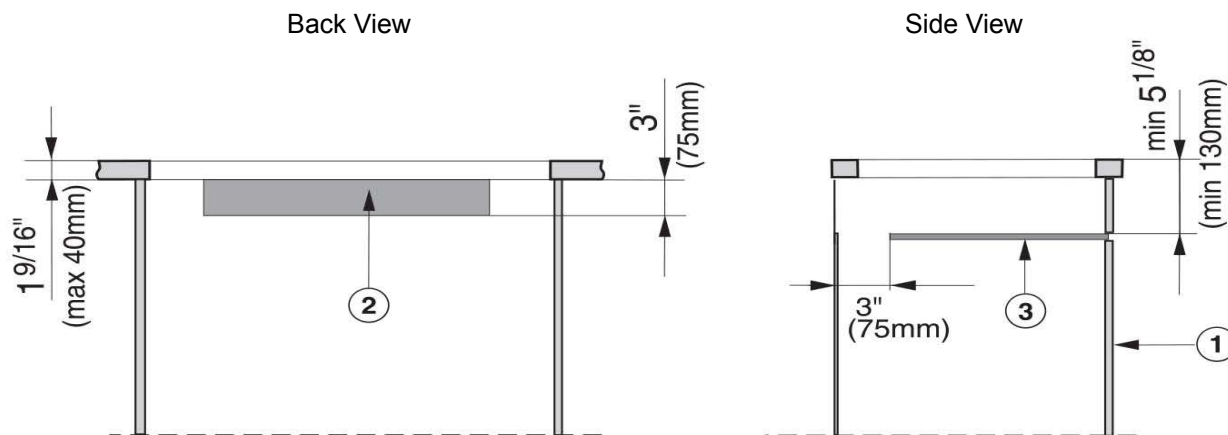
**non-flammable** materials 2" (50 mm) - dimension x

# 30" Induction Cooktop KM 6360



## INSTALLATION

### Ventilations



① Front of cooktop

② Cut-out in cabinet for ventilation.

Shown as an example in the rear wall of the cabinet.

③ Protective base

Installation of a protective base under the cooktop is allowed but not required.

If a protective base is fitted, there must be a clearance of at least  $5\frac{1}{8}$ "

(130 mm) between the top of the protective base and the top of the countertop, for proper ventilation of the cooktop.

At the back there has to be a gap of 3" (75 mm) for the power cord.

Cooktop	Measurements cut-out
KM 6360 / KM 6365	73.5 sq-in. Example: 24 1/2" x 3" (622 x 75mm)

# 30" Induction Cooktop KM 6360



## KM 6360 INDUCTION COOKTOP INSTALLATION IN COMBINATION WITH UNDERCOUNTER 30" MIELE OVEN H6x80BP

### Countertop Thickness vs. Toekick Height

Taken into consideration:

- 34½" tall cabinetry
- ¼" of cooktop above countertop (proud)
- ¾" (exact) platform thickness under oven/above toekick

		Toekick Height									
		3½	3¾	4	4¼	4½	4¾	5	5¼	5¾	6
Countertop Thickness	1⅛	OK	OK	NA	NA	NA	NA	NA	NA	NA	NA
	1¼	OK	OK	OK	NA	NA	NA	NA	NA	NA	NA
	1⅜	OK	OK	OK	NA	NA	NA	NA	NA	NA	NA
	1½	OK	OK	OK	OK	NA	NA	NA	NA	NA	NA
	1⅞	OK	OK	OK	OK	NA	NA	NA	NA	NA	NA

 = Typical Installation