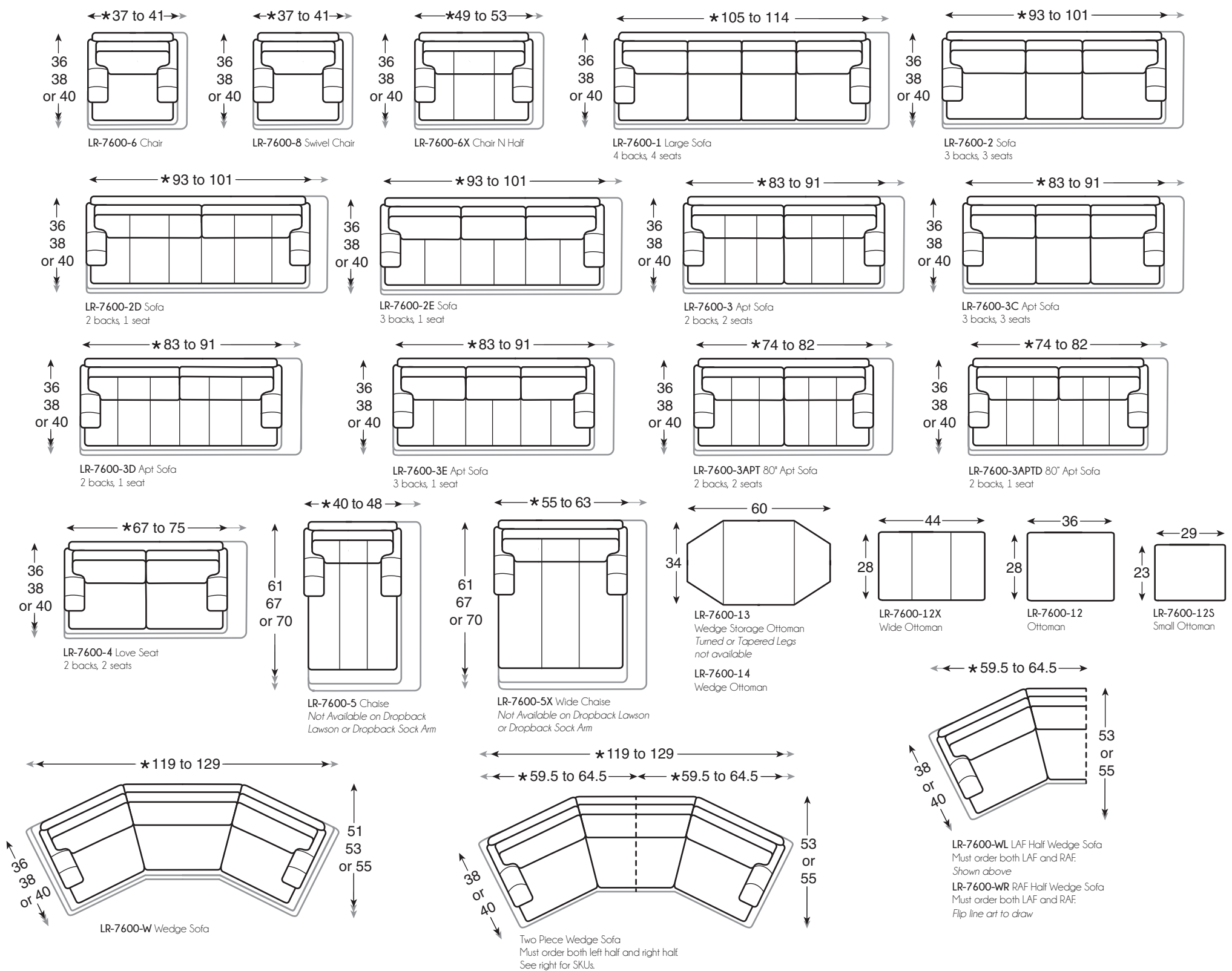
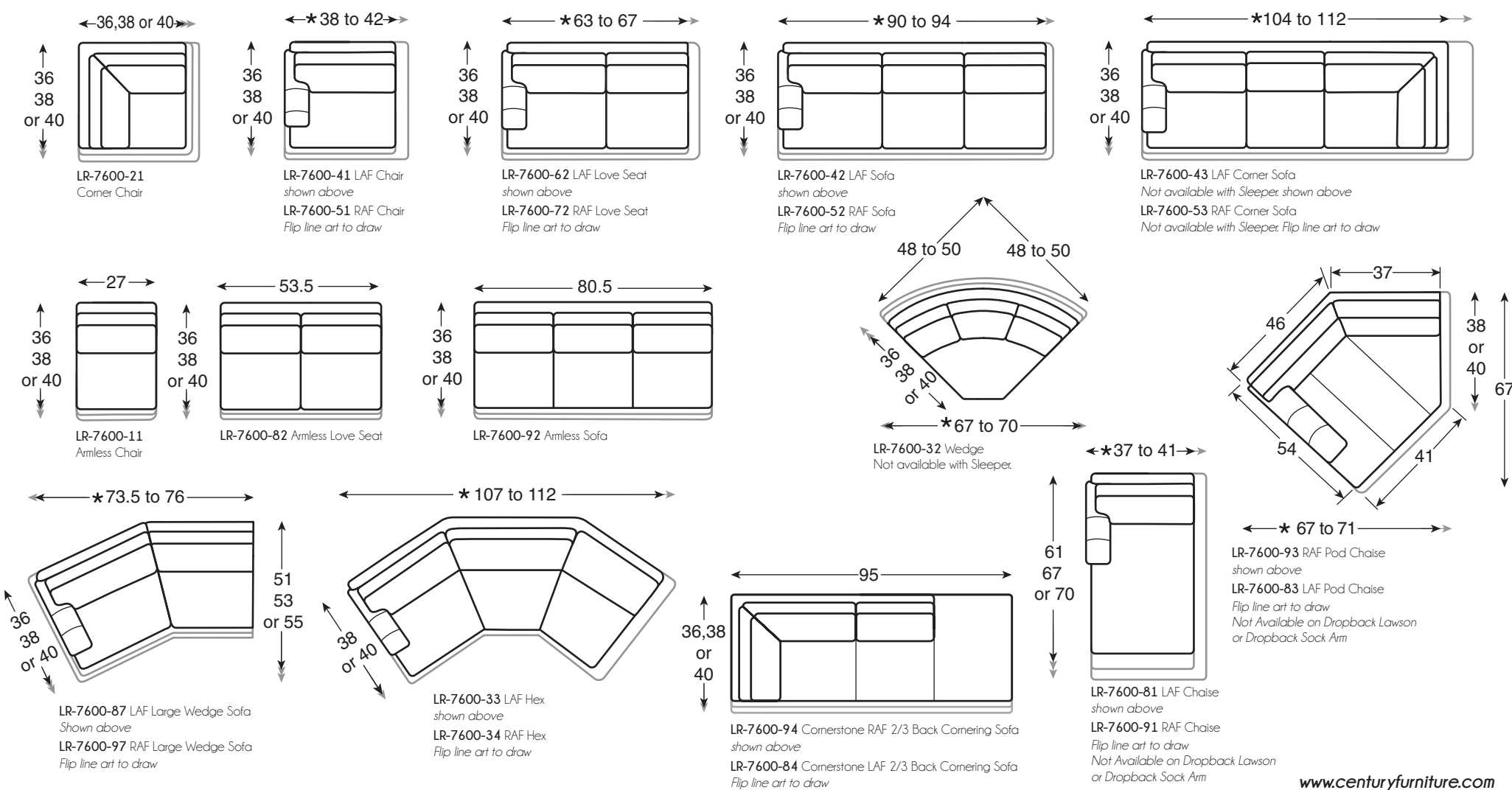


**1 SELECT YOUR FRAME & LEATHER:** Leatherstone will have seams on arms, outback and side panels.

All Leatherstone frames are available as 36", 38" and 40" depths (except the Sleeper Sofas, Sleeper Sectional pieces, Two-Piece Half Wedge Sofa, Pods and Hex Sectionals)

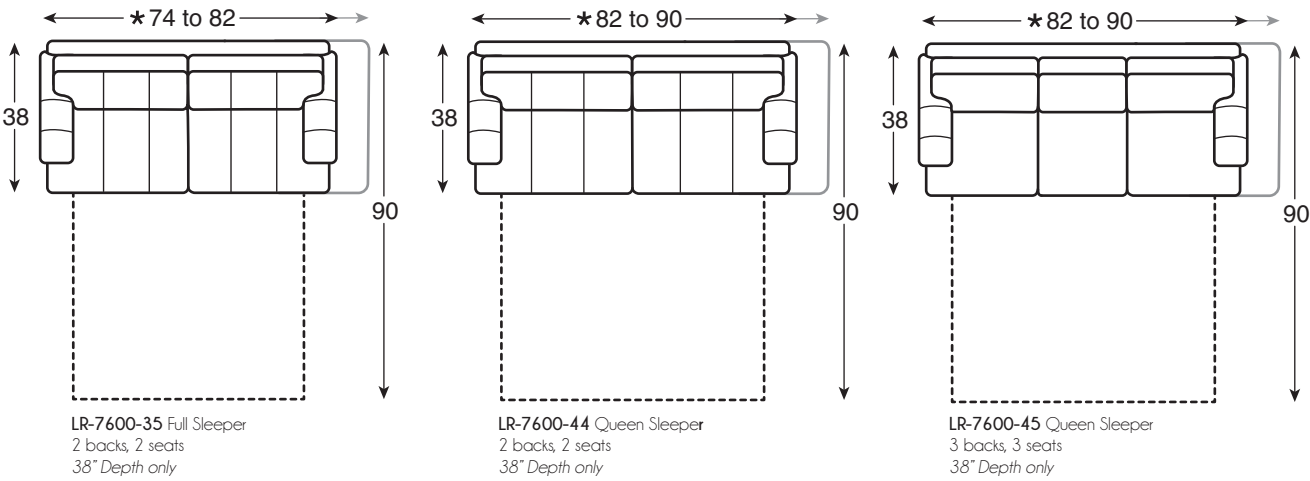
Certain arm choices may change the width of the piece you are creating.

\*Width varies based on arm selection. Please refer to the Cornerstone/Leatherstone catalog for Variable Width Chart by Arm.

**LEATHERSTONE STAND ALONE FRAMES****LEATHERSTONE SECTIONAL CHOICES**

1 SELECT YOUR FRAME & FABRIC: (continued from opposite side)

LEATHERSTONE SLEEPER CHOICES

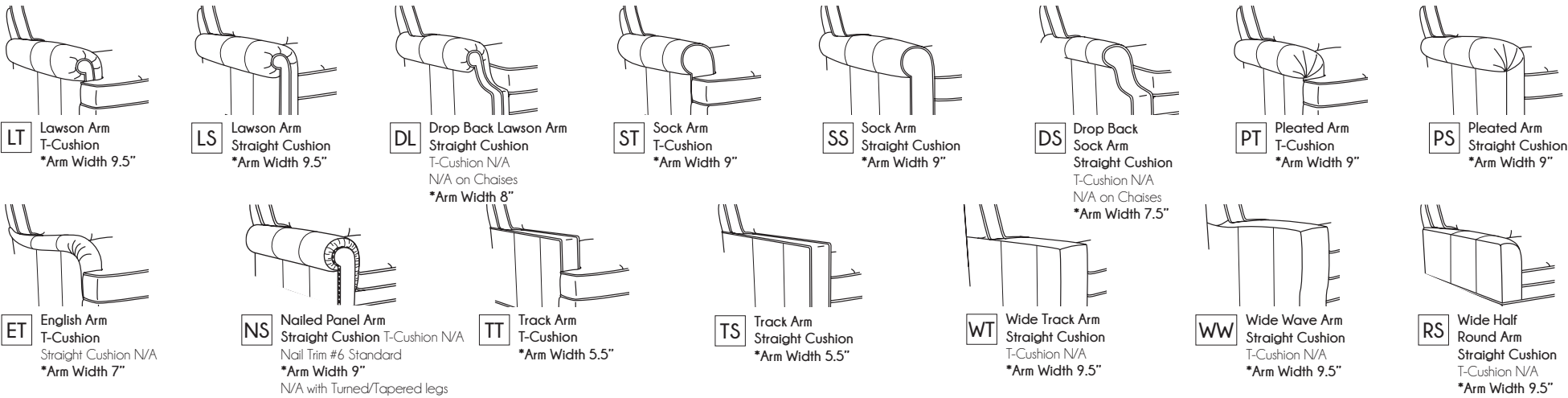


All Leatherstone frames are available as 36", 38" and 40" depths except the Sleeper Sofas, Sleeper Sectional pieces, Two Piece Wedge, Pods and Hex Sectionals. Keep in mind that certain arm choices may change the width of the piece you are creating.

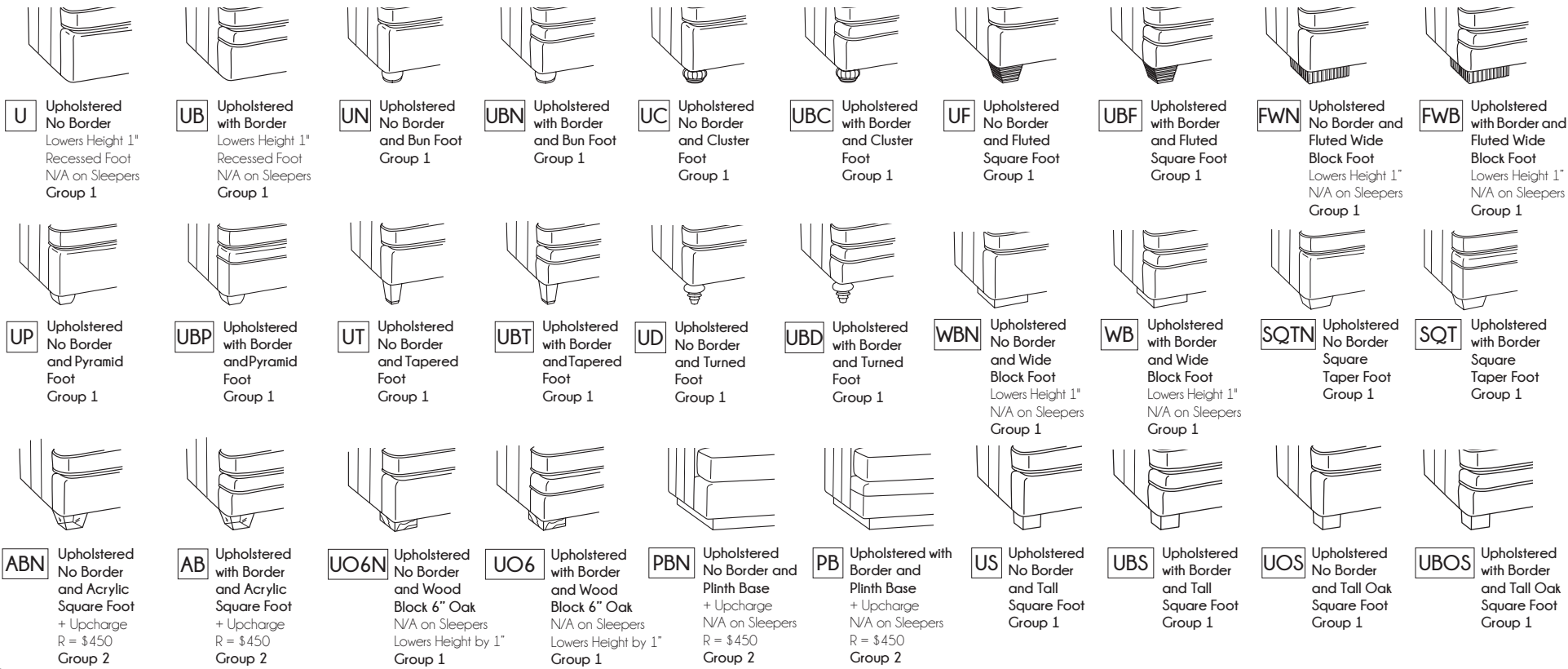
\*Width varies based on arm selection. Please refer to the Variable Width Chart by Arm.

2 SELECT YOUR DEPTH: 36" Depth (Inside depth: 20")  
38" Depth (Inside depth: 22")  
40" Depth (Inside depth: 24")  
Sleeper sofa and sleeper sectional pieces available in 38" depth only.

3 SELECT YOUR ARM: Certain arm choices may change the width of the piece you are creating. With 36" Depth arms are adjusted to match frame's scale.  
\*Width varies based on arm selection. Please refer to the Cornerstone/Leatherstone Catalog exact width measurements. \*Arms are scaled down slightly on chairs (-6 & -8)



4 SELECT YOUR BASE: \*When Wide Block Foot is selected, Wide Arms are recommended.



5 SELECT YOUR BACK: \*Overall height is 38", Standard back rail is 31.5", High Back back rail is 37.5". High Back adds 3.5" to Overall Depth, Back cushion height will not change High Back option will increase the width of the LAF & RAF Corner Sofa



6 SELECT YOUR EDGE. Self-Welt Seats and Backs (STD), Saddlestitched, Top Stitch, or Weltless (Optional), Top Stitch N/A on Knife Edge Backs

7 SELECT YOUR SEAT CUSHION FILL. Spring Down Medium (STD), Spring Down Soft, Spring Down Firm, Comfort Crown, Ultra Plush, Spring Plush, Down Plush (Optional)

8 SELECT YOUR BACK CUSHION FILL. Fiber Down (STD), Duraloft (STD with High Back Optional otherwise), Fiber (Optional-Firmer, but more resilient)

9 SELECT YOUR FINISH. #401 Coddington (STD)

NOTE: Optional Nail Trim applied to Base only unless otherwise specified. Throw Pillows are not standard on leather frames, order as extra throw pillows. See Line Art for standard seaming on all leather frames.

LEATHERSTONE SLEEPER SECTIONAL CHOICES

