

HydroTap Classic Plus BC Tap

Product Spec Sheet



HydroTap Classic Plus Boiling/Chilled (BC) Tap

Offering the choice of instant filtered boiling and chilled water, the Classic Plus pairs iconic design with an intuitive touchpad making it the perfect complement to any space.

This HydroTap Classic Plus can be installed over the sink as a secondary tap or over our optional Classic Range Integrated or Classic Range Raised Font / Drip Tray.

The HydroTap Classic Plus is available in six finishes: Chrome, Brushed Chrome, Matte Black, Brushed Gold, Brushed Nickel and Gunmetal.

HydroTap Classic Plus BC Tap - Available Finishes



Chrome



Brushed
Chrome



Matte
Black



Brushed
Gold



Brushed
Nickel



Gunmetal

Product Order Codes for HydroTap Classic Plus BC Taps

HydroTap Classic Plus BC Tap in Chrome	01043224
HydroTap Classic Plus BC Tap in Brushed Chrome	01043487
HydroTap Classic Plus BC Tap in Matte Black	01043488
HydroTap Classic Plus BC Tap in Brushed Gold	01043489
HydroTap Classic Plus BC Tap in Brushed Nickel	01043491
HydroTap Classic Plus BC Tap in Gunmetal	01043490

Please see individual product spec sheets for command center and accessory product specs and order codes.

HydroTap Classic Plus BC Tap

Product Spec Sheet



Installation Requirements

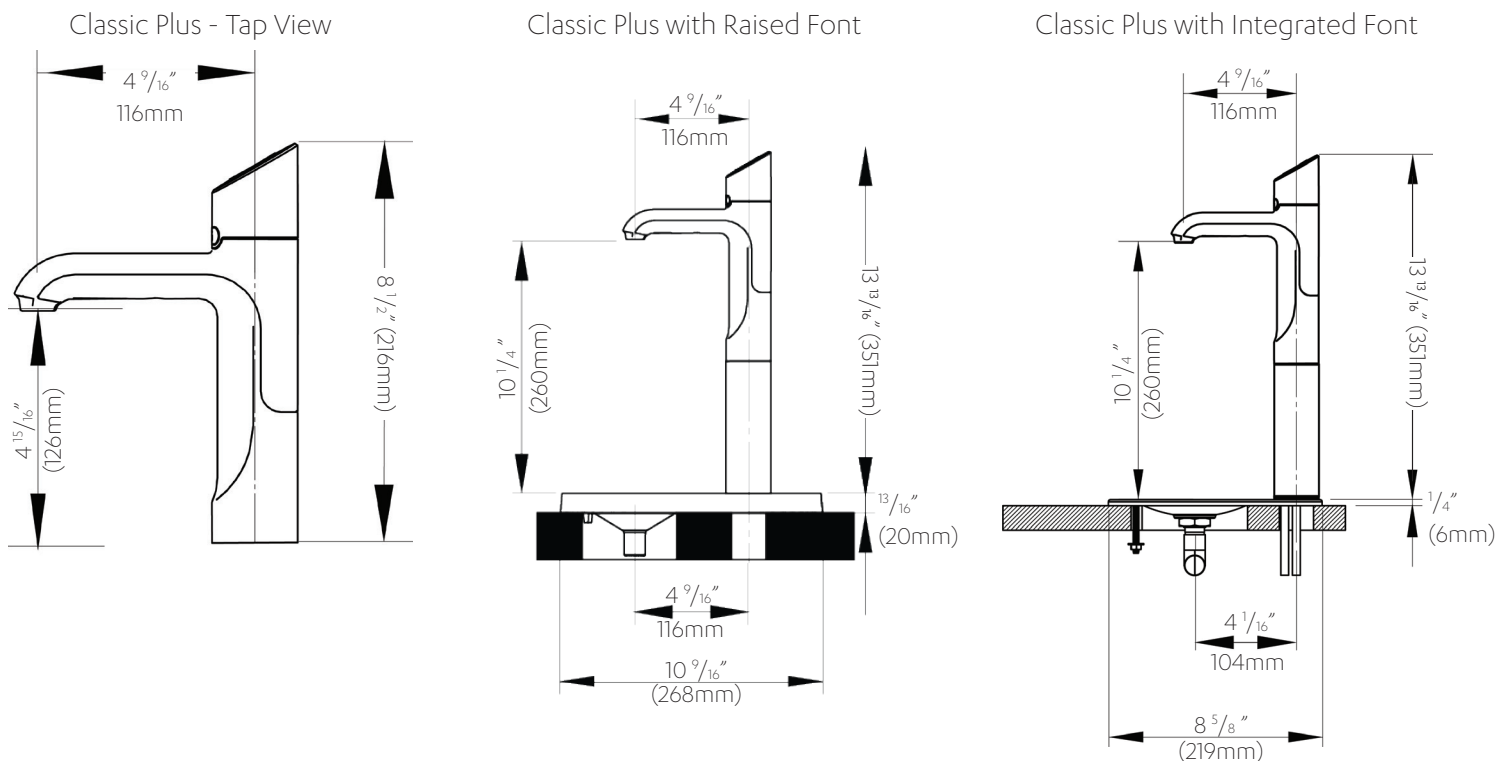
The HydroTap is a pump-driven system so the installation of the Tap must be within 3' (0.9m) of the base command center. Installation on most countertops is straightforward however, some stone countertops may require a specialized cutting service.

If using a drip tray (font) accessory, suitable drainage to a trapped waste is required within 3' (0.9m) of the installation. Sufficient space and clearance to install the HydroTap as detailed in the product installation guidelines is required.

Installation and connection of your HydroTap must be carried out by a qualified person, observing all local, state, & federal regulations.

HydroTap Classic Plus BC - Tap Specs

Style:	HydroTap Classic Plus Tap (BC) - includes boiling water safety lock
Hole Size:	1 - 3/8" / 35mm
Tap Height:	8 1/2" (216mm) or 13 13/16" (351mm) when installed with an optional font / drip tray
Installation:	Over sink as a secondary tap or on optional font / drip tray
Flow Rate:	Max 1.8gpm / 6.8lpm
Product Certifications:	IAPMO - NSF/ANSI 372, 42, 53, CSA B438.1, ASSE 1023, ASSE 1087; cUL; CEC
ADA Compliant:	Yes



Installation by Zip Professional Service is available in select metro areas and can be arranged with a phone call to 1-833-233-2358 or by emailing wecare@na.zipwater.com. Technical Installation assistance over phone or video call can be obtained by calling our customer care line at 1-833-233-2358, Monday through Friday 8am - 5pm Central Time.

HydroTap 120V BC G5 Command Center

Product Spec Sheet



HydroTap 120V BC G5 Command Center

Product Order Code: 01043465

The HydroTap by Zip Water is more than just a water system, it's cooking made easy and it's water at its best. That's because the HydroTap 120V BC command center provides users instant access to filtered boiling and chilled water.

This command center is ideal for residential and small commercial applications and can be paired with any of our various tap styles.

HydroTap 120V BC G5 Command Center - Product Specs

Product Order Code	01043465
Water Pressure:	Min 37psi – Max 100psi (2.60 - 7.03kg/cm ²) with a minimum flow rate of 1 gpm (3.79 lpm)
Water Connection:	½" BSP - isolation valve is required within 3' (0.9m) of the installation
Integral Water Values:	All HydroTap systems are fitted with a Dual Check Valve and a 50psi (3.52kg/cm ²) Pressure Limiting Valve
Water Supply Requirements:	Potable drinking water supply
Optimal Total Dissolved Solids (TDS) Range:	TDS Min 50ppm – Max 150ppm
Integral Water Filter:	0.2 micron, 1 size - replace every 1,100 gallons / 4,163 liters or 12 months
Power Rating:	110-120V, 50-60Hz, 15 amp power supply with a NEMA 5-15 outlet
Dimensions (WxDxH):	13.3" x 18.2" x 13.1" / 339mm x 462mm x 333mm
Minimum Air Gap:	Minimum of 2" / 50mm clearance on left and right side and 8" / 200mm above
Minimum Cabinet Size:	18" wide x 24" deep / 457mm wide x 609mm deep
Maximum Hose Connection Length	3' / 0.9m (tap to command center)
Minimum Distance Needed for Installation	15" / 381mm (interior wall to garbage disposal)
Dry Weight:	66lbs / 30kg
Product Approvals:	IAPMO - NSF/ANSI 372, 42, 53, CSA B483.1, ASSE 1023, ASSE 1087; cUL; CEC
Warranty:	2-year limited parts and labor warranty

HydroTap 120V BC G5 Command Center

Product Spec Sheet

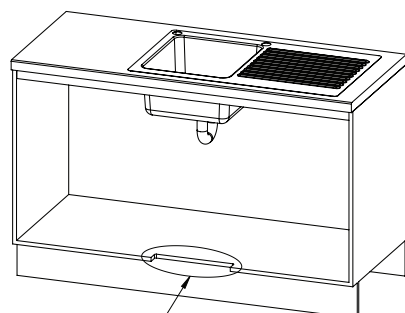


Installation Requirements

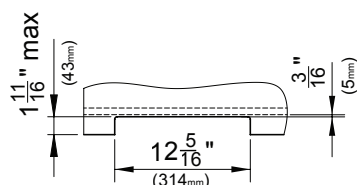
Installation and connection of your HydroTap must be carried out by a qualified person, observing all local, state, & federal regulations. You will require suitable 110-120V 50-60Hz, 15 amp power supply with a NEMA 5-15 electrical outlet within 5' 9" (1.75m) of the product.

The HydroTap is a pump-driven system so the installation of the Tap must be within 3' (0.9m) of the base command center. The HydroTap is an air-cooled system so discrete cabinetry cut-outs are required for ventilation. Installation on most countertops is straightforward however, some stone countertops may require a specialized cutting service.

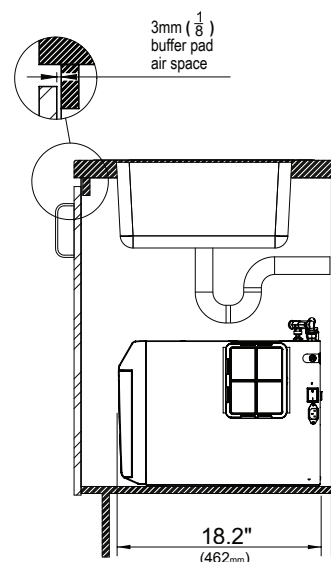
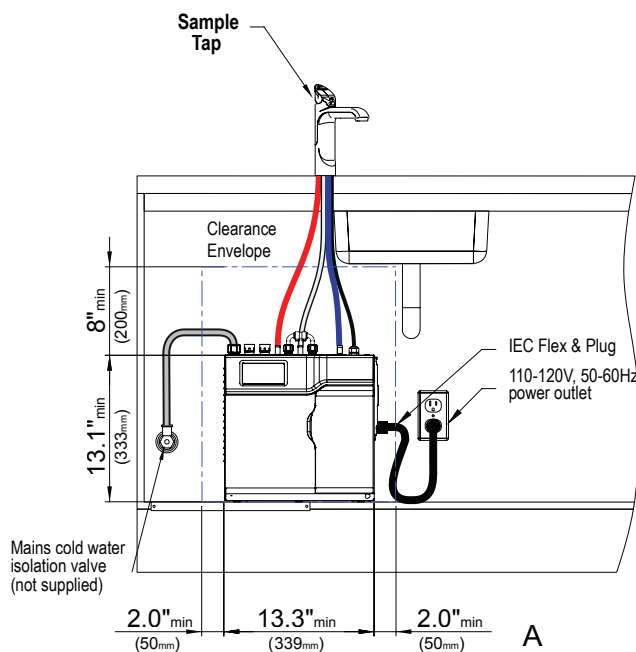
If using a drip tray (font) accessory, suitable drainage to a trapped waste is required within 3' (0.9m) of the installation. If you live in an area with hard water (more than 150ppm), we recommend installation of a scale filtration kit or a water softener. Sufficient space and clearance to install the HydroTap as detailed in the product installation guidelines is required.



VENTILATION DETAIL



DETAIL B: CABINET FLOOR CUT-OUT



Scan QR code to view
installation guide.

Installation by Zip Professional Service is available in select metro areas and can be arranged with a phone call to 1-833-233-2358 or by emailing wecare@na.zipwater.com. Technical Installation assistance over phone or video call can be obtained by calling our customer care line at 833-233-2358, Monday through Friday 8am - 5pm Central Time.