

## Sleepers – Mechanisms and Mattresses

07-24-15

### Queen (39)

- Mattress 60" x 72"
- Standard Mattress is approx. 4" thick.
- Upgraded Mattress is approx. 5" thick. **DISCONTINUED**
- Memory Foam Mattress is approx. 4-1/4" thick.
- Headrest tilt feature

### Full (36)

- Mattress 52" x 72"
- Standard Mattress is approx. 4" thick.
- Upgraded Mattress is approx. 5" thick. **DISCONTINUED**
- Memory Foam Mattress is approx. 4-1/4" thick.
- Headrest tilt feature

### 1-1/2 Chair (37)

- Mattress 33" x 72"
- Standard Mattress is approx. 4" thick.
- Upgraded Mattress is approx. 5" thick. **DISCONTINUED**
- Memory Foam Mattress is approx. 4-1/4" thick.
- Headrest tilt feature



All mechanisms feature the same construction.

Back of style to end of sleeper fully extended 89"

Sleeper height – approx. 20"

Sleeper Mechanism is rated for 350lbs

## Removing Sleeper Mechanism Wire Hold Downs

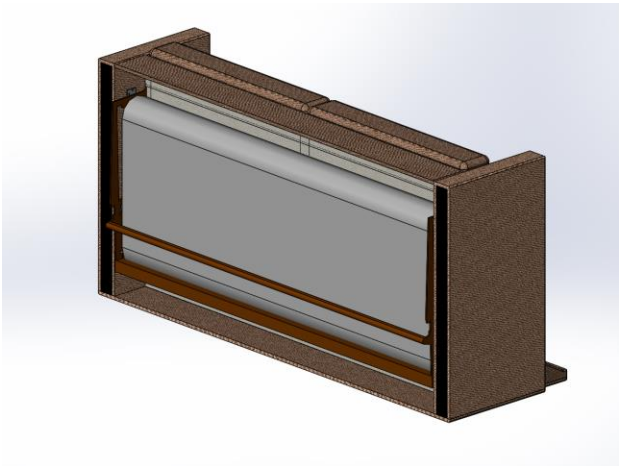




## SLEEPER UNIT MECH REMOVAL

Tools Required: 8mm hex head socket.

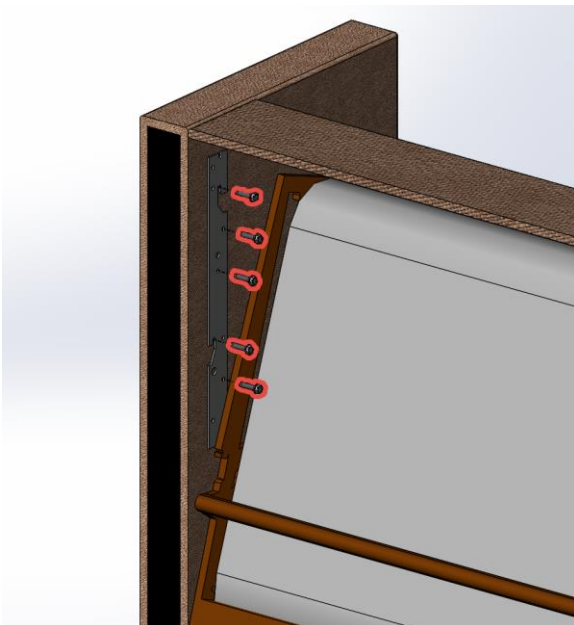
Step 1: Rest unit on its back.



Step 2: Press sleeper unit inwards to expose the connector bracket.



Step 3: Remove five (5) 8mm Hex screws per side.



Step 4: Pull sleeper mech out from bottom.

