

## GETTING

*started*

## WITH YOUR MULTI-DOOR REFRIGERATOR

### BEFORE YOU START



#### Set up your refrigerator

Remove tape and glue residue from surfaces before turning on the refrigerator. Choose a place near a grounded electrical outlet, allowing for clearances for ease of installation, proper circulation, and plumbing and electrical connections.



#### Before operating for the first time

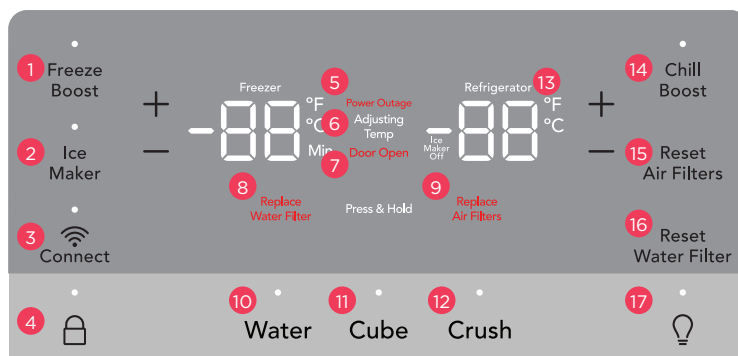
After you remove all of the package materials, clean the inside of your refrigerator before using it. See **CARE AND CLEANING** in your Use & Care Manual.

### YOU'RE IN CONTROL



#### Your appliance control display

If you are using your refrigerator in a kitchen, we recommend you set your temperatures at 37°F (3°C) for the fresh food compartment and 0°F (-18°C) for the freezer. After 24 hours, you can adjust the control as desired, allowing the temperature to stabilize.



- 1 Prior to grocery shopping, we recommend you activate **Freeze Boost** to freeze your food faster.
- 2 The **Ice Maker** makes ice until the ice bin is full. Press and hold **Ice Maker** for 3 seconds to turn it on/off.
- 3 **Connect** allows connection between your refrigerator and the Frigidaire App via your Wi-Fi enabled mobile device.
- 4 Press and hold **Lock** for 3 seconds to enable/disable the appliance control display. While locked, no changes can be made until unlocked.
- 5 **Power Outage** illuminates and alert sounds after a power outage ends until you reset it by pressing any button.
- 6 Press either the **+** or **-** to adjust to desired temperature setting inside the refrigerator or freezer compartment. **Adjusting Temp** illuminates until you reach the desired temperature(s).
- 7 **Door Open** illuminates and alert sounds if the door is open 5+ minutes until you close the door.
- 8 **Replace Water Filter** illuminates when it's time to change the filter, generally every 6 months.

- 9 **Replace Air Filters** illuminates when it's time to change the filter, generally every 6 months.
- 10 Press **Water** to activate the water dispenser. Then press the paddle to dispense water.
- 11 Press **Cube** for cubed ice. Then press the paddle to dispense cubed ice.
- 12 Press **Crush** for crushed ice. Then press the paddle to dispense crushed ice.
- 13 **°F/°C** allows you to switch between Fahrenheit (°F) and Celsius (°C).
- 14 Prior to grocery shopping, we recommend you activate **Chill Boost** to cool your food faster.
- 15 Press and hold **Reset Air Filters** for 3 seconds to reset after replacing the filter.
- 16 Press and hold **Reset Water Filter** for 3 seconds to reset after replacing the filter.
- 17 Touch **Light** to turn the dispenser light On/Off and press and hold **Light** for 5 seconds to turn ambient lighting (located in the pocket handles) on, 2 seconds to turn off.

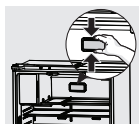


### CONNECT IT

Download the Frigidaire App and check out our **Let's Get Connected** card to get started and manage your fridge from anywhere.

## KEEP IT FRESH

### Install your new *PureAir Ultra II™* Air Filter to keep fresh air flowing

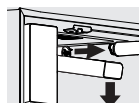


1. Squeeze the top and bottom of the air filter cover together and remove it from the liner. Discard the old filter.
2. Snap the new filter into the filter cover. The open face (carbon media) of the filter should face outward.
3. Squeeze the sides of the air filter cover and snap it back into place.
4. Press and hold the **Reset Air Filters** button on the Appliance Display Control for 3 seconds. When the indicator turns off, the status has been reset.



**Change your filter every 6 months to ensure optimal fridge freshness.**

## SAFE, GREAT TASTING WATER



### Your *PureSource Ultra® II* Water Filter is certified to reduce contaminants and keep great-tasting water flowing for you and your family.

- Your new *PureSource Ultra® II* Water Filter is located at the top right corner of the fresh food compartment.
- Before dispensing water for the first time, be sure to prime the water supply system:
  1. Press and hold a drinking glass against the water dispenser paddle until water comes out (it may take up to 1½ minutes).
  2. Run water through dispenser for approximately 3 minutes or 1½ gallons, before use, and discard.



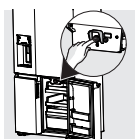
**Change your water filter every 6 months to ensure the highest possible water quality.**

## ACCESSORIZE IT!



### Frigidaire *ReadyCook™* Marinade & Oven Pan

**Delicious Meals from Fridge to Oven** - Prepare your favorite marinade in the pan, which slides easily into the rails underneath the refrigerator shelf. When ready, remove the lid and transfer the pan directly from fridge to oven.



### Freezer Ice Maker

**Additional Ice Storage** - Don't worry about running out of ice! This extra ice maker makes 2 to 2.5 lbs of ice in 24 hours, with a 4.5 pound capacity ice bin.

**Check out these and other great accessories for your refrigerator at [Frigidaire.com](http://Frigidaire.com) or an authorized retailer!**

## FAQs

### How do I use the reversible shelving within the Custom Flex® Temp Zone?

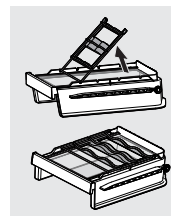
Your reversible shelves allow you to customize your storage to fit your needs. Use one side for more shelf space or easily switch it to display and chill your bottled beverages. For more information see the **STORAGE FEATURES** section of your Use & Care Manual.

### Why does my refrigerator seem to run continuously?

Your refrigerator is equipped with an energy-efficient variable speed compressor. It actually saves energy running more frequently while maintaining even temperatures.



**For more information refer to TROUBLESHOOTING in the back of your Use & Care Manual.**



## LET'S MAKE IT OFFICIAL!

Take the first step to becoming a part of the Frigidaire family and discover more benefits by registering your multi-door refrigerator.

**Look for the Photoregister<sup>SM</sup> icon on your registration card or register via the Frigidaire App.**



**WE ARE**  
*here*  
**FOR YOU**



Have a question?



Want help?



Need service?

**owner support**

**[frigidaire.com/1](http://frigidaire.com/1) (800) 374-4432**

**[frigidaire.ca/1](http://frigidaire.ca/1) (800) 265-8352**

