

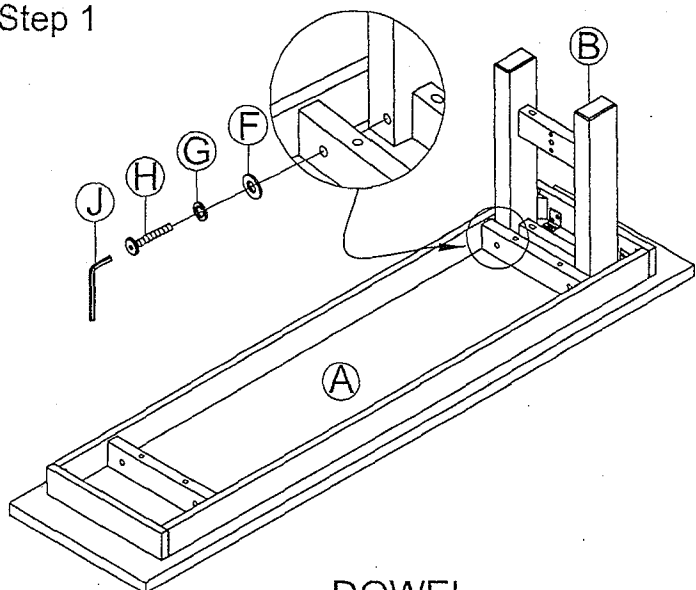
# ASSEMBLY INSTRUCTIONS

ITEM NO: KA-CH-1560WB-RAI-RTA

## DINING BENCH

Thank you for purchasing this quality product. Be sure to check all packing material carefully for small parts that may have come loose inside the carton during shipment.  
Please keep all hardware out of reach of small children

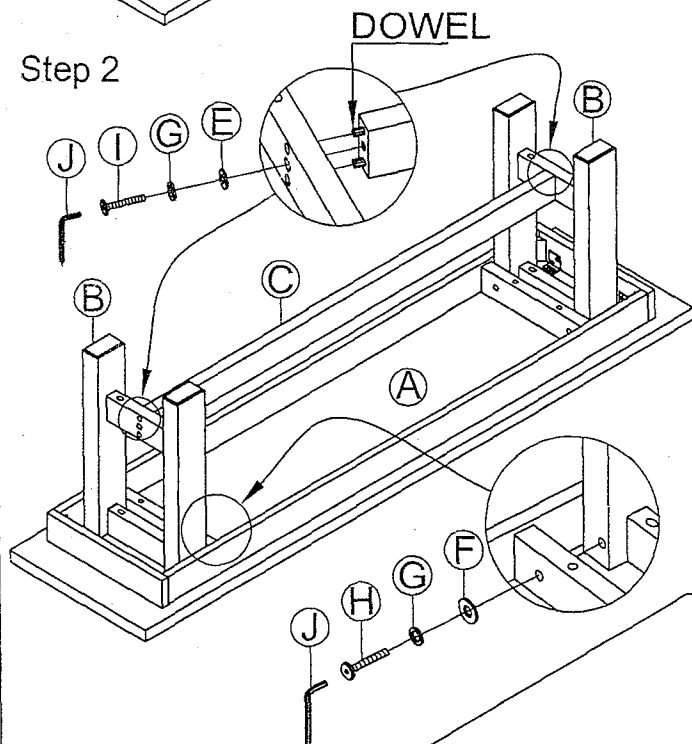
### Step 1



#### PARTS LIST FOR 1 CHAIR:

NO.	DESCRIPTION	SKETCH	QTY
A	Seat Frame		1 pc
B	Chair Leg		2 pcs
C	Stretcher		1 pc
D	Caps		2 pcs

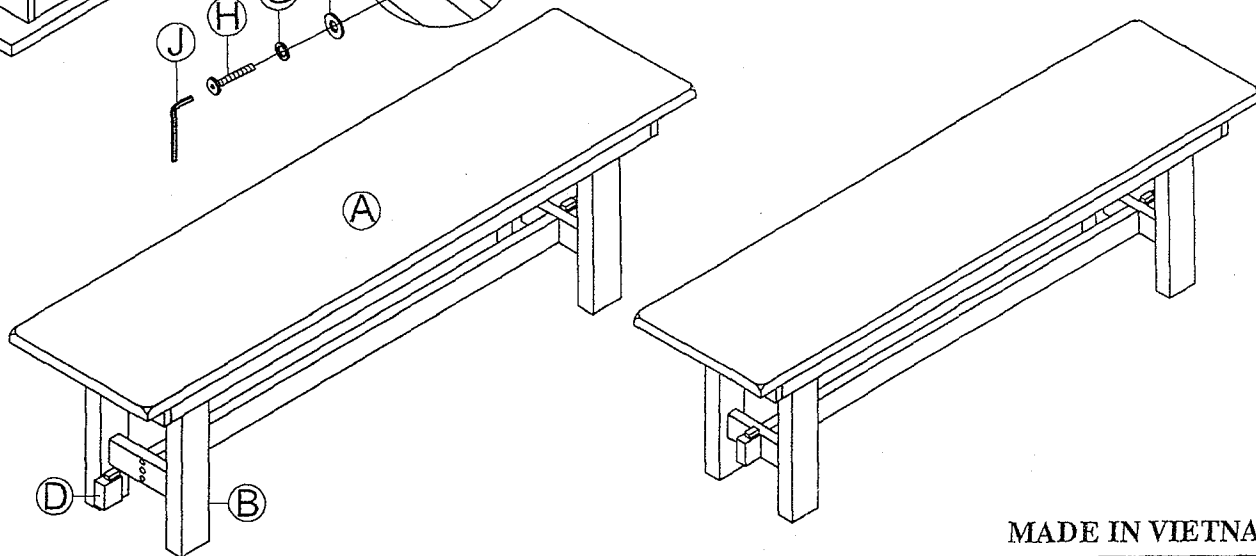
### Step 2



#### HARDWARE LIST FOR 1 CHAIR:

NO.	DESCRIPTION	SIZE	SKETCH	QTY
E	Small Washer	$\phi 1/4" \times \phi 12\text{mm}$		2 pcs
F	Flat Washer	$\phi 5/16" \times \phi 19\text{mm}$		4 pcs
G	Spring Washer	$\phi 5/16" \times \phi 12\text{mm}$		6 pcs
H	Long Bolt	$\phi 5/16" \times 45\text{mm}$		4 pcs
I	Short Bolt	$\phi 1/4" \times 38\text{mm}$		2 pcs
J	Allen key	58mmx23mmx4mm		1 pc

### Step 3



MADE IN VIETNAM

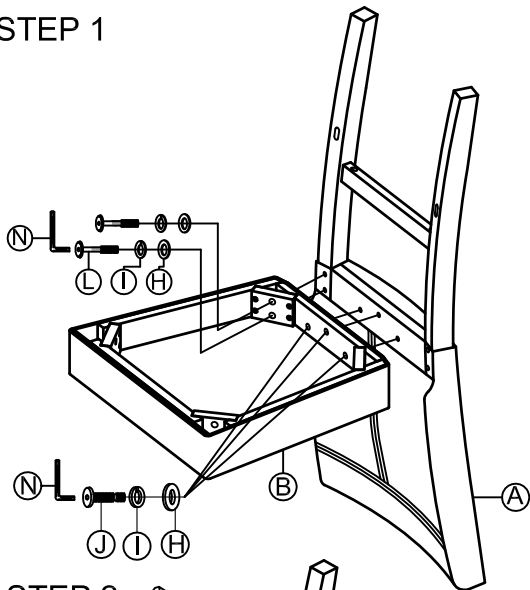
# ASSEMBLY INSTRUCTIONS

ITEM NO: KA-BS-280L-RAI-K24

## 24 PARSON'S BARSTOOL

Thank you for purchasing this quality product. Be sure to check all packing material carefully for small parts that may have come loose inside the carton during shipment.

### STEP 1



#### TOOLS NOT REQUIRED

Phillips Screwdriver



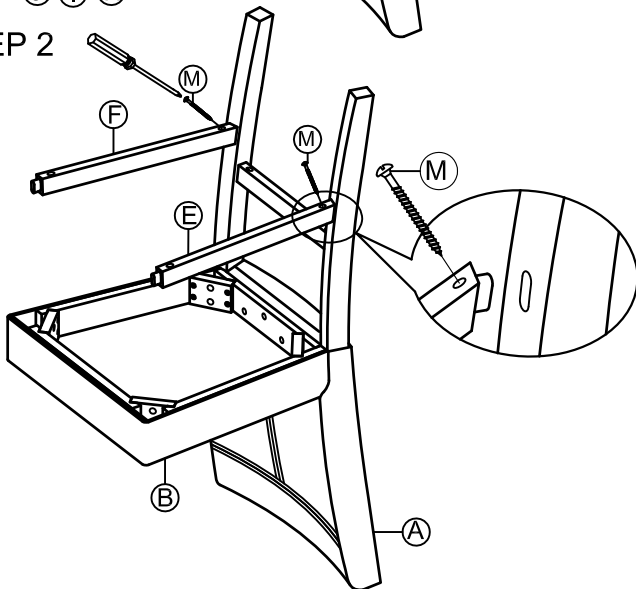
#### PARTS LIST FOR 2 CHAIRS :

NO.	DESCRIPTION	SKETCH	QTY
A	Chair Back Frame		2 pcs
B	Seat Frame		2 pcs
C	Left Front Leg		2 pcs
D	Right Front Leg		2 pcs
E	Left Side Stretcher		2 pcs
F	Right Side Stretcher		2 pcs
G	Front Stretcher		2 pcs


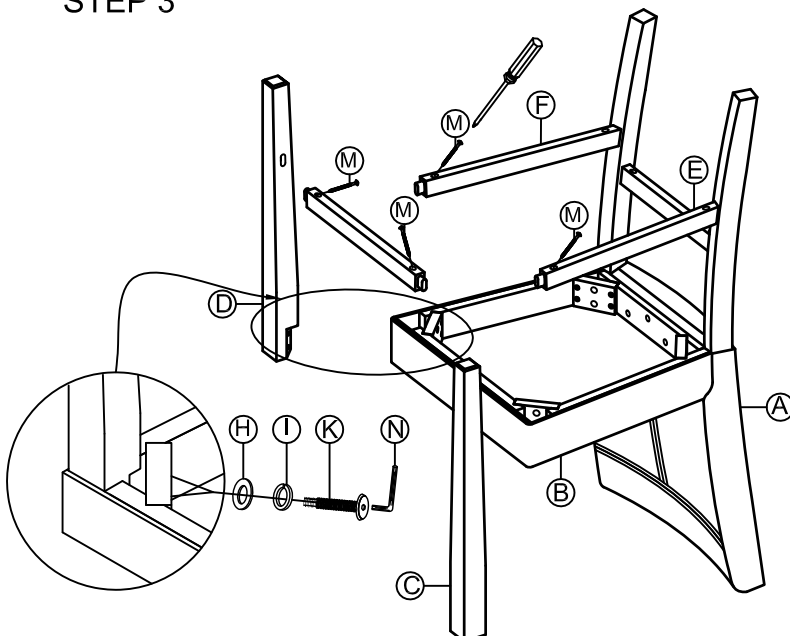
#### HARDWARE LIST FOR 2 CHAIRS :

NO.	DESCRIPTION	SIZE	SKETCH	QTY
H	Flat Washer	$\phi 5/16"$ x $\phi 19$ mm		22 pcs
I	Spring Washer	$\phi 5/16"$ x $\phi 13$ mm		22 pcs
J	Short Bolt	$\phi 1/4"$ x 38mm		6 pcs
K	Middle Bolt	$\phi 1/4"$ x 57mm		8 pcs
L	Long Bolt	$\phi 1/4"$ x 85mm		8 pcs
M	Screw	$\phi 8$ mm x $\phi 4$ mm x 50mm		12 pcs
N	Allen key	58mm x 23mm x 4mm		1 pc

### STEP 2



### STEP 3



MADE IN VIETNAM

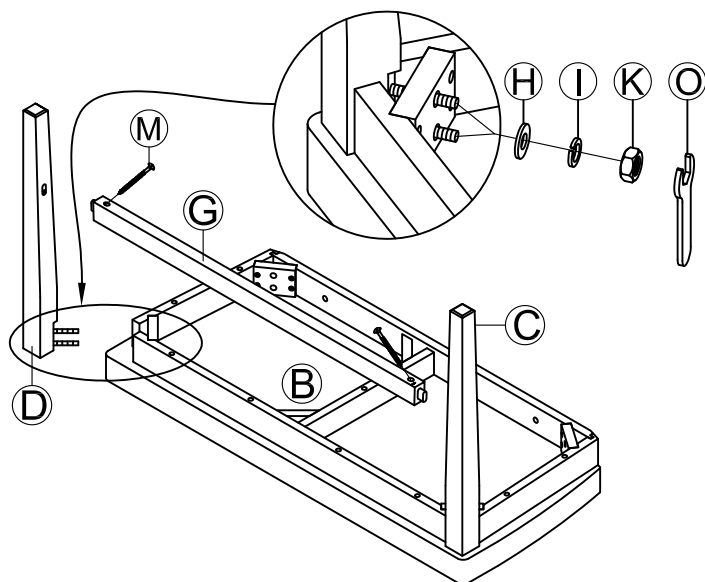
# ASSEMBLY INSTRUCTIONS

ITEM NO: KA-BS-669LB-RAI-K24

24" LADDER BACK BENCH W/PU

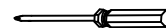
Thank you for purchasing this quality product. Be sure to check all packing material carefully for small parts that may have come loose inside the carton during shipment.  
Please keep all hardware out of reach of small children

## STEP 1



### TOOL NOT INCLUDE IN HARDWARE

Phillips Screwdriver




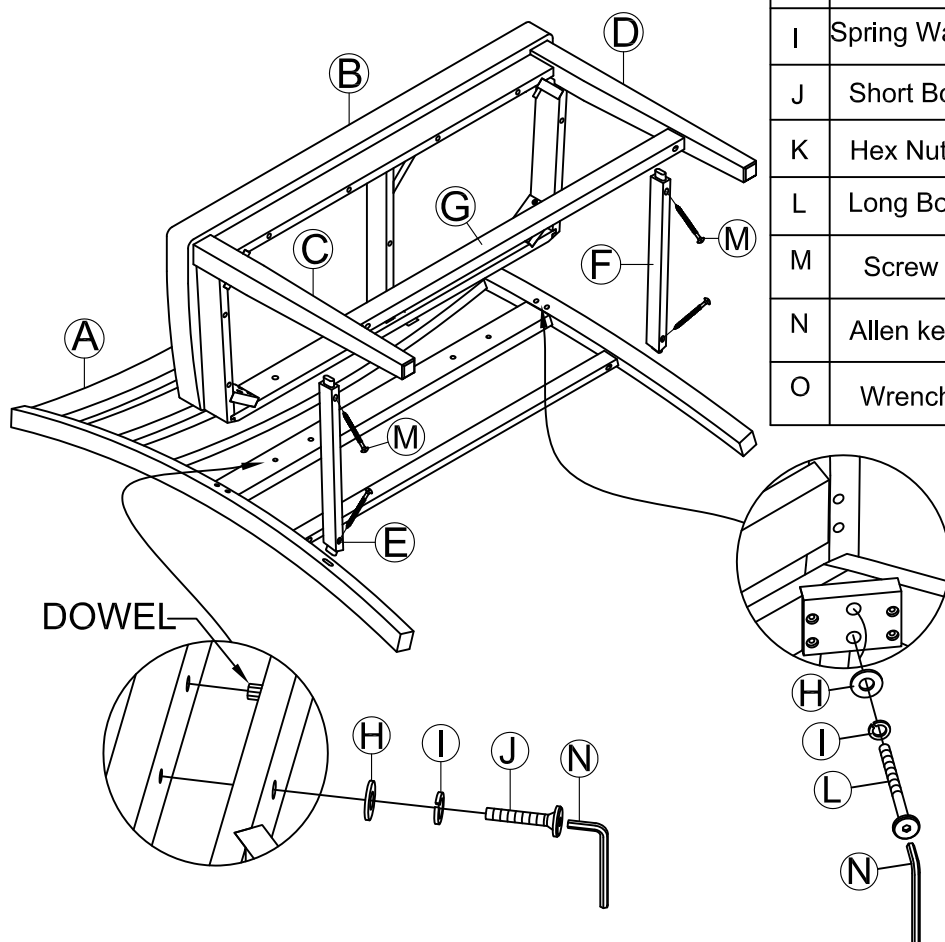
### PARTS LIST:

NO.	DESCRIPTION	SKETCH	QTY
A	Chair Back Frame		1 pc
B	Seat Frame		1 pc
C	Left Front Leg		1 pc
D	Right Front Leg		1 pc
E	Left Side Stretcher		1 pc
F	Right Side Stretcher		1 pc
G	Front Stretcher		1 pc

### HARDWARE LIST :

NO.	DESCRIPTION	SIZE	SKETCH	QTY
H	Flat Washer	$\phi 5/16$ "x $\phi 19$ mm		10 pcs
I	Spring Washer	$\phi 5/16$ "x $\phi 12$ mm		10 pcs
J	Short Bolt	$\phi 1/4$ "x38mm		2 pcs
K	Hex Nut	$\phi 5/16$ "x12mm		4 pcs
L	Long Bolt	$\phi 1/4$ "x85mm		4 pcs
M	Screw	$\phi 8$ mmx $\phi 4$ mmx45mm		6 pcs
N	Allen key	58mmx23mmx4mm		1 pc
O	Wrench	12mmx75mm		1 pc

## STEP 2



MADE IN VIETNAM

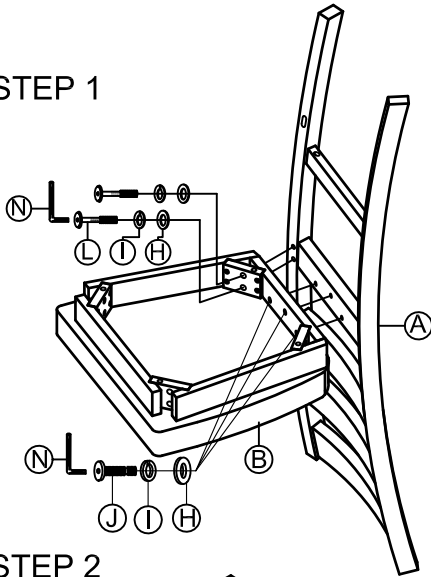
# ASSEMBLY INSTRUCTIONS

ITEM NO: KA-BS-669L-RAI-K24

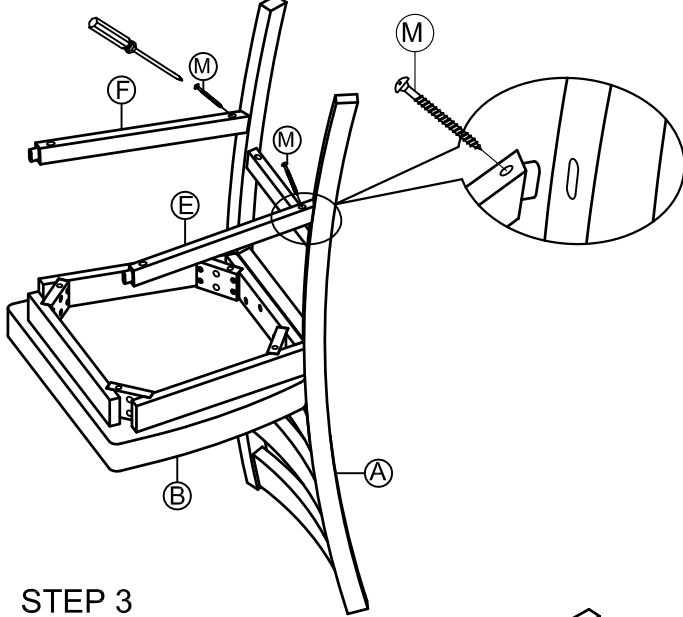
## LADDER BACK BARSTOOL

Thank you for purchasing this quality product. Be sure to check all packing material carefully for small parts that may have come loose inside the carton during shipment.  
Please keep all hardware out of reach of small children

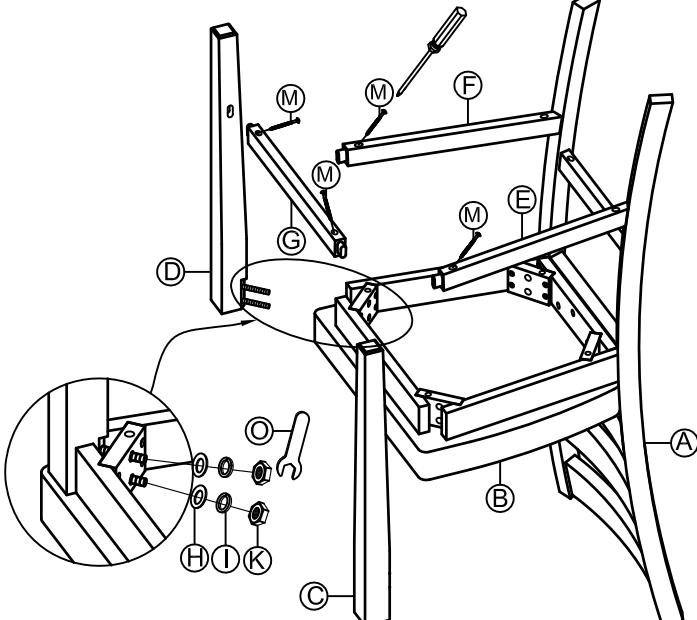
### STEP 1



### STEP 2



### STEP 3



#### TOOLS NOT REQUIRED

Phillips Screwdriver




#### PARTS LIST FOR 2 CHAIRS:

NO.	DESCRIPTION	SKETCH	QTY
A	Chair Back Frame		2 pcs
B	Seat Frame		2 pcs
C	Left Front Leg		2 pcs
D	Right Front Leg		2 pcs
E	Left Side Stretcher		2 pcs
F	Right Side Stretcher		2 pcs
G	Front Stretcher		2 pcs

#### HARDWARE LIST FOR 2 CHAIRS :

NO.	DESCRIPTION	SIZE	SKETCH	QTY
H	Flat Washer	$\phi 5/16"$ x $\phi 19$ mm		22 pcs
I	Spring Washer	$\phi 5/16"$ x $\phi 13$ mm		22 pcs
J	Short Bolt	$\phi 1/4"$ x 38mm		6 pcs
K	Hex Nut	$\phi 5/16"$ x 12mm		8 pcs
L	Long Bolt	$\phi 1/4"$ x 85mm		8 pcs
M	Screw	$\phi 8$ mm x $\phi 4$ mm x 50mm		12 pcs
N	Allen key	58mm x 23mm x 4mm		1 pc
O	Wrench	12mm x 75mm		1 pc



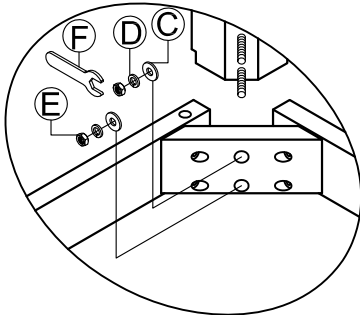
MADE IN VIETNAM

# ASSEMBLY INSTRUCTIONS

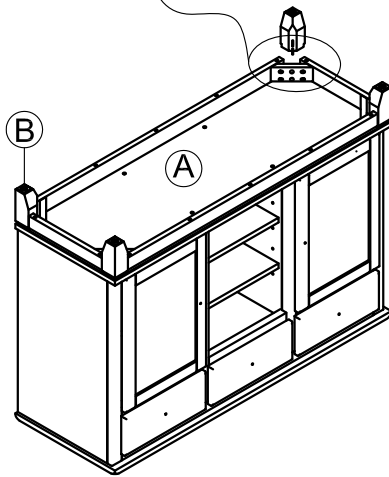
ITEM NO : KA-CA-5436P-RAI-C

## WINE SERVER

Thank you for purchasing this quality product. Be sure to check all packing material carefully for small parts that may have come loose inside the carton during shipment. Please keep all hardware out of reach of small children



STEP 1



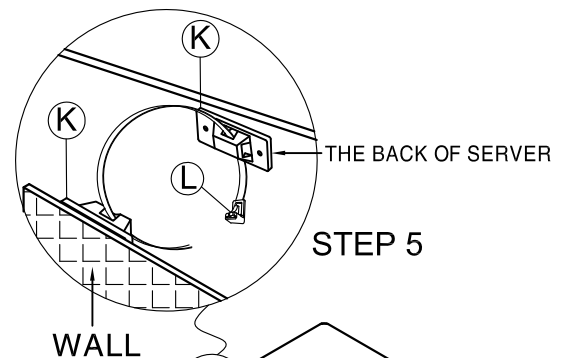
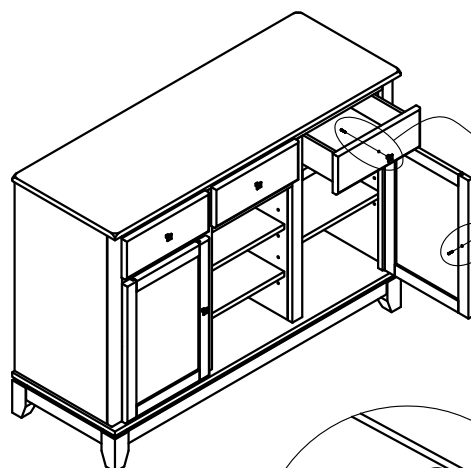
### PARTS LIST :

NO.	DESCRIPTION	SKETCH	QTY
A	Side Board		1 pc
B	Leg		4 pcs

### HARDWARE LIST :

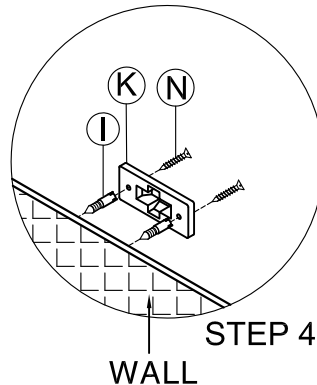
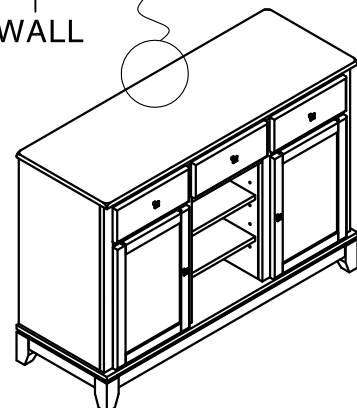
NO.	DESCRIPTION	SIZE	SKETCH	QTY
C	Flat Washer	$\phi 5/16$ "x $\phi 19$ mm		8 pcs
D	Spring Washer	$\phi 5/16$ "x $\phi 13$ mm		8 pcs
E	Hex- Nut	$\phi 5/16$ "x12		8 pcs
F	Wrench	12mmx75mm		1 pc
N	Screw	$\phi 7$ mmx $\phi 3.5$ mmx25mm		2 pcs
M	Screw	$\phi 7$ mmx $\phi 3.5$ mmx16mm		2 pcs
I	Wall Mounts	$\phi 9$ mmx27mm		2 pcs
K	Mounting Plates	47mmx22mmx9mm		2 pcs
L	Secure Band	310mmx12mmx8mm		1 pc

STEP 2



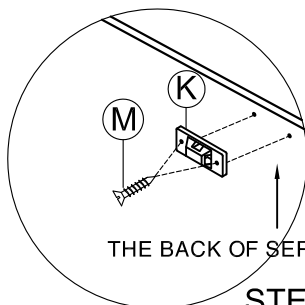
STEP 5

WALL



STEP 4

WALL



STEP 3

THE BACK OF SERVER

TO INSTALL THE SAFETY WALL STRAP

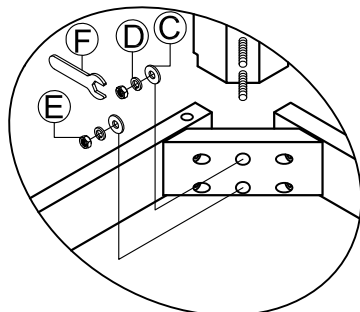
MADE IN VIETNAM

# ASSEMBLY INSTRUCTIONS

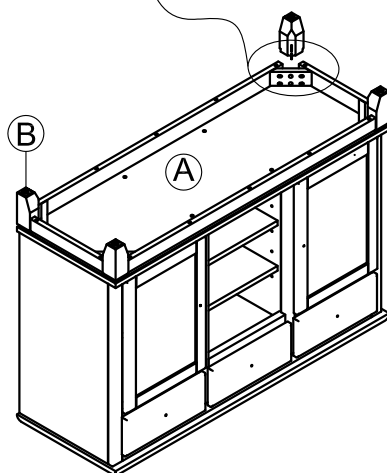
ITEM NO : KA-CA-5436P-RAI-C

## WINE SERVER

Thank you for purchasing this quality product. Be sure to check all packing material carefully for small parts that may have come loose inside the carton during shipment. Please keep all hardware out of reach of small children



STEP 1



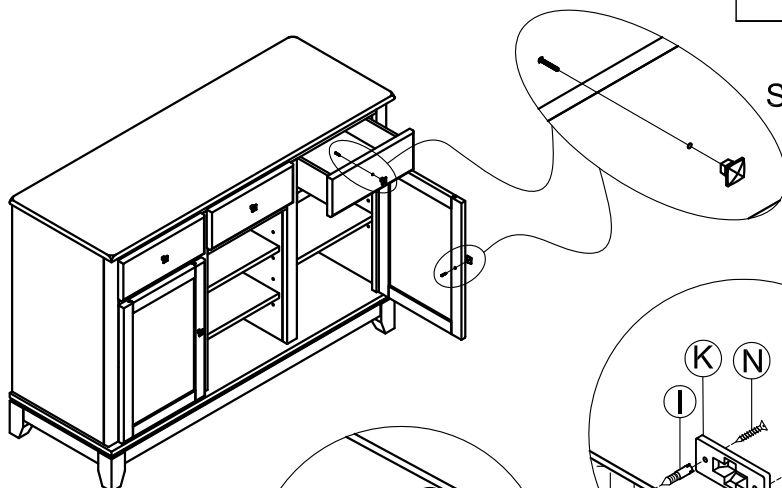
### PARTS LIST :

NO.	DESCRIPTION	SKETCH	QTY
A	Side Board		1 pc
B	Leg		4 pcs

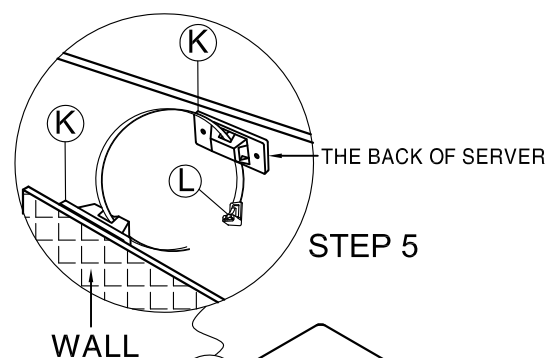
### HARDWARE LIST :

NO.	DESCRIPTION	SIZE	SKETCH	QTY
C	Flat Washer	$\phi 5/16$ "x $\phi 19$ mm		8 pcs
D	Spring Washer	$\phi 5/16$ "x $\phi 13$ mm		8 pcs
E	Hex- Nut	$\phi 5/16$ "x12		8 pcs
F	Wrench	12mmx75mm		1 pc
N	Screw	$\phi 7$ mmx $\phi 3.5$ mmx25mm		2 pcs
M	Screw	$\phi 7$ mmx $\phi 3.5$ mmx16mm		2 pcs
I	Wall Mounts	$\phi 9$ mmx27mm		2 pcs
K	Mounting Plates	47mmx22mmx9mm		2 pcs
L	Secure Band	310mmx12mmx8mm		1 pc

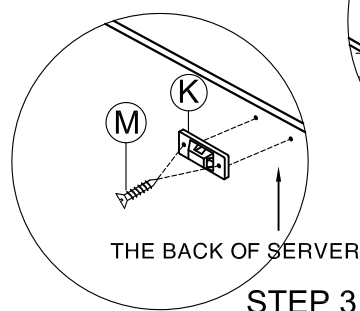
STEP 2



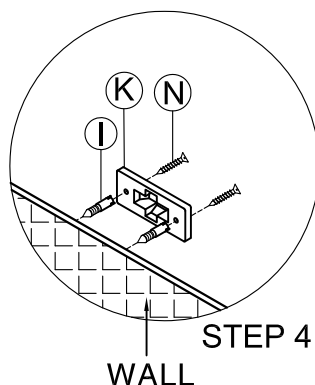
STEP 2



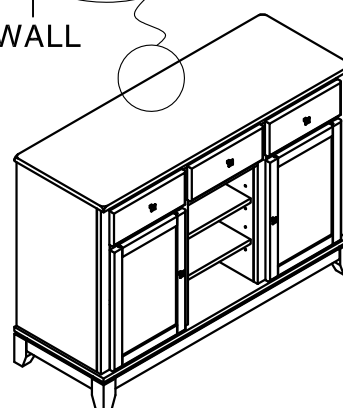
STEP 5



STEP 3



STEP 4



TO INSTALL THE SAFETY WALL STRAP

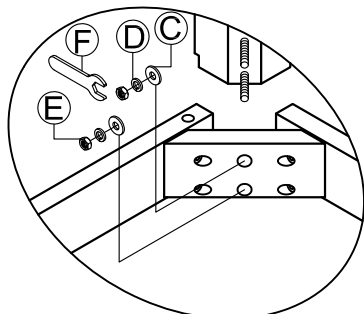
MADE IN VIETNAM

# ASSEMBLY INSTRUCTIONS

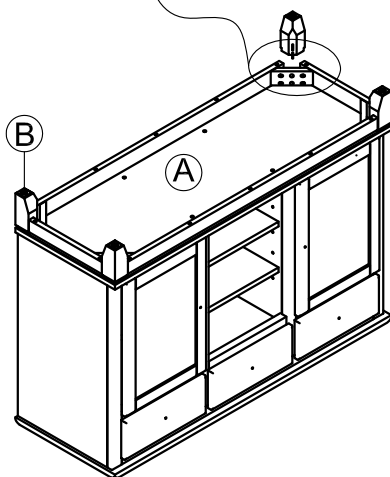
ITEM NO : KA-CA-5436-RAI-C

## 54 WINE SERVER

Thank you for purchasing this quality product. Be sure to check all packing material carefully for small parts that may have come loose inside the carton during shipment. Please keep all hardware out of reach of small children



STEP 1

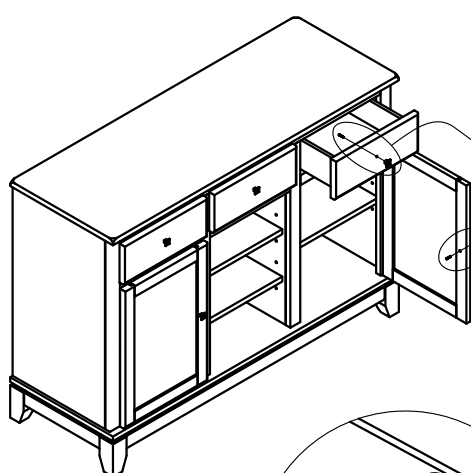


### PARTS LIST :

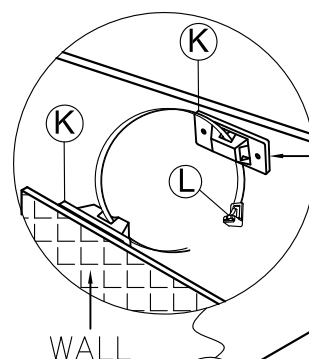
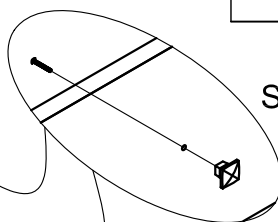
NO.	DESCRIPTION	SKETCH	QTY
A	Side Board		1 pc
B	Leg		4 pcs

### HARDWARE LIST :

NO.	DESCRIPTION	SIZE	SKETCH	QTY
C	Flat Washer	$\phi 5/16$ "x $\phi 19$ mm		8 pcs
D	Spring Washer	$\phi 5/16$ "x $\phi 13$ mm		8 pcs
E	Hex- Nut	$\phi 5/16$ "x12		8 pcs
F	Wrench	12mmx75mm		1 pc
N	Screw	$\phi 7$ mmx $\phi 3.5$ mmx25mm		2 pcs
M	Screw	$\phi 7$ mmx $\phi 3.5$ mmx16mm		2 pcs
I	Wall Mounts	310mmx12mmx8mm		2 pcs
K	Mounting Plates	47mmx22mmx9mm		2 pcs
L	Secure Band	$\phi 9$ mmx27mm		1 pc

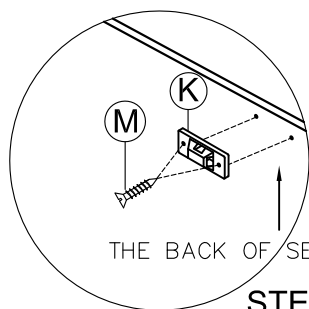
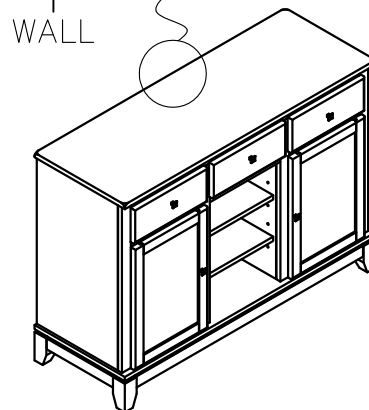


STEP 2



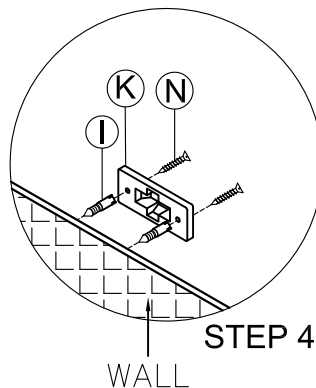
THE BACK OF SERVER

STEP 5



THE BACK OF SERVER

STEP 3



WALL

STEP 4

TO INSTALL THE SAFTY WALL STRAP

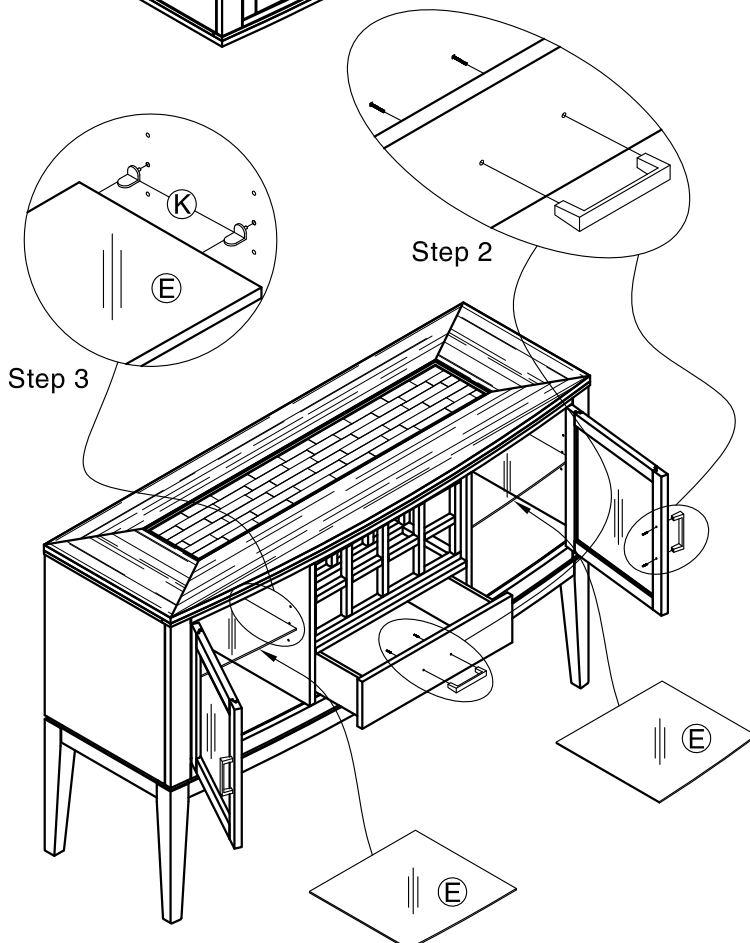
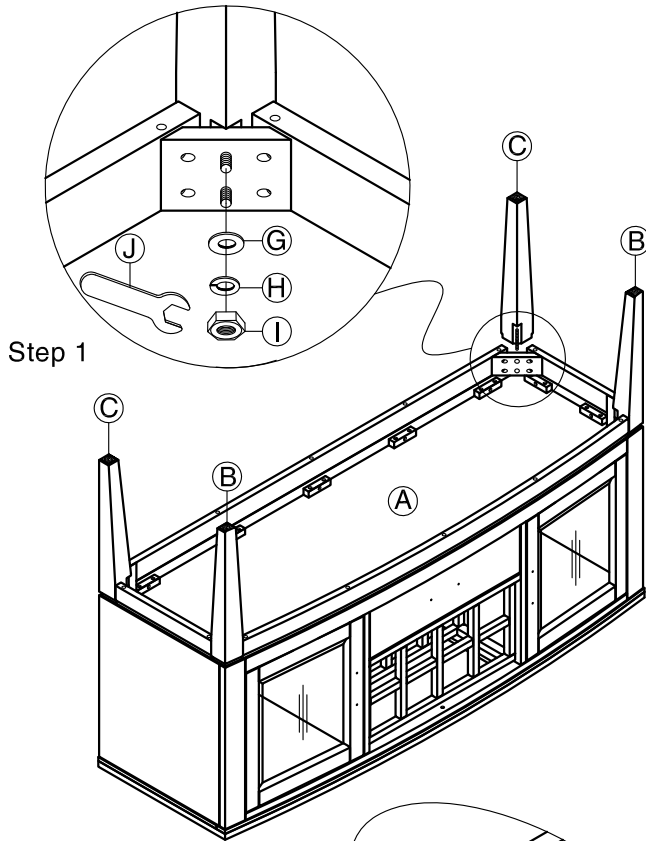
MADE IN VIETNAM

# ASSEMBLY INSTRUCTIONS

ITEM NO : KA-CA-6038-CHA-C

60" SERVER W/WINE RACK

Thank you for purchasing this quality product. Be sure to check all packing material carefully for small parts that may have come loose inside the carton during shipment. Please keep all hardware out of reach of small children



## PARTS LIST :

NO.	DESCRIPTION	SKETCH	QTY
A	Server		1 pc
B	Leg (left - right)		2 pcs
C	Leg		2 pcs
D	Temper Glass		1 pc
E	Temper Glass		2 pcs
F	Shelve		1 pc

## HARDWARE LIST :

NO.	DESCRIPTION	SIZE	SKETCH	QTY
G	Flat Washer	$\phi 5/16"$ x $\phi 19$ mm		8 pcs
H	Spring Washer	$\phi 5/16"$ x $\phi 12$ mm		8 pcs
I	Hex- Nut	$\phi 5/16"$ x 12		8 pcs
J	Wrench	12mmx75mm		1 pc
K	Shelf Supporter	27mmx12mmx15mm		12 pcs
L	Long Bolt	$\phi 1/4"$ x 50mm		1 pc
M	Cross Nut Ecrou	$\phi 1/4"$ x $\phi 9$ x 7mm		1 pc
N	Plastic Bumper	$\phi 8$ x 1mm		6 pcs
O	Screw	$\phi 7$ mm x $\phi 3.5$ mm x 25mm		2 pcs
P	Screw	$\phi 7$ mm x $\phi 3.5$ mm x 16mm		2 pcs
Q	Wall Mounts	$\phi 9$ mm x 27mm		2 pcs
R	Mounting Plates	47mmx22mmx9mm		2 pcs
S	Secure Band	310mmx12mmx8mm		1 pc

MADE IN VIETNAM

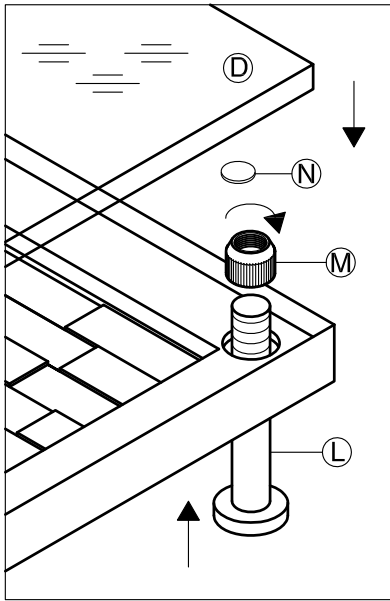


# ASSEMBLY INSTRUCTIONS

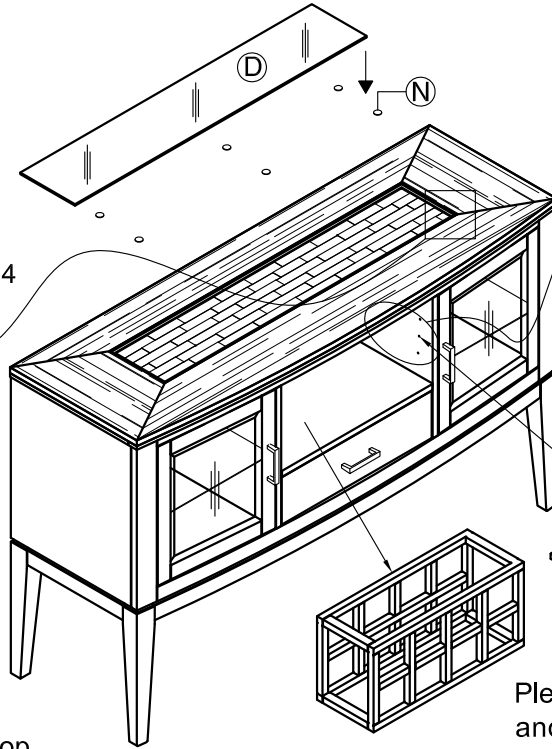
ITEM NO : KA-CA-6038-CHA-C

60" SERVER W/WINE RACK

Thank you for purchasing this quality product. Be sure to check all packing material carefully for small parts that may have come loose inside the carton during shipment. Please keep all hardware out of reach of small children



Step 4

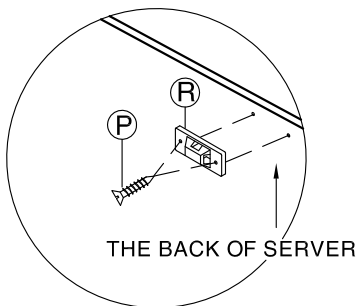


Please take note that the wine rack and shelf can be replaced to use instead of assembling together.

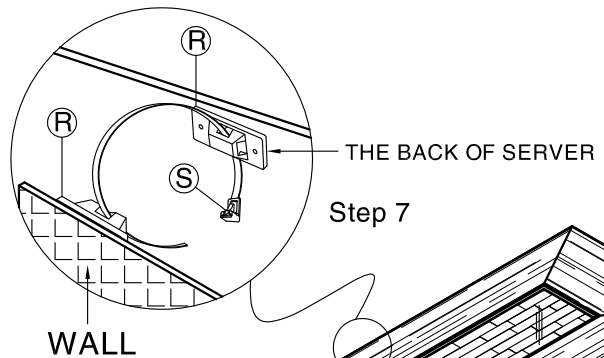
1. Insert bolt from internal behind door to top.
2. Push up insert bolt and assembly hardware cap (M).
3. Glass top can be insert into server now.

Remark:

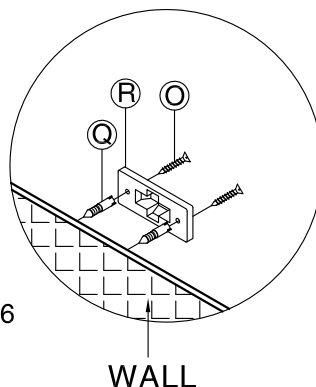
Push up insert bolt to remove glass top when do deep part cleaning.




Step 5



Step 7



Step 6



TO INSTALL THE SAFETY WALL STRAP

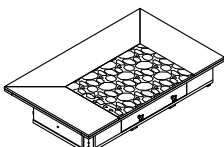
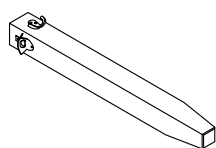
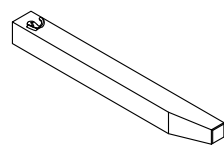
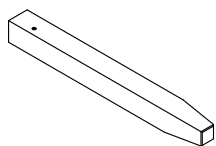
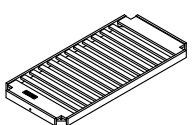
MADE IN VIETNAM

# ASSEMBLY INSTRUCTIONS

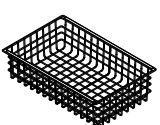
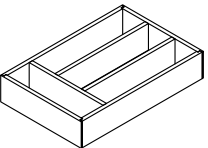
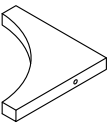
ITEM NO : KA-CA-CI5836-RAI-C

Thank you for purchasing this quality product. Be sure to check all packing material carefully for small parts that may have come loose inside the carton during shipment. Please keep all hardware out of reach of small children

## PARTS LIST :

NO.	DESCRIPTION	SKETCH	QTY
A	Culinary Island		1 pc
B	Leg		1 pc
C	Leg		1 pc
D	Leg Left & Right		2 pcs
E	Bottom Shelf		1 pc

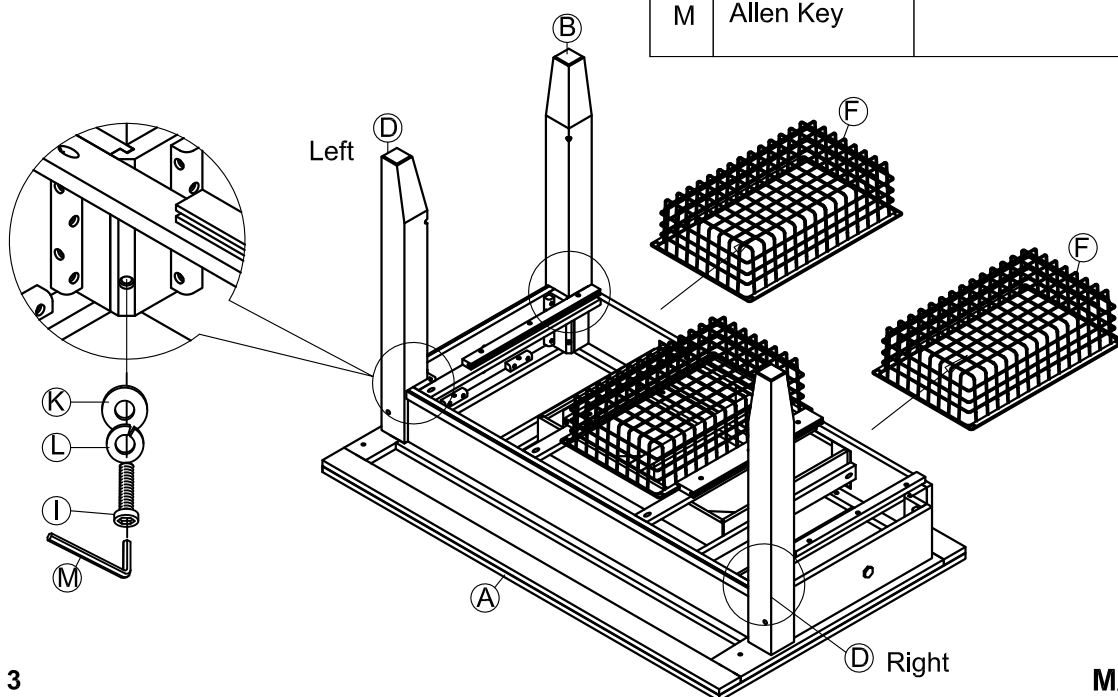
## PARTS LIST :

NO.	DESCRIPTION	SKETCH	QTY
F	Wire Basket		3 pcs
G	Hardware in Drawer		1 pc
H	Piece Wood		2 pcs

## HARDWARE LIST :

NO.	DESCRIPTION	SIZE	SKETCH	QTY
I	Long Bolt	φ1/4"x 55mm		16 pcs
J	Flat Washer	φ5/16"x φ19mm		4 pcs
K	Small Wassher	Ø1/4" x 12 mm		12 pcs
L	Spring Washer	φ5/16"x φ12mm		16 pcs
M	Allen Key			1 pcs

## STEP 1

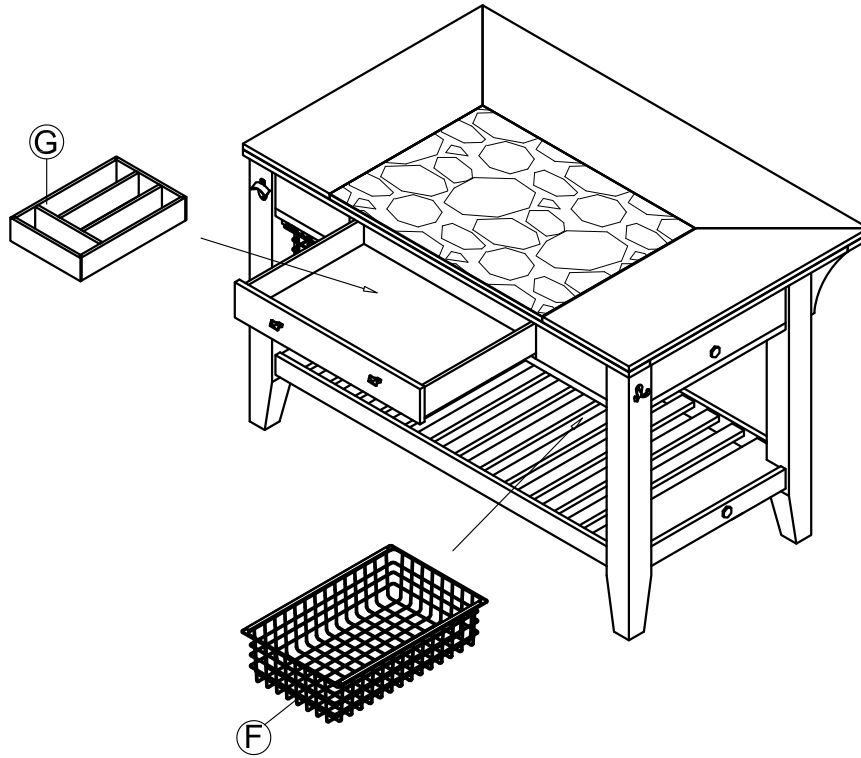




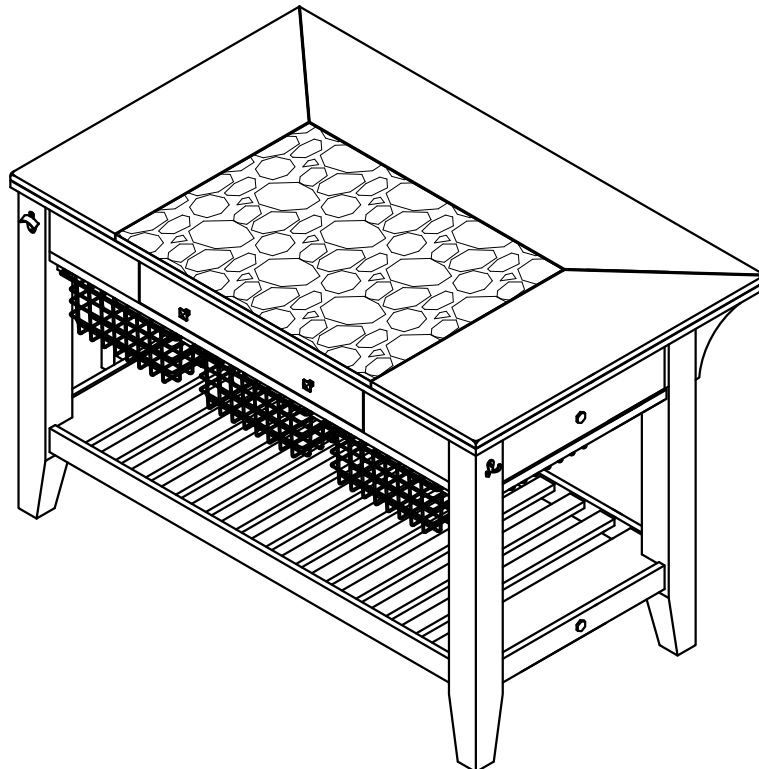
# ASSEMBLY INSTRUCTIONS

ITEM NO : KA-CA-CI5836-RAI-C

## STEP 4



## STEP 5

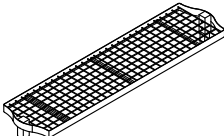
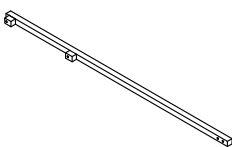
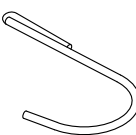


# ASSEMBLY INSTRUCTIONS



ITEM NO : KA-CA-RACK -RAI-C

Thank you for purchasing this quality product. Be sure to check all packing material carefully for small parts that may have come loose inside the carton during shipment. Please keep all hardware out of reach of small children

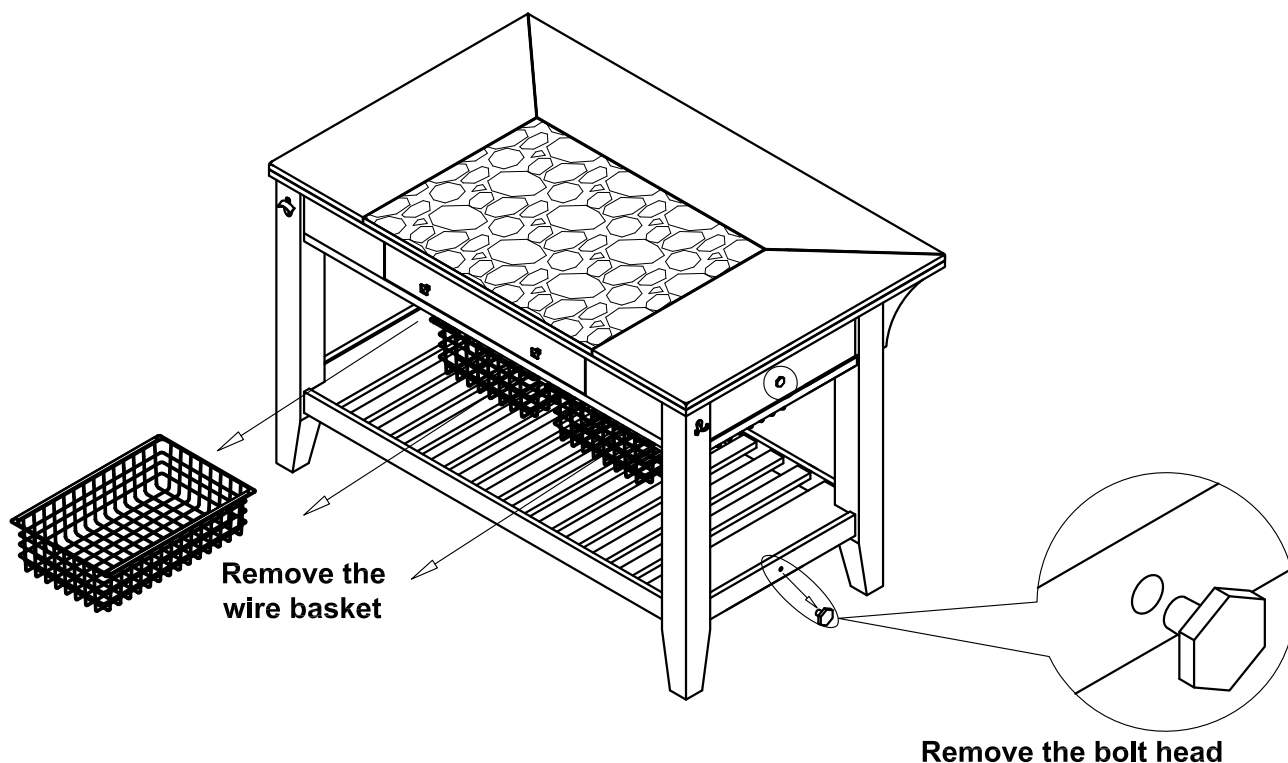
## PARTS LIST :

NO.	DESCRIPTION	SKETCH	QTY
A	Pot Rack		1 pc
B	Metal Square Tube		2 pcs
C	Pan Hook		10 pcs

## HARDWARE LIST :

NO.	DESCRIPTION	SIZE	SKETCH	QTY
D	Long Bolt	φ5/16"x 75mm		4 pcs
E	Short Bolt	φ5/16"x 25mm		4 pcs
F	Flat Washer	φ5/16"x φ19mm		8 pcs
G	Spring Washer	φ5/16"x φ12mm		8 pcs
H	Allen Key			1 pcs

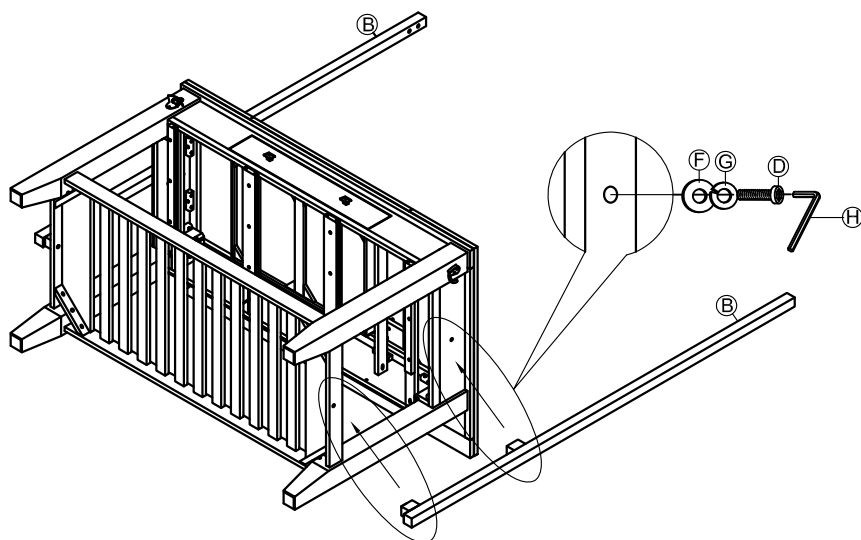
## STEP 1



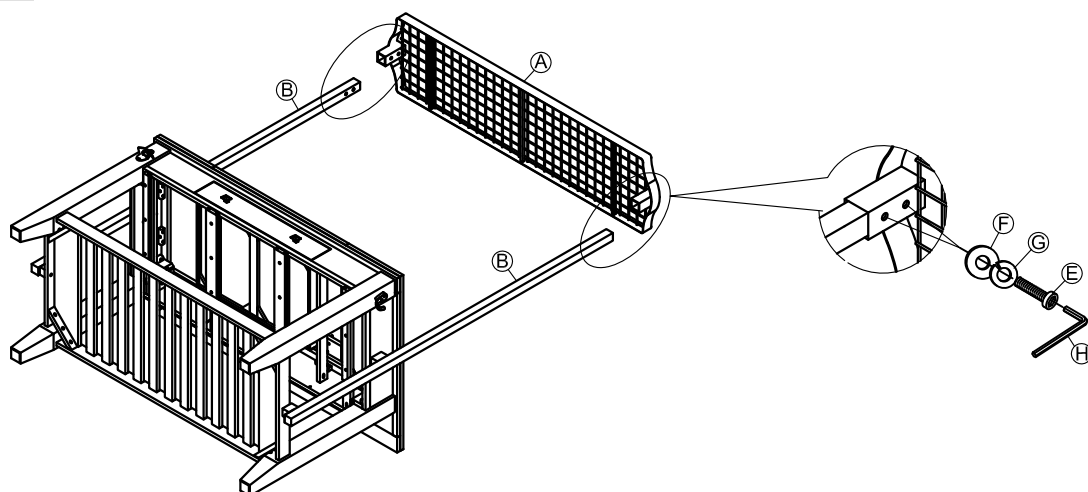
# ASSEMBLY INSTRUCTIONS

ITEM NO : KA-CA-RACK -RAI-C

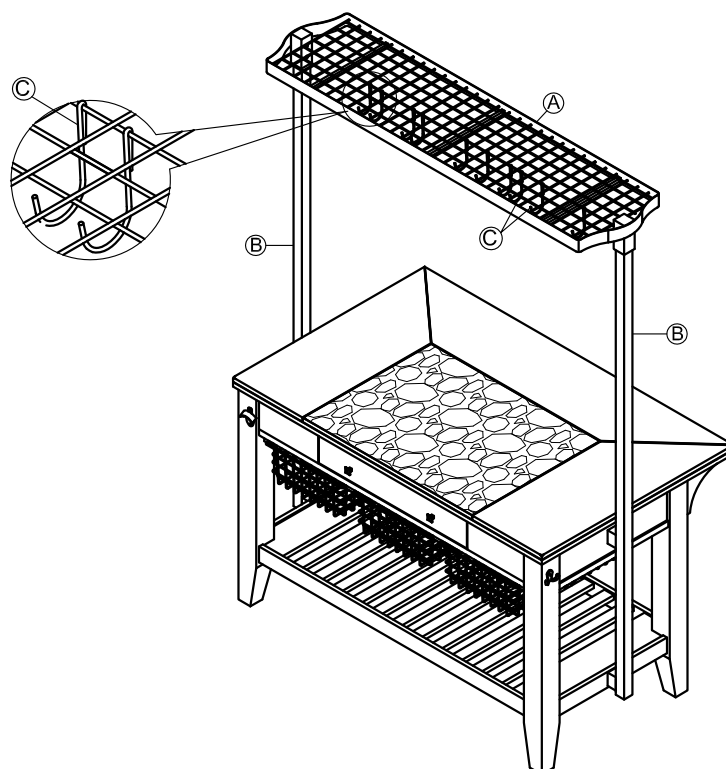
## STEP 2



## STEP 3



## STEP 4



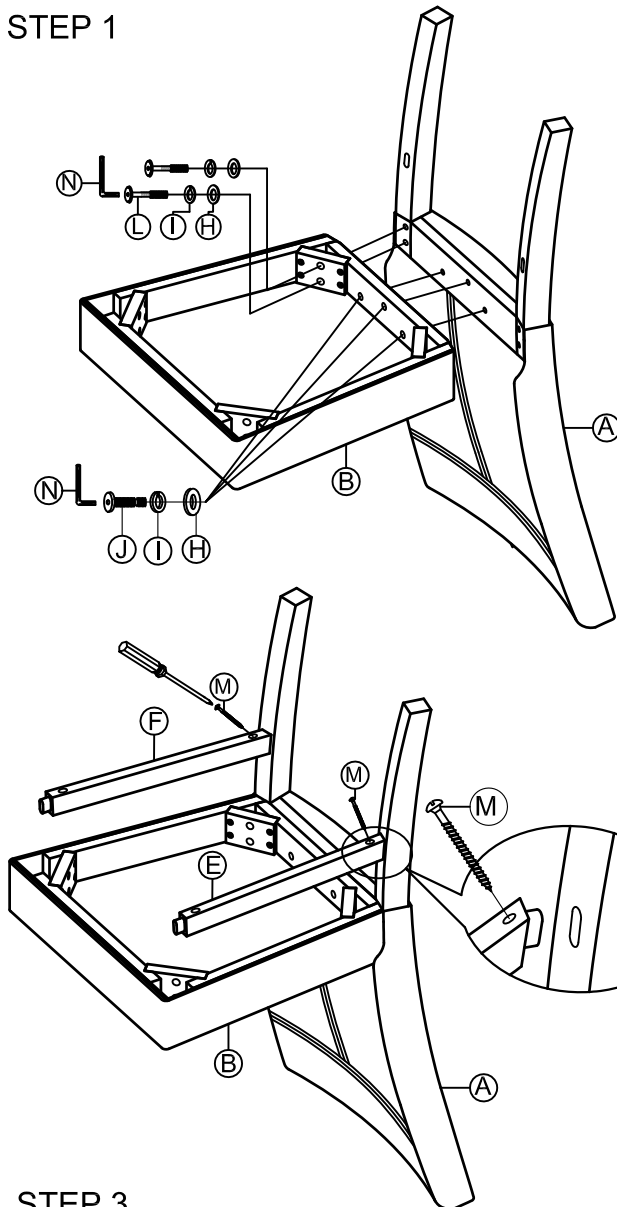
# ASSEMBLY INSTRUCTIONS

ITEM NO: KA-CH-280L-RAI-RTA

## PARSON'S SIDE CHAIR

Thank you for purchasing this quality product. Be sure to check all packing material carefully for small parts that may have come loose inside the carton during shipment.

### STEP 1



### TOOLS NOT REQUIRED

Phillips Screwdriver




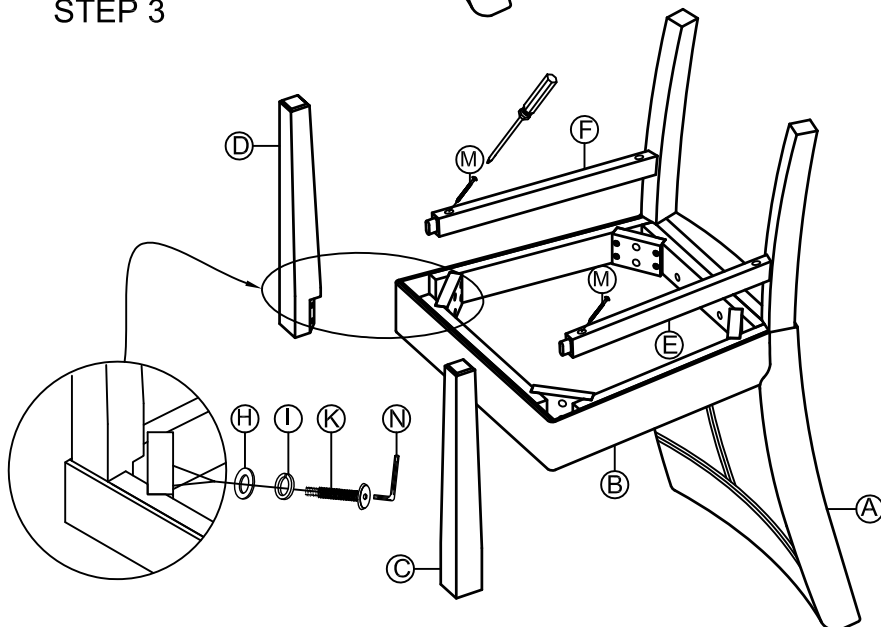
### PARTS LIST FOR 2 CHAIRS :

NO.	DESCRIPTION	SKETCH	QTY
A	Chair Back Frame		2 pcs
B	Seat Frame		2 pcs
C	Left Front Leg		2 pcs
D	Right Front Leg		2 pcs
E	Left Side Stretcher		2 pcs
F	Right Side Stretcher		2 pcs

### HARDWARE LIST FOR 2 CHAIRS :

NO.	DESCRIPTION	SIZE	SKETCH	QTY
H	Flat Washer	$\phi 5/16"$ x $\phi 19$ mm		22 pcs
I	Spring Washer	$\phi 5/16"$ x $\phi 13$ mm		22 pcs
J	Short Bolt	$\phi 1/4"$ x 38mm		6 pcs
K	Middle Bolt	$\phi 1/4"$ x 57mm		8 pcs
L	Long Bolt	$\phi 1/4"$ x 85mm		8 pcs
M	Screw	$\phi 8$ mm x $\phi 4$ mm x 50mm		8 pcs
N	Allen key	58mm x 23mm x 4mm		1 pc

### STEP 3



MADE IN VIETNAM

# ASSEMBLY INSTRUCTIONS

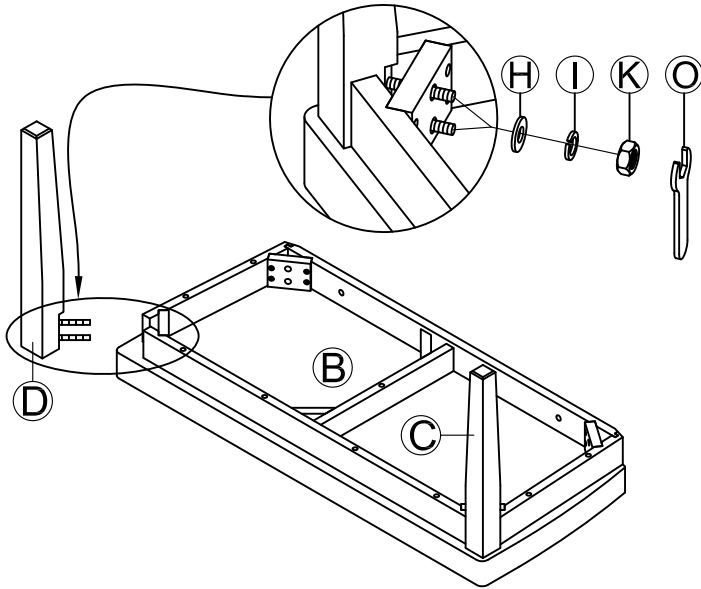
ITEM NO: KA-CH-669LB-RAI-RTA

## LADDER BACK DINING BENCH

Thank you for purchasing this quality product. Be sure to check all packing material carefully for small parts that may have come loose inside the carton during shipment.


Please keep all hardware out of reach of small children

### STEP 1



#### TOOL NOT INCLUDE IN HARDWARE

Phillips Screwdriver




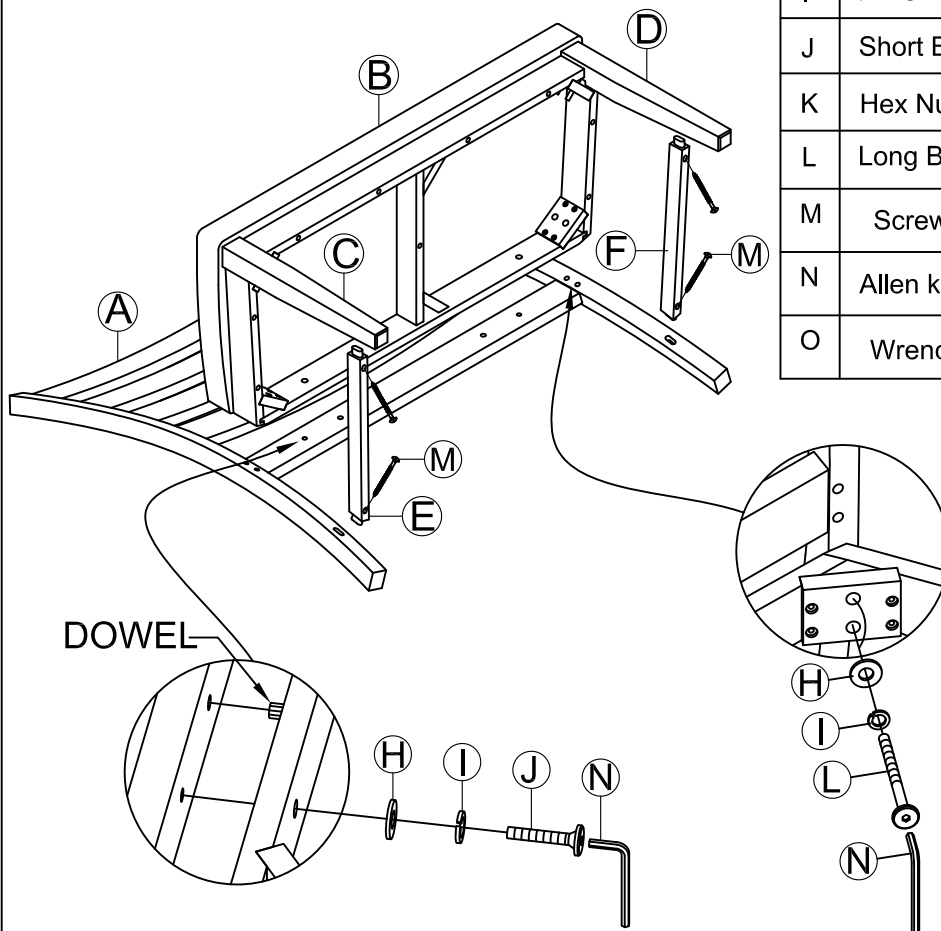
#### PARTS LIST:

NO.	DESCRIPTION	SKETCH	QTY
A	Chair Back Frame		1 pc
B	Seat Frame		1 pc
C	Left Front Leg		1 pc
D	Right Front Leg		1 pc
E	Left Side Stretcher		1 pc
F	Right Side Stretcher		1 pc

#### HARDWARE LIST :

NO.	DESCRIPTION	SIZE	SKETCH	QTY
H	Flat Washer	$\phi 5/16"$ x $\phi 19$ mm		10 pcs
I	Spring Washer	$\phi 5/16"$ x $\phi 12$ mm		10 pcs
J	Short Bolt	$\phi 1/4"$ x 38mm		2 pcs
K	Hex Nut	$\phi 5/16"$ x 12mm		4 pcs
L	Long Bolt	$\phi 1/4"$ x 85mm		4 pcs
M	Screw	$\phi 8$ mm x $\phi 4$ mm x 45mm		4 pcs
N	Allen key	58mm x 23mm x 4mm		1 pc
O	Wrench	12mm x 75mm		1 pc

### STEP 2



MADE IN VIETNAM



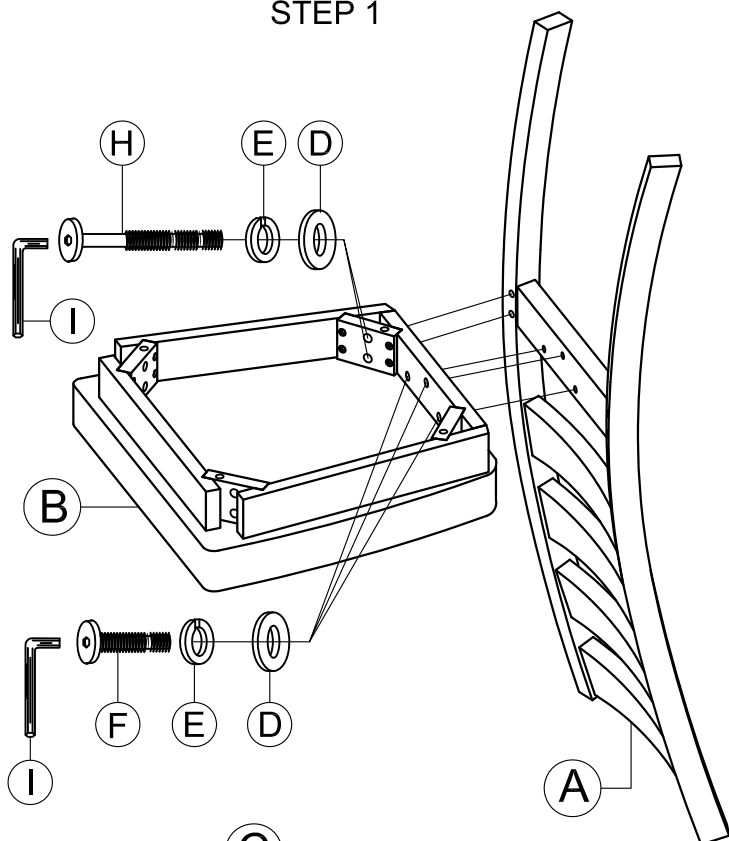
# ASSEMBLY INSTRUCTIONS

ITEM NO: KA-CH-669L-RAI-RTA

## LADDER BACK SIDE CHAIR

Thank you for purchasing this quality product. Be sure to check all packing material carefully for small parts that may have come loose inside the carton during shipment. Please keep all hardware out of reach of small children

### STEP 1




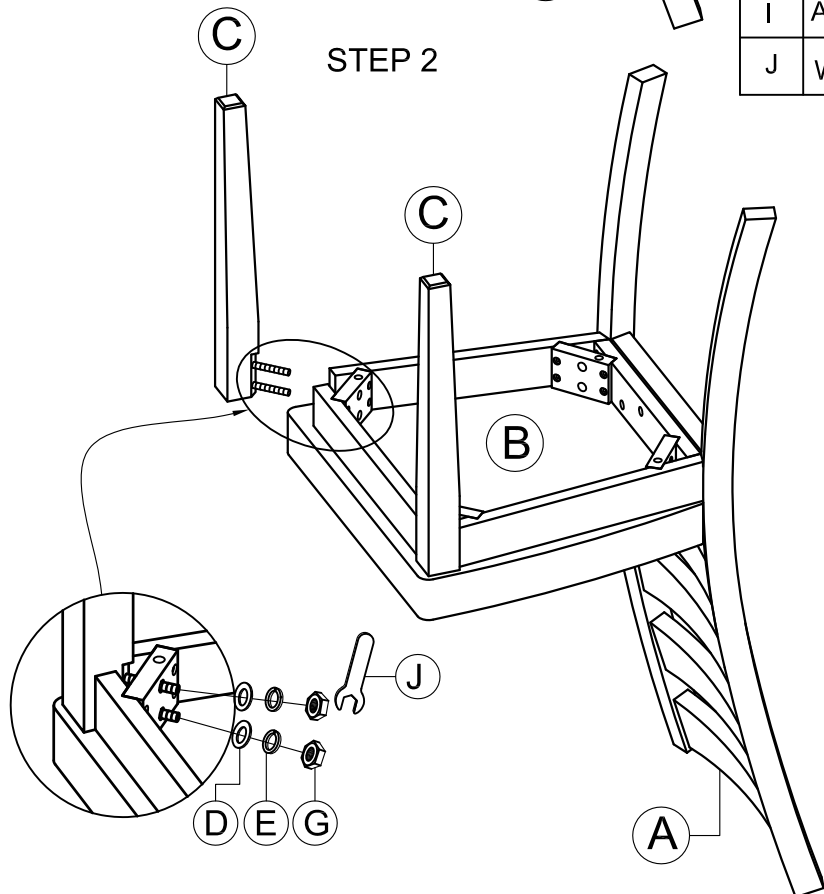
### PARTS LIST FOR 2 CHAIRS :

NO.	DESCRIPTION	SKETCH	QTY
A	Chair Back Frame		2 pcs
B	Seat Frame		2 pcs
C	Front Leg		4 pcs

### HARDWARE LIST FOR 2 CHAIRS :

NO.	DESCRIPTION	SIZE	SKETCH	QTY
D	Flat Washer	$\phi 5/16$ "x $\phi 19$ mm		22 pcs
E	Spring Washer	$\phi 5/16$ "x $\phi 13$ mm		22 pcs
F	Short Bolt	$\phi 1/4$ "x38mm		6 pcs
G	Hex- Nut	$\phi 5/16$ "x12		8 pcs
H	Long Bolt	$\phi 1/4$ "x85mm		8 pcs
I	Allen Key	58mmx23mmx4mm		1 pc
J	Wrench	12mmx75mm		1 pc

### STEP 2



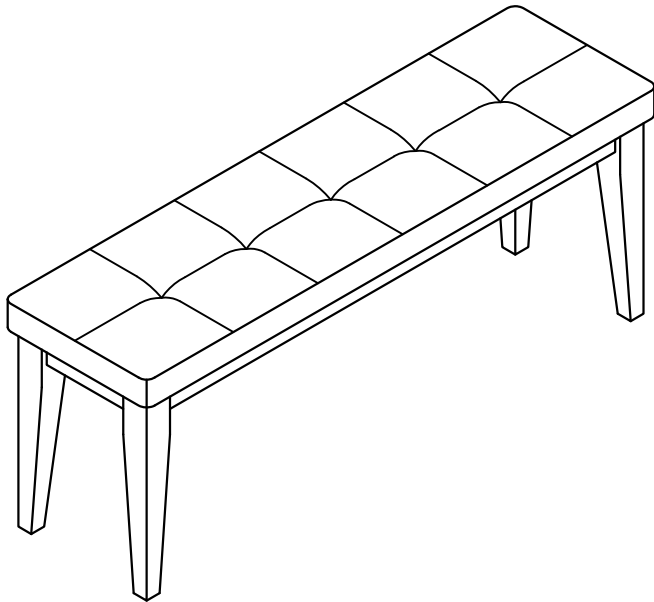
MADE IN VIETNAM

# ASSEMBLY INSTRUCTIONS

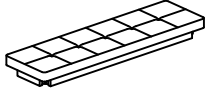

ITEM NO: KA-CH-1650B-RAI-RTA

## BENCH WITH CUSHION





Thank you for purchasing this quality product. Be sure to check all packing material carefully for small parts that may have come loose inside the carton during shipment. Please keep all hardware out of reach of small children

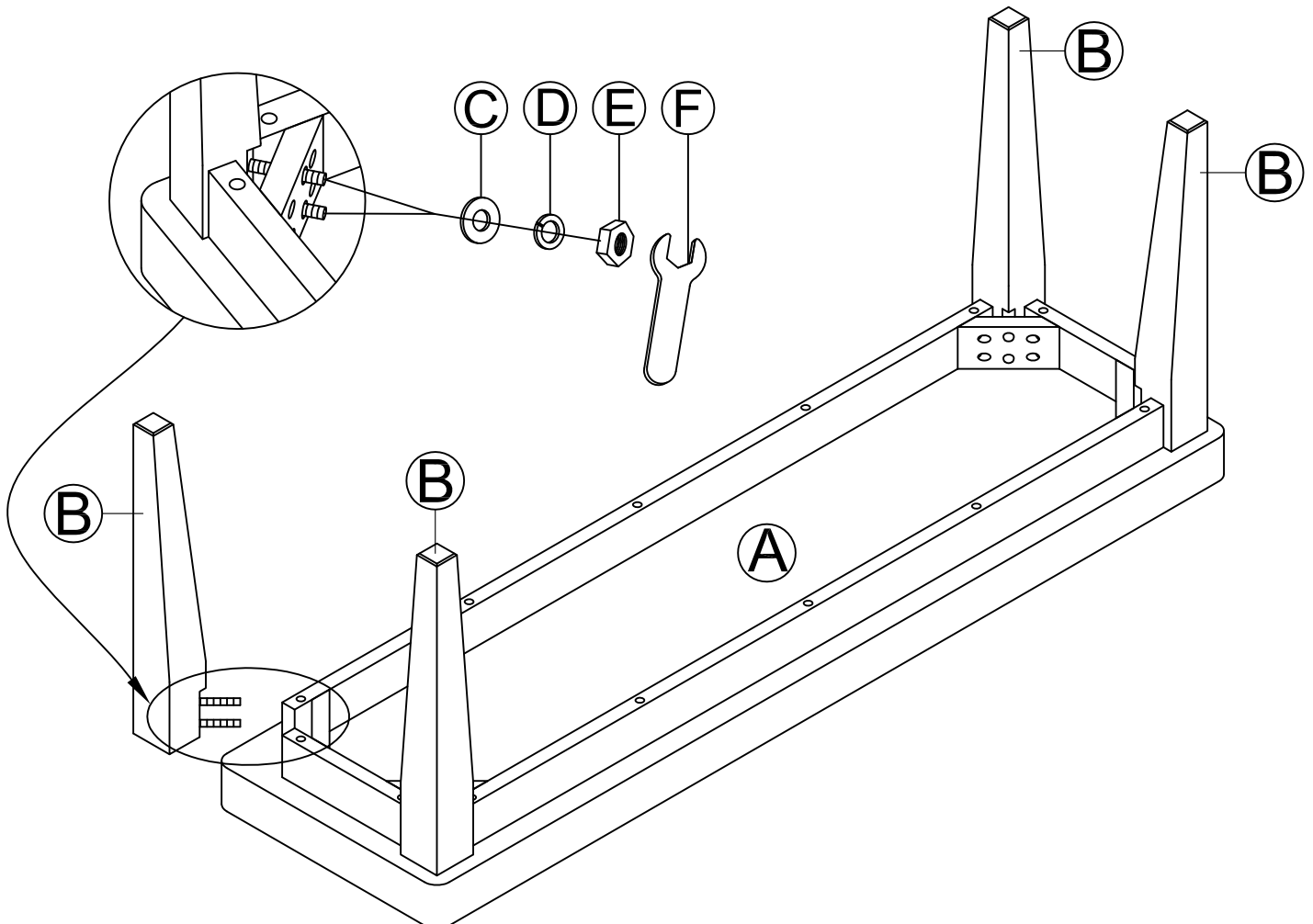


### PARTS LIST:

NO.	DESCRIPTION	SKETCH	QTY
A	Seat Frame		1 pc
B	Chair Leg		4 pcs

### HARDWARE LIST:

NO.	DESCRIPTION	SIZE	SKETCH	QTY
C	Flat Washer	$\phi 5/16$ "x $\phi 19$ mm		8 pcs
D	Spring Washer	$\phi 5/16$ "x $\phi 13$ mm		8 pcs
E	Hex- Nut	$\phi 5/16$ "x12		8 pcs
F	Wrench	12mmx75mm		1 pc



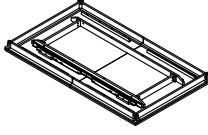
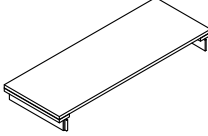
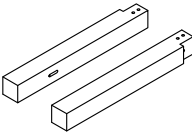
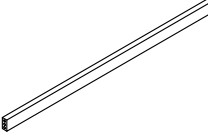
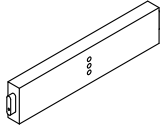

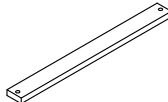
MADE IN VIETNAM

# ASSEMBLY INSTRUCTIONS








ITEM NO : KA- TA- 4090G- RAI- C

Thank you for purchasing this quality product. Be sure to check all packing material carefully for small parts that may have come loose inside the carton during shipment. Please keep all hardware out of reach of small children

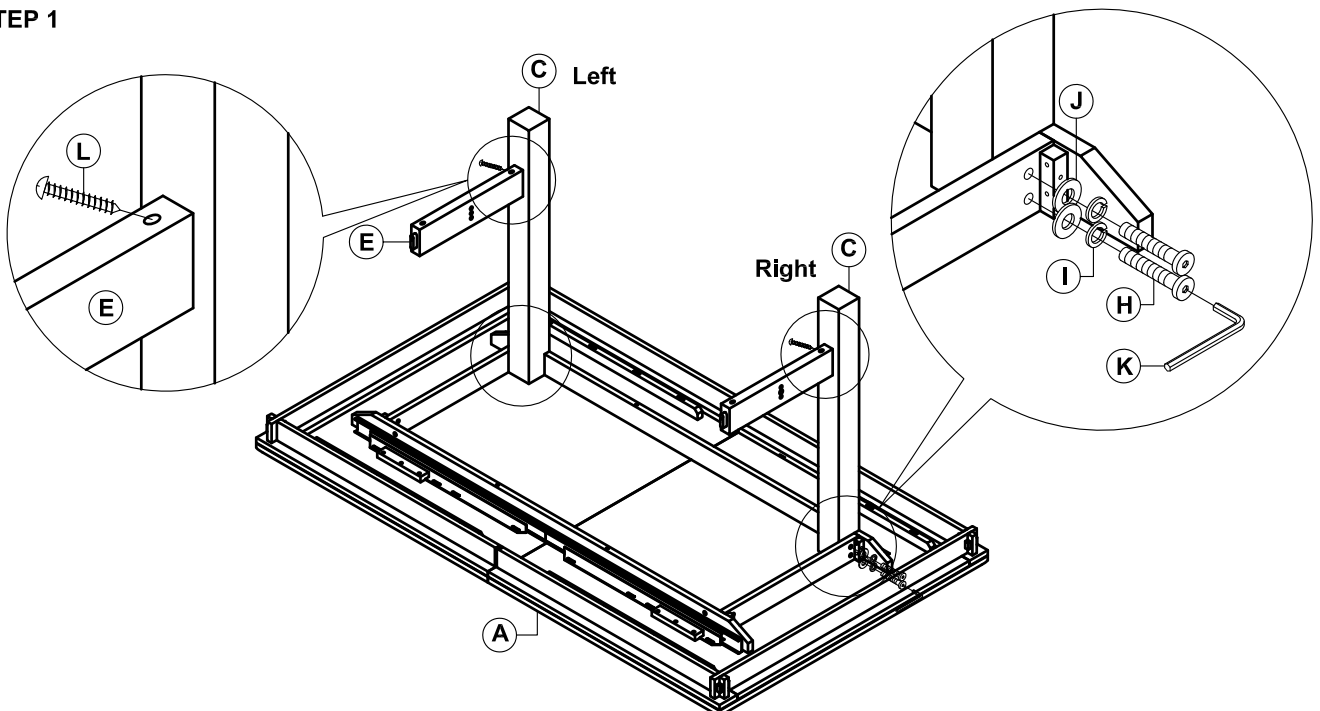
## PARTS LIST :

NO.	DESCRIPTION	SKETCH	QTY
A	Table Top		1 pc
B	Table Leaf		1 pc
C	Table Leg Left- Right		4 pcs
D	Bottom Rail		1 pc
E	Side Stretcher		2 pcs
F	Cap		2 pcs
G	Trestle Bar		2 pcs

## HARDWARE LIST :

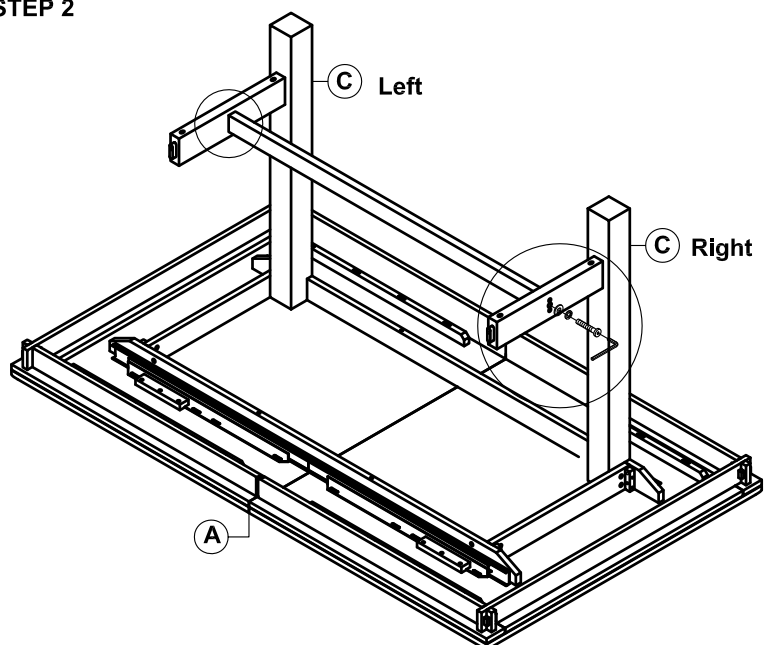
NO.	DESCRIPTION	SIZE	SKETCH	QTY
H	Bolt	Ø5/16"x45mm		14pcs
I	Spring Washer	Ø5/16"x12mm		18pcs
J	Flat Washer	Ø5/16"x19mm		16pcs
K	Allen Wrench	58x 23x 4mm		1 pc
L	Screw	Ø8x Ø4x 50mm		4pcs
M	Bolt	Ø1/4"x45mm		4pcs
N	Small Washer	Ø5/16"x14mm		2pcs

## STEP 1

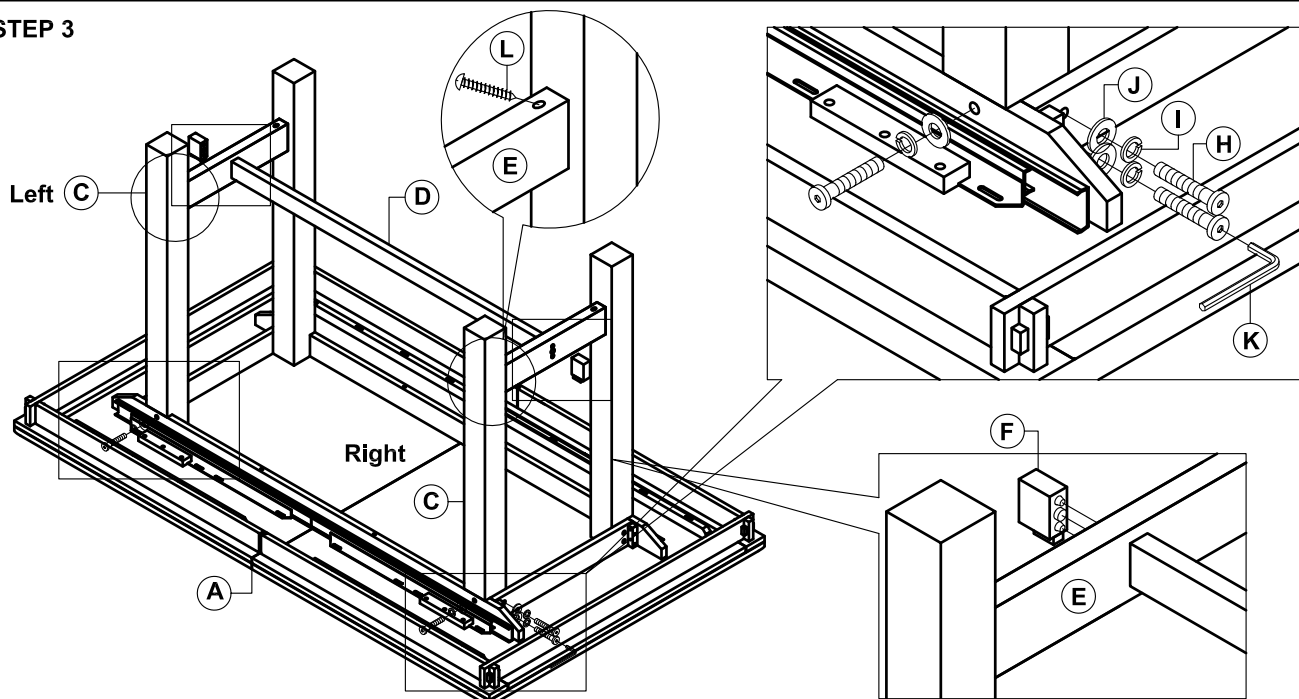


MADE IN VIETNAM

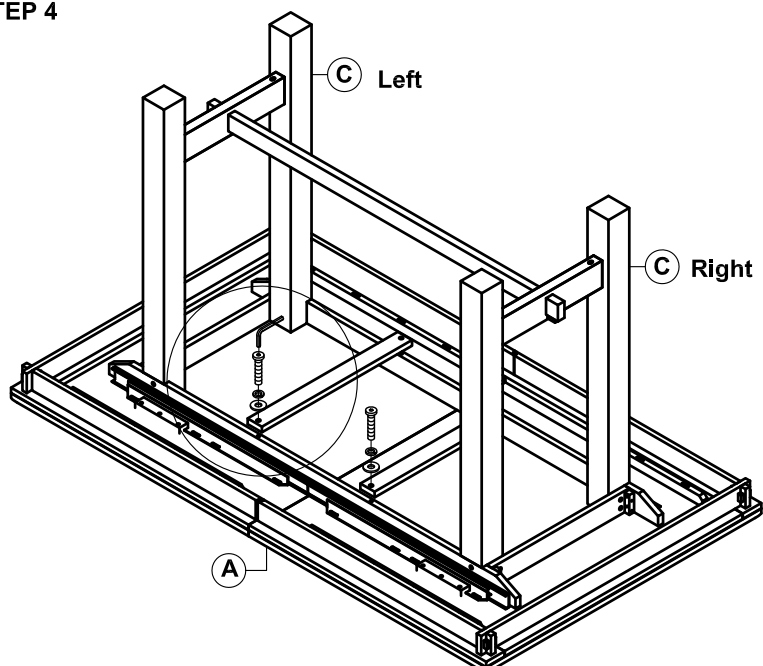
## STEP 2



## STEP 3

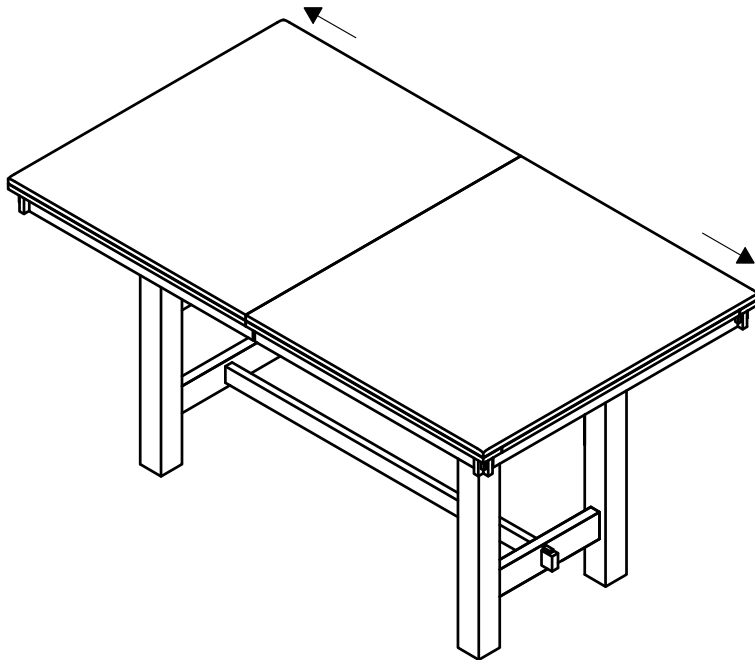


## STEP 4

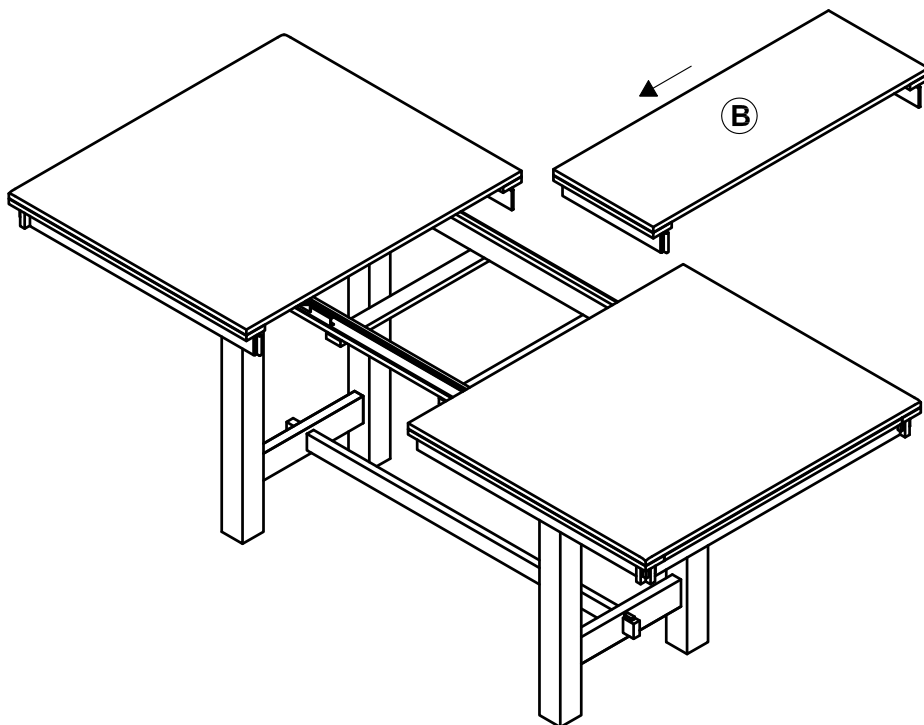


MADE IN VIETNAM

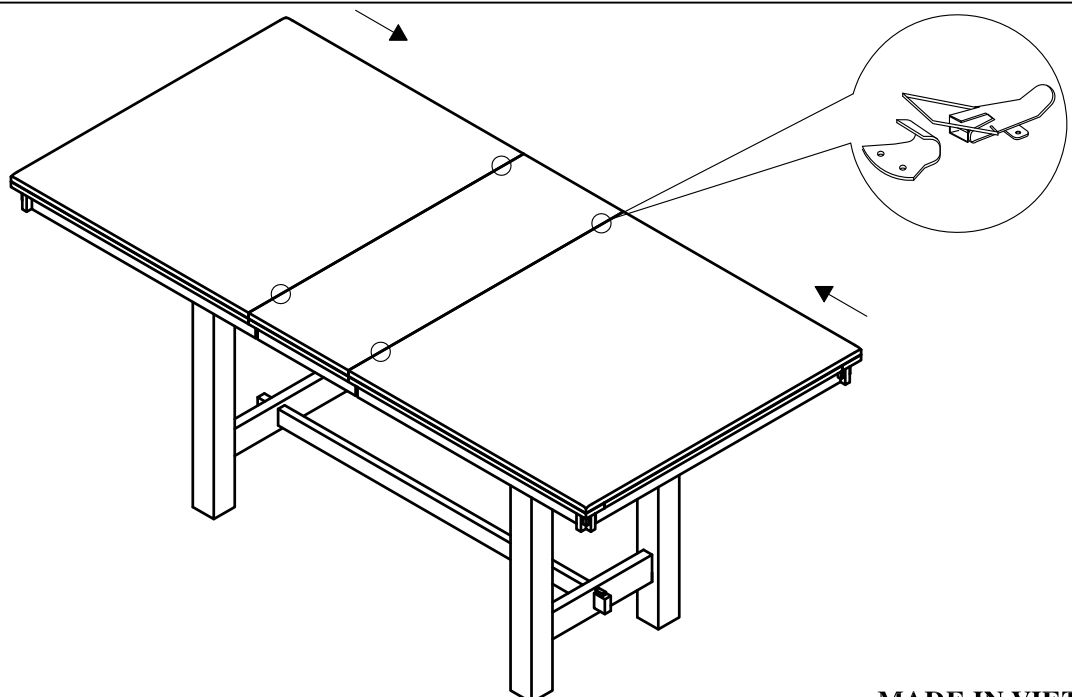
**STEP 5**



**STEP 6**



**STEP 7**



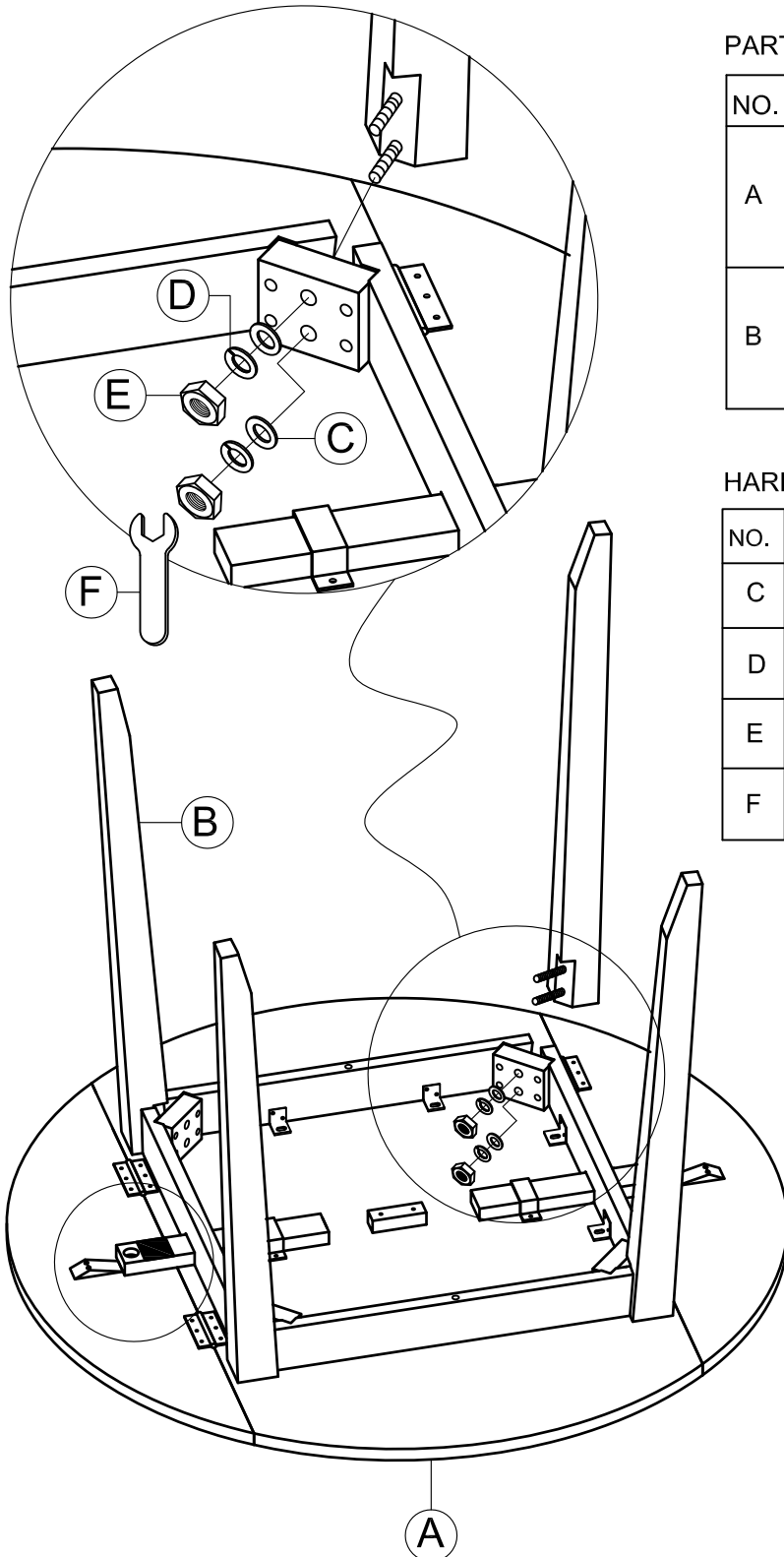
**MADE IN VIETNAM**

# ASSEMBLY INSTRUCTIONS

ITEM NO : KA-TA-4242D-RAI-C

## 42" DROP LEAF DINING TABLE

Thank you for purchasing this quality product. Be sure to check all packing material carefully for small parts that may have come loose inside the carton during shipment. Please keep all hardware out of reach of small children

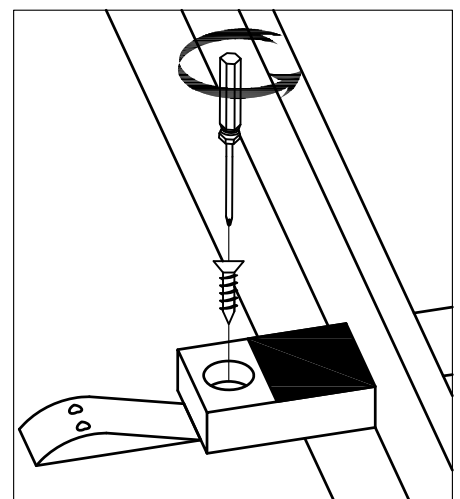


### PARTS LIST :

NO.	DESCRIPTION	SKETCH	QTY
A	TABLE TOP		1 pc
B	LEG		4 pcs

### HARDWARE LIST :

NO.	DESCRIPTION	SIZE	SKETCH	QTY
C	Flat Washer	$\phi 5/16"$ x $\phi 19$ mm		8 pcs
D	Spring Washer	$\phi 5/16"$ x $\phi 12$ mm		8 pcs
E	Hex Nut	$\phi 5/16"$ x 12mm		8 pcs
F	Wrench	12mmx75mm		1 pc



PLEASE REMOVE  
BEFORE USE

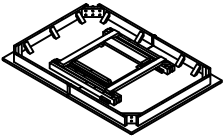

# ASSEMBLY INSTRUCTIONS

ITEM NO : KA-TA-4278BP-RAI-C



## DINING TABLE

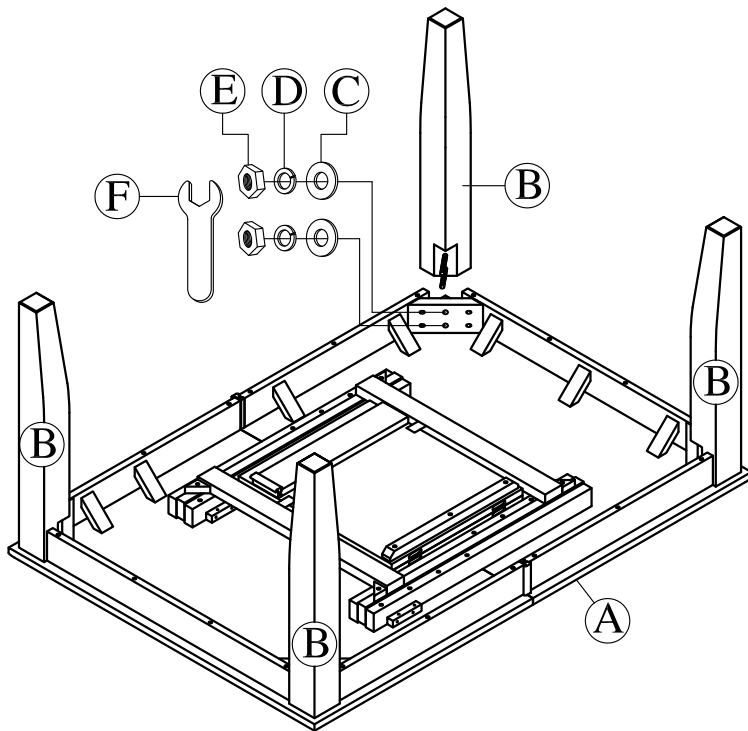
Thank you for purchasing this quality product. Be sure to check all packing material carefully for small parts that may have come loose inside the carton during shipment. Please keep all hardware out of reach of small children

### PARTS LIST :

NO.	DESCRIPTION	SKETCH	QTY
A	TABLE TOP		1 pc
B	LEG		4 pcs

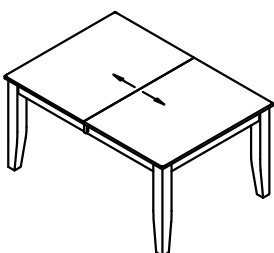
### HARDWARE LIST :

NO.	DESCRIPTION	SIZE	SKETCH	QTY
C	Flat Washer	$\phi 5/16"$ x $\phi 19$ mm		8 pcs
D	Spring Washer	$\phi 5/16"$ x $\phi 13$ mm		8 pcs
E	Hex Nut	$\phi 5/16"$ x 12mm		8 pcs
F	Wrench	12mmx75mm		1 pc

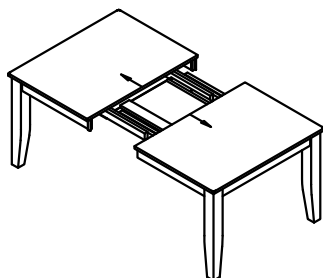


STEP 1


MADE IN VIETNAM




STEP 2



STEP 3



STEP 4



STEP 5

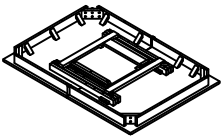
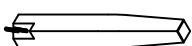
# ASSEMBLY INSTRUCTIONS

ITEM NO : KA-TA-4278BP-RAI-C

## DINING TABLE

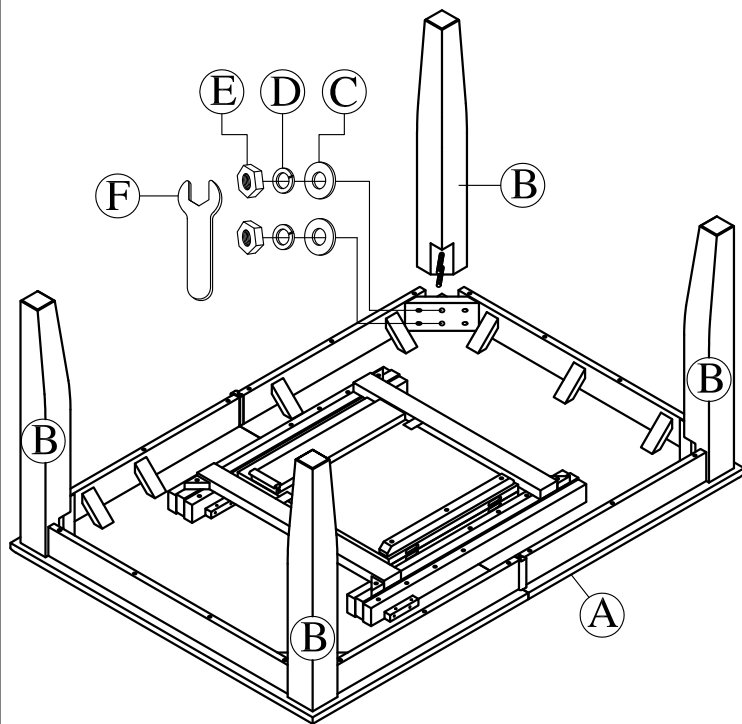
Thank you for purchasing this quality product. Be sure to check all packing material carefully for small parts that may have come loose inside the carton during shipment. Please keep all hardware out of reach of small children

### PARTS LIST :

NO.	DESCRIPTION	SKETCH	QTY
A	TABLE TOP		1 pc
B	LEG		4 pcs

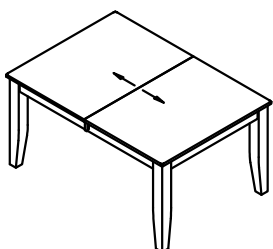
### HARDWARE LIST :

NO.	DESCRIPTION	SIZE	SKETCH	QTY
C	Flat Washer	$\phi 5/16"$ x $\phi 19$ mm		8 pcs
D	Spring Washer	$\phi 5/16"$ x $\phi 13$ mm		8 pcs
E	Hex Nut	$\phi 5/16"$ x 12mm		8 pcs
F	Wrench	12mmx75mm		1 pc

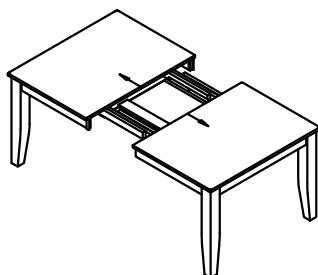


STEP 1


MADE IN VIETNAM




STEP 2



STEP 3



STEP 4



STEP 5



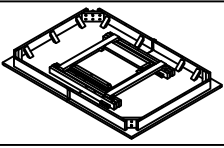

# ASSEMBLY INSTRUCTIONS

ITEM NO : KA-TA-4278B-RAI-C




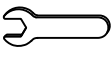
## DINING TABLE

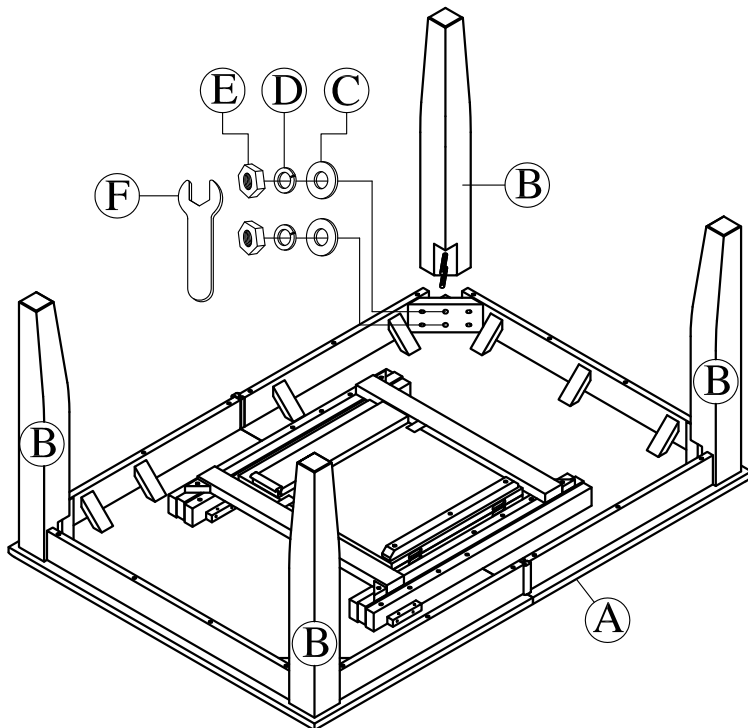
Thank you for purchasing this quality product. Be sure to check all packing material carefully for small parts that may have come loose inside the carton during shipment. Please keep all hardware out of reach of small children

### PARTS LIST :

NO.	DESCRIPTION	SKETCH	QTY
A	TABLE TOP		1 pc
B	LEG		4 pcs


### HARDWARE LIST :

NO.	DESCRIPTION	SIZE	SKETCH	QTY
C	Flat Washer	$\phi 5/16"$ x $\phi 19$ mm		8 pcs
D	Spring Washer	$\phi 5/16"$ x $\phi 13$ mm		8 pcs
E	Hex Nut	$\phi 5/16"$ x 12mm		8 pcs
F	Wrench	12mmx75mm		1 pc

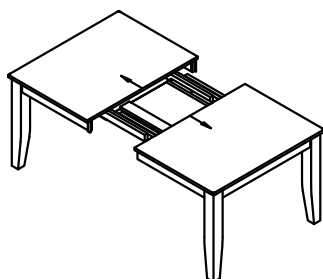


STEP 1


MADE IN VIETNAM




STEP 2



STEP 3



STEP 4



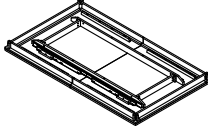
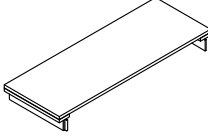
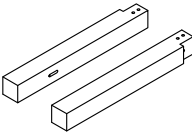
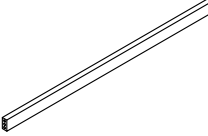
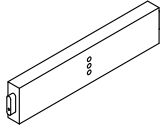

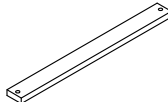
STEP 5

# ASSEMBLY INSTRUCTIONS








ITEM NO : KA- TA- 4492- RAI- C

Thank you for purchasing this quality product. Be sure to check all packing material carefully for small parts that may have come loose inside the carton during shipment. Please keep all hardware out of reach of small children

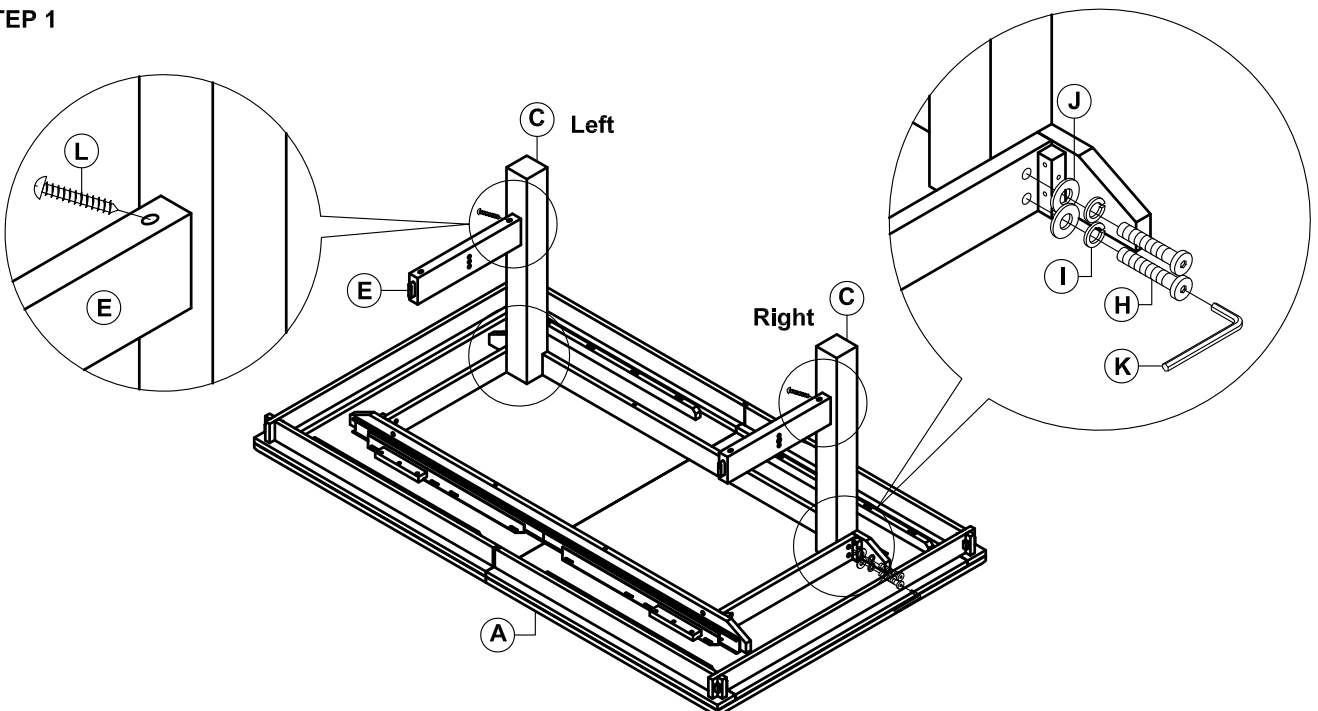
## PARTS LIST :

NO.	DESCRIPTION	SKETCH	QTY
A	Table Top		1 pc
B	Table Leaf		1 pc
C	Table Leg Left- Right		4 pcs
D	Bottom Rail		1 pc
E	Side Stretcher		2 pcs
F	Cap		2 pcs
G	Trestle Bar		2 pcs

## HARDWARE LIST :

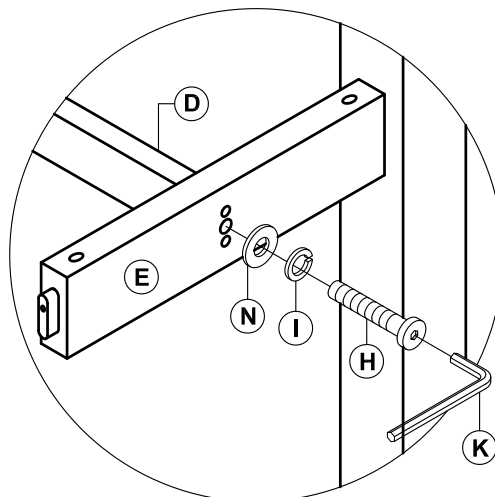
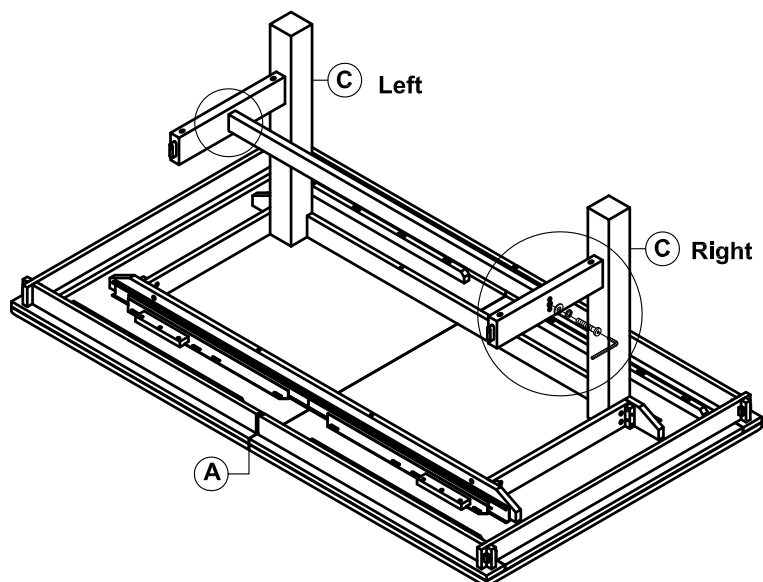
NO.	DESCRIPTION	SIZE	SKETCH	QTY
H	Bolt	Ø5/16"x45mm		14pcs
I	Spring Washer	Ø5/16"x12mm		18pcs
J	Flat Washer	Ø5/16"x19mm		16pcs
K	Allen Wrench	58x 23x 4mm		1 pc
L	Screw	Ø8x Ø4x 50mm		4pcs
M	Bolt	Ø1/4"x45mm		4pcs
N	Small Washer	Ø5/16"x14mm		2pcs

## STEP 1

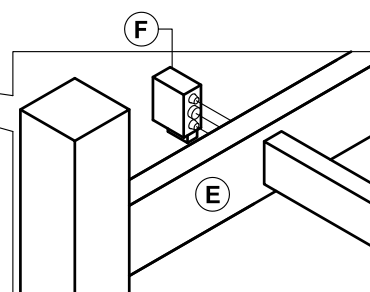
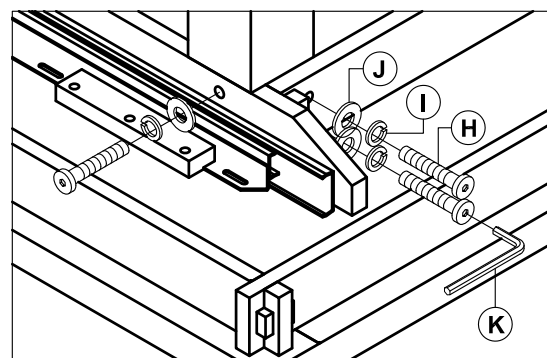
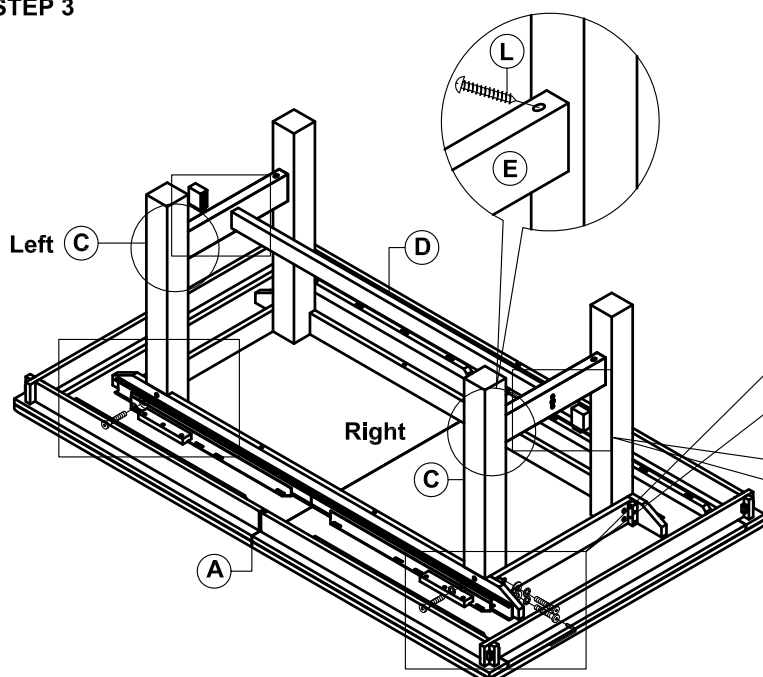


MADE IN VIETNAM

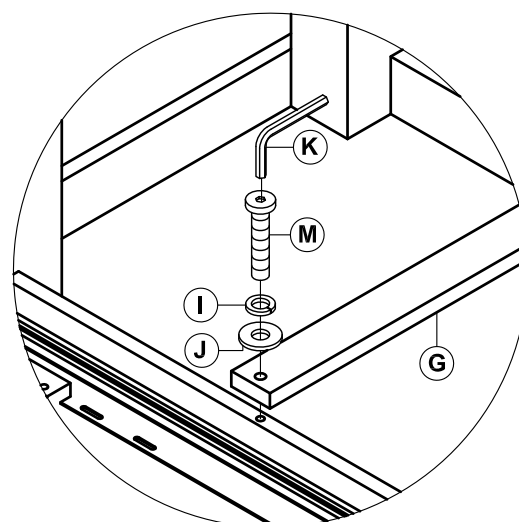
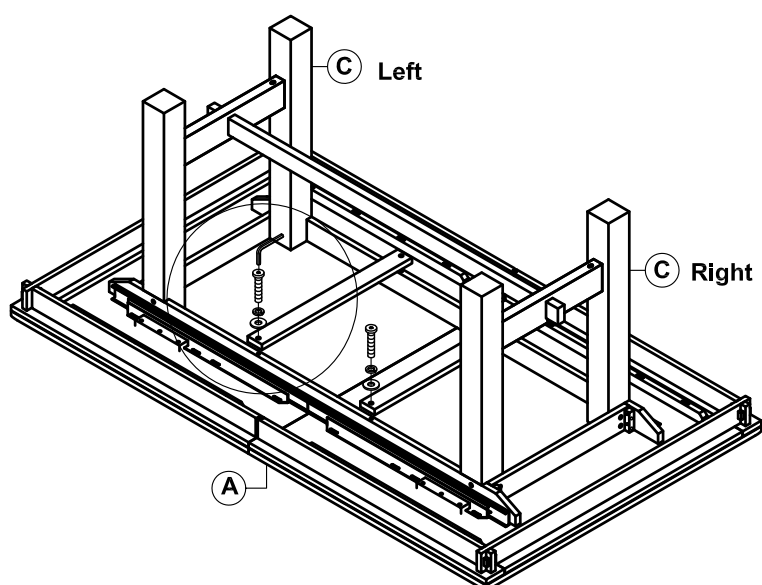
## STEP 2



## STEP 3

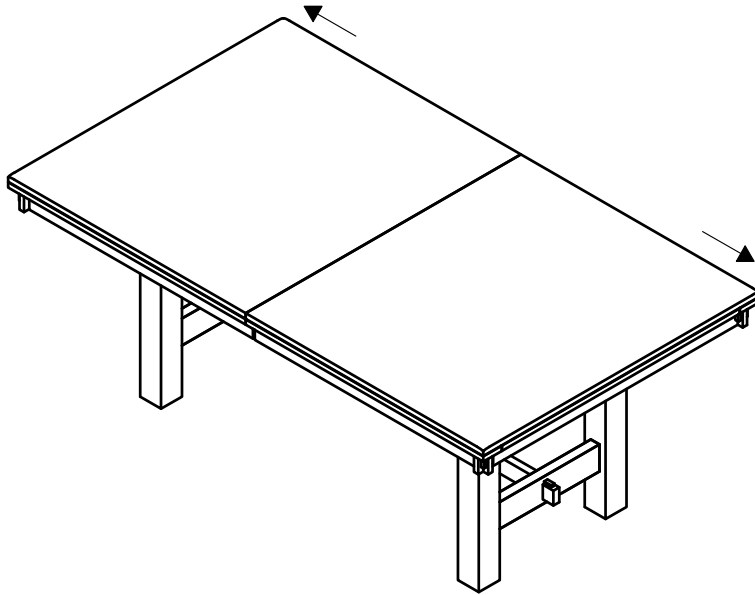


## STEP 4

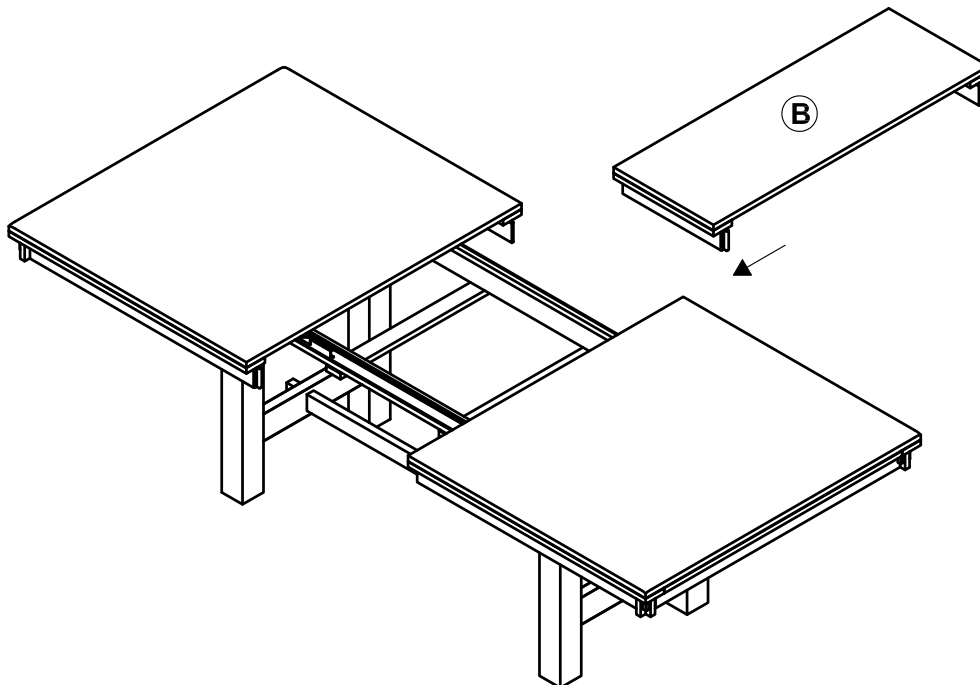


MADE IN VIETNAM

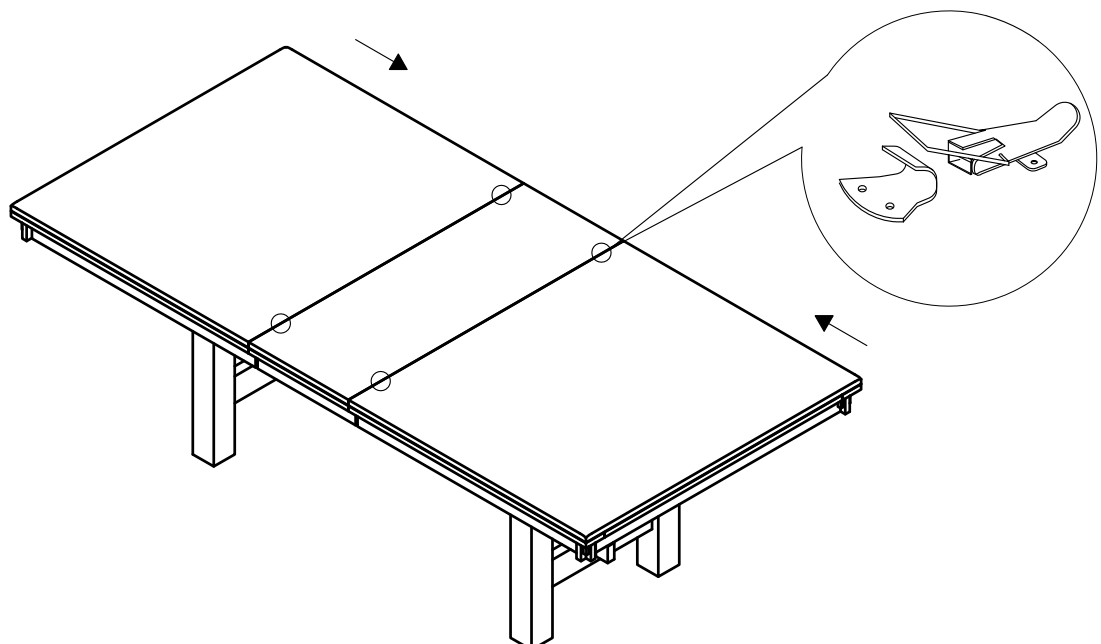
**STEP 5**



**STEP 6**



**STEP 7**



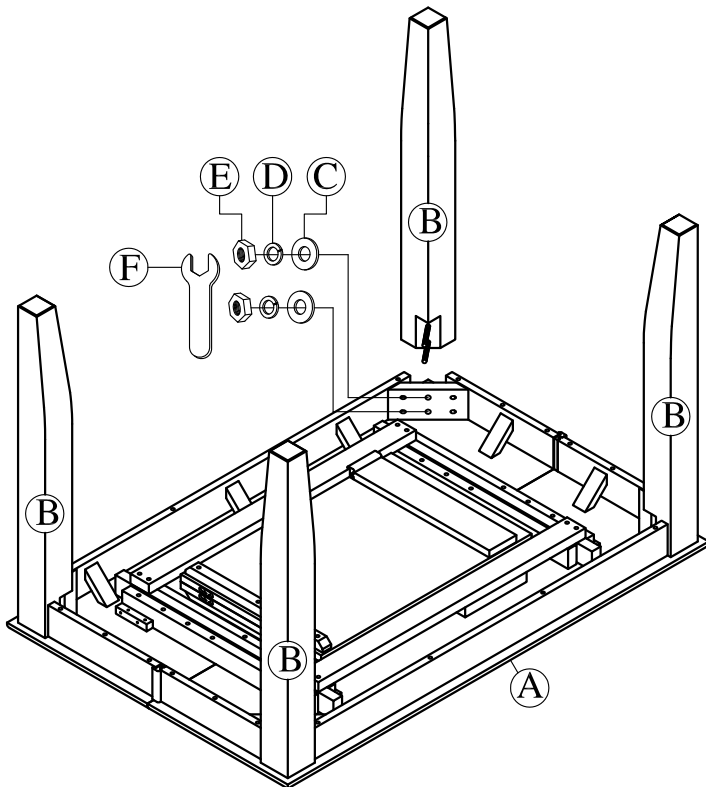
**MADE IN VIETNAM**

# ASSEMBLY INSTRUCTIONS

ITEM NO : KA-TA-5454G-RAI-C

## GATHERING TABLE

Thank you for purchasing this quality product. Be sure to check all packing material carefully for small parts that may have come loose inside the carton during shipment. Please keep all hardware out of reach of small children




### PARTS LIST :

NO.	DESCRIPTION	SKETCH	QTY
A	TABLE TOP		1 pc
B	LEG		4 pcs

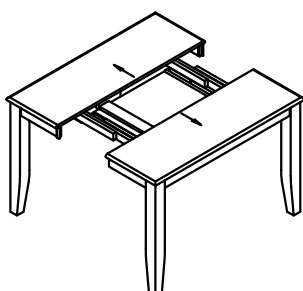
### HARDWARE LIST :

NO.	DESCRIPTION	SIZE	SKETCH	QTY
C	Flat Washer	$\phi 5/16"$ x $\phi 19$ mm		8 pcs
D	Spring Washer	$\phi 5/16"$ x $\phi 13$ mm		8 pcs
E	Hex Nut	$\phi 5/16"$ x 12mm		8 pcs
F	Wrench	12mmx75mm		1 pc


MADE IN VIETNAM




STEP 2



STEP 3



STEP 4



STEP 5

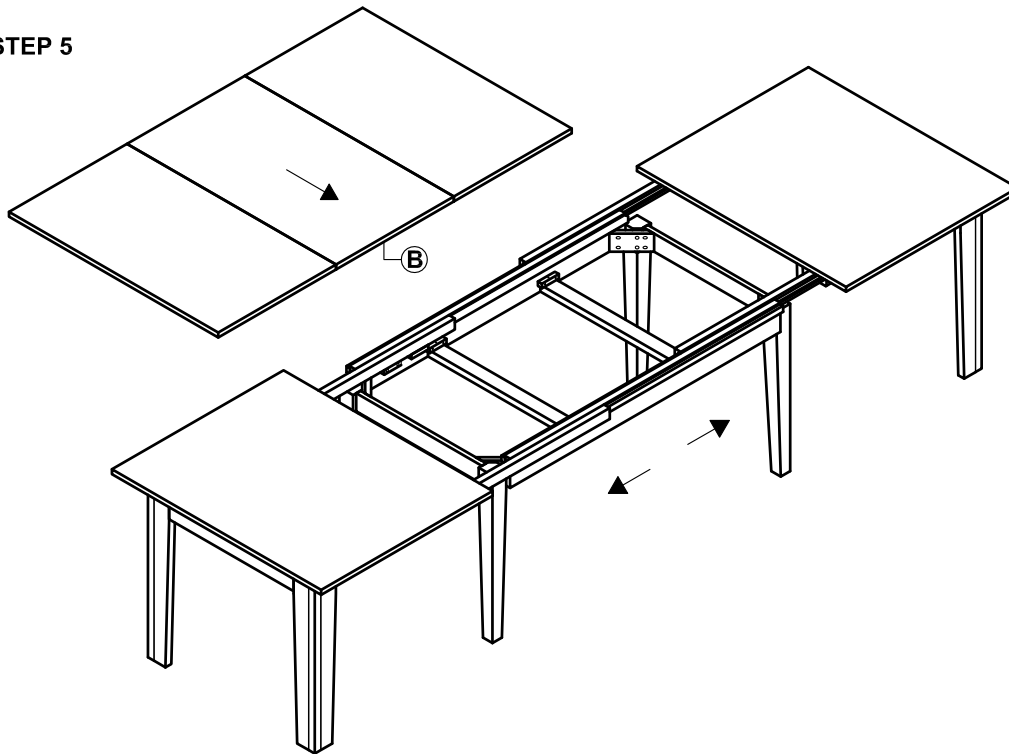
# ASSEMBLY INSTRUCTIONS

ITEM NO : KA- TA- 38130- RAI- TOP

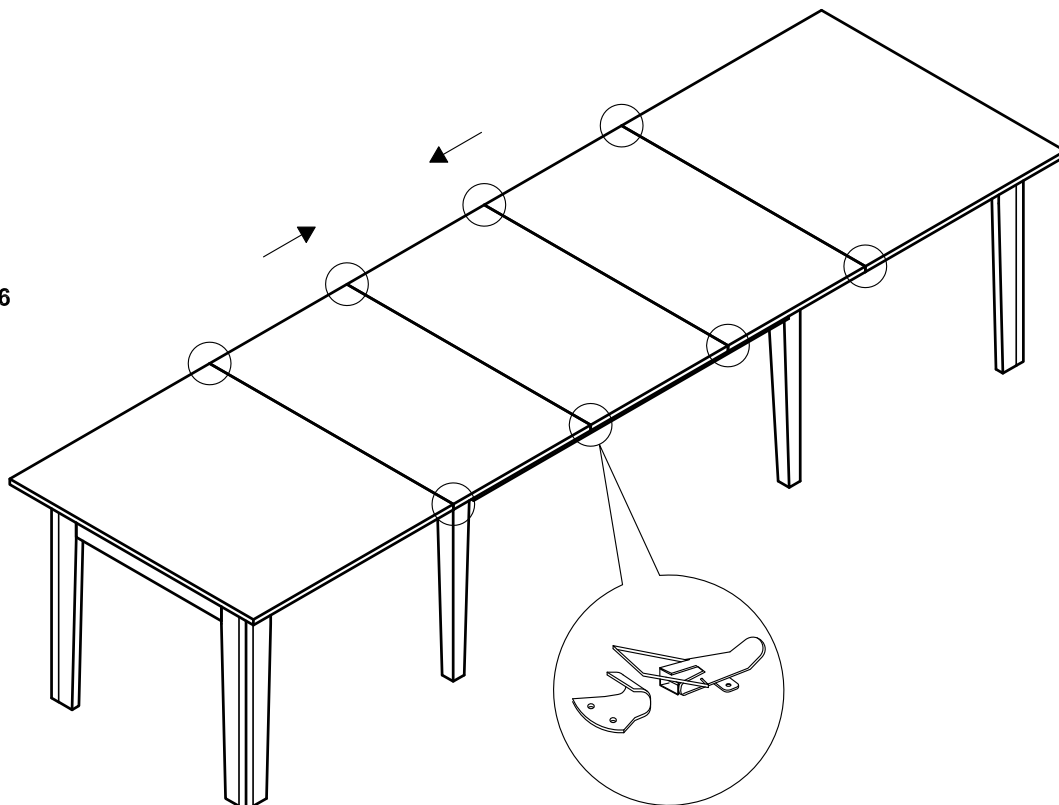
KA- TA- 38130- RAI- BSE

Thank you for purchasing this quality product. Be sure to check all packing material carefully for small parts that may have come loose inside the carton during shipment. Please keep all hardware out of reach of small children

## STEP 5



## STEP 6



MADE IN VIETNAM

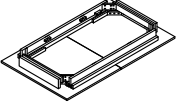
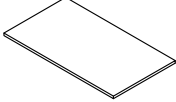
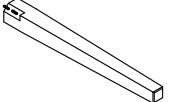
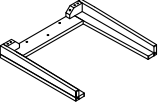
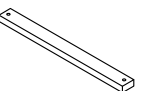
# ASSEMBLY INSTRUCTIONS

ITEM NO : KA- TA- 38130- RAI- TOP









KA- TA- 38130- RAI- BSE

Thank you for purchasing this quality product. Be sure to check all packing material carefully for small parts that may have come loose inside the carton during shipment. Please keep all hardware out of reach of small children

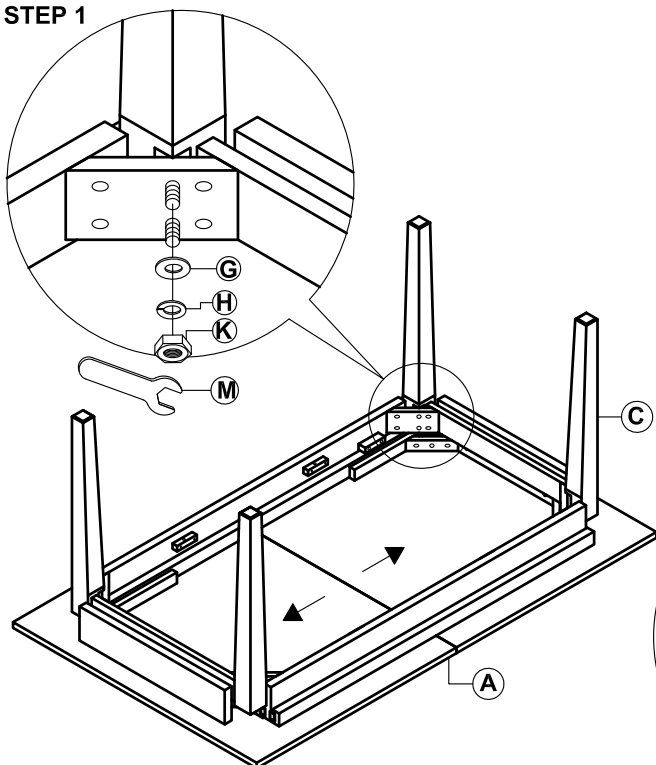
## PARTS LIST :

NO.	DESCRIPTION	SKETCH	QTY
A	Table Top		1 pc
B	Table Leaf		3 pcs
C	Table Leg (inside)		4 pcs
D	Table Leg (outside)		2 pcs
E	Bottom Rail		2 pcs

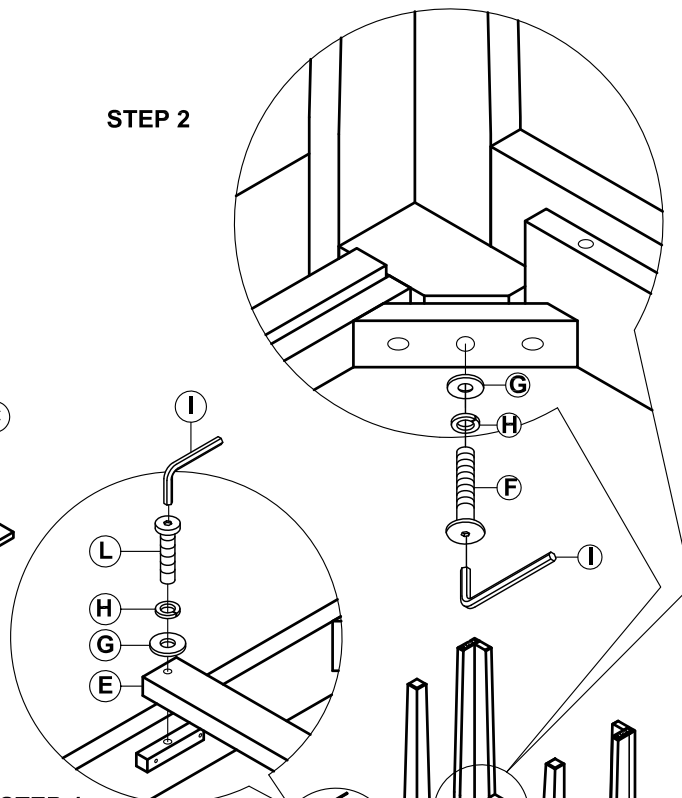
## HARDWARE LIST :

NO.	DESCRIPTION	SIZE	SKETCH	QTY
F	Bolt	$\phi 5/16"$ x 57mm		4 pcs
G	Flat Washer	$\phi 5/16"$ x $\phi 19$ mm		22 pcs
H	Spring Washer	$\phi 5/16"$ x $\phi 12$ mm		22 pcs
I	Allen Wrench	58x 23x 4mm		1 pc
J	Bolt	$\phi 5/16"$ x 38mm		6 pcs
K	Hex Nut	$\phi 5/16"$ x 12mm		8 pcs
L	Bolt	$\phi 1/4"$ x 45mm		4 pcs
M	Wrench	12x 75mm		1 pc

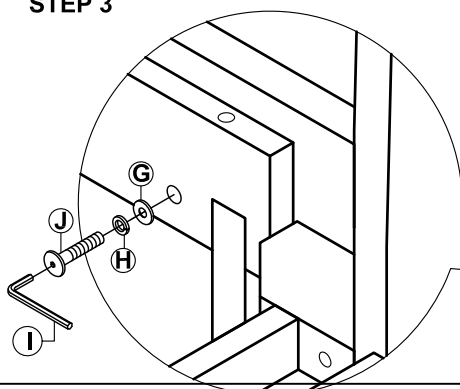
### STEP 1



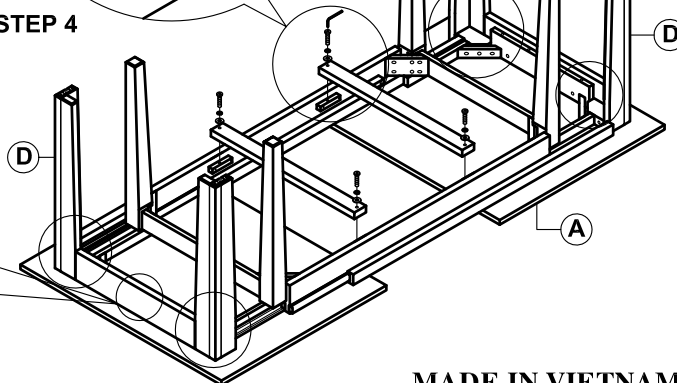
### STEP 2



### STEP 3



### STEP 4



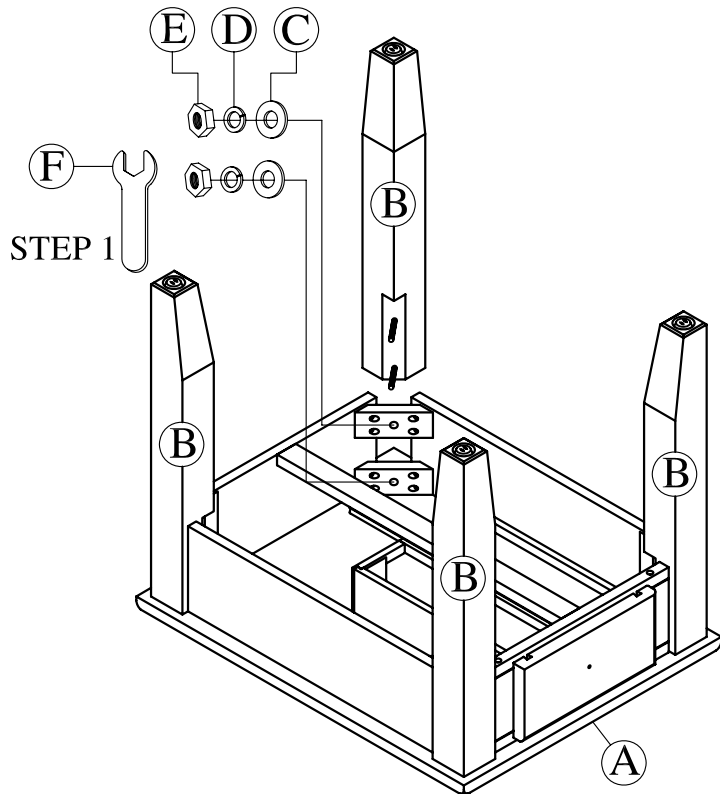
MADE IN VIETNAM

# ASSEMBLY INSTRUCTIONS

ITEM NO : KA-TA-D2228-RAI-C

## END TABLE

Thank you for purchasing this quality product. Be sure to check all packing material carefully for small parts that may have come loose inside the carton during shipment. Please keep all hardware out of reach of small children

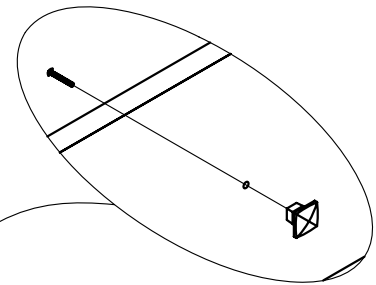
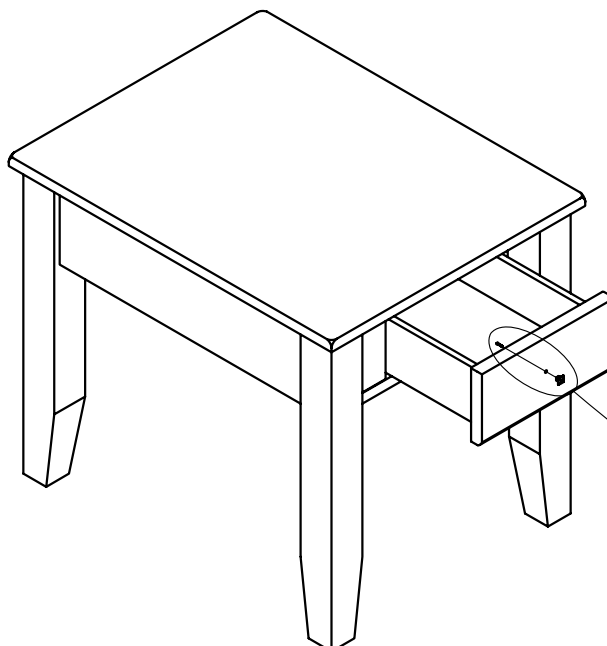


### PARTS LIST :

NO.	DESCRIPTION	SKETCH	QTY
A	TABLE TOP		1 pc
B	LEG		4 pcs

### HARDWARE LIST :

NO.	DESCRIPTION	SIZE	SKETCH	QTY
C	Flat Washer	$\phi 5/16"$ x $\phi 19$ mm		8 pcs
D	Spring Washer	$\phi 5/16"$ x $\phi 13$ mm		8 pcs
E	Hex Nut	$\phi 5/16"$ x 12mm		8 pcs
F	Wrench	12mmx75mm		1 pc



STEP 2

MADE IN VIETNAM

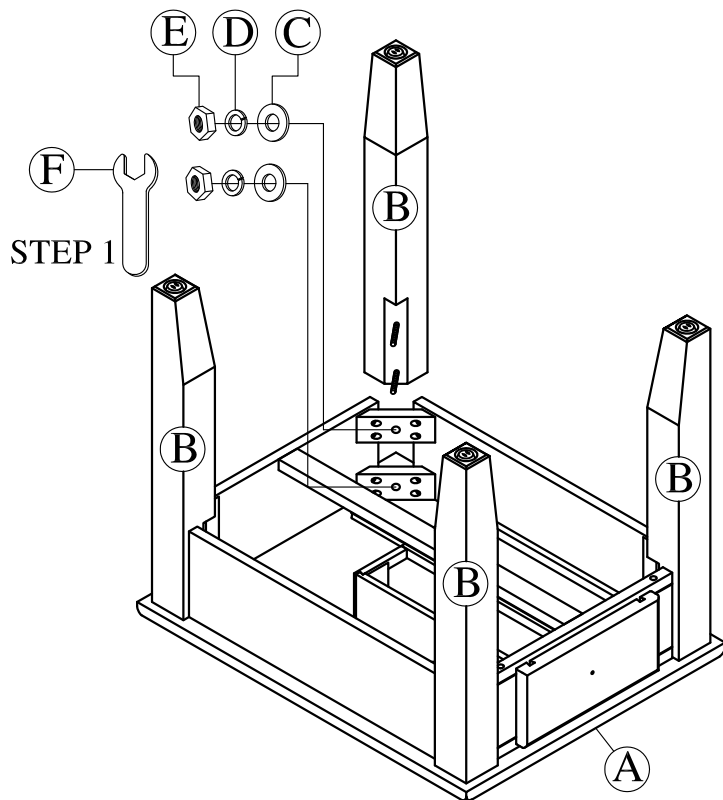


# ASSEMBLY INSTRUCTIONS

ITEM NO : KA-TA-D2228-RAI-C

## END TABLE

Thank you for purchasing this quality product. Be sure to check all packing material carefully for small parts that may have come loose inside the carton during shipment. Please keep all hardware out of reach of small children

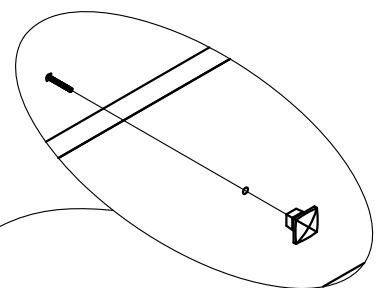
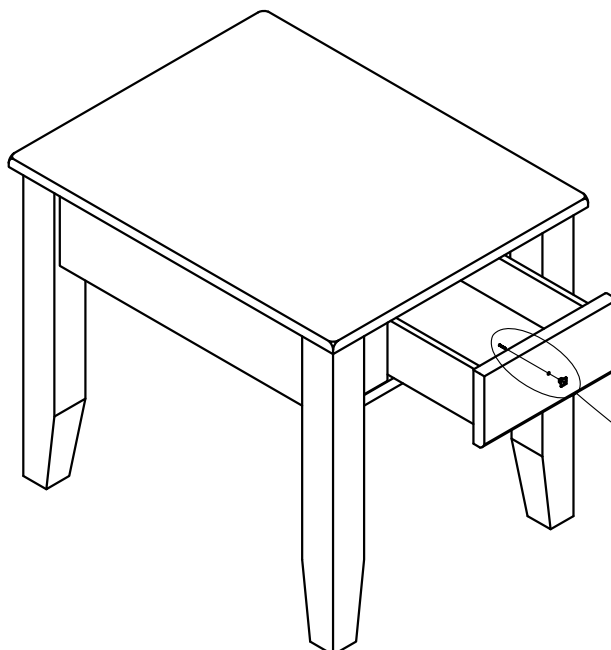


### PARTS LIST :

NO.	DESCRIPTION	SKETCH	QTY
A	TABLE TOP		1 pc
B	LEG		4 pcs

### HARDWARE LIST :

NO.	DESCRIPTION	SIZE	SKETCH	QTY
C	Flat Washer	$\phi 5/16"$ x $\phi 19$ mm		8 pcs
D	Spring Washer	$\phi 5/16"$ x $\phi 13$ mm		8 pcs
E	Hex Nut	$\phi 5/16"$ x 12mm		8 pcs
F	Wrench	12mmx75mm		1 pc



STEP 2

MADE IN VIETNAM

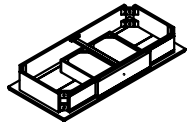
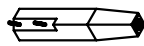
# ASSEMBLY INSTRUCTIONS

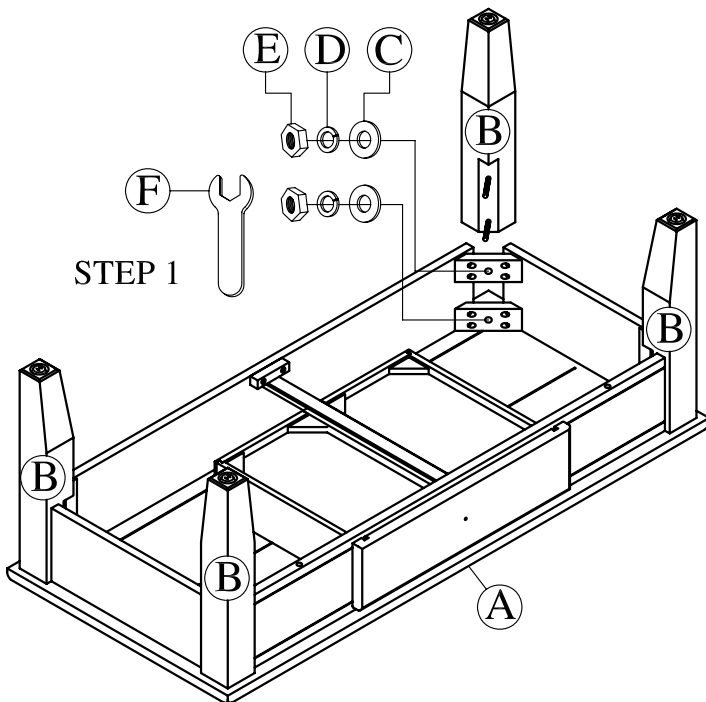
ITEM NO : KA-TA-D4822-RAI-C

## COFFEE TABLE

Thank you for purchasing this quality product. Be sure to check all packing material carefully for small parts that may have come loose inside the carton during shipment. Please keep all hardware out of reach of small children

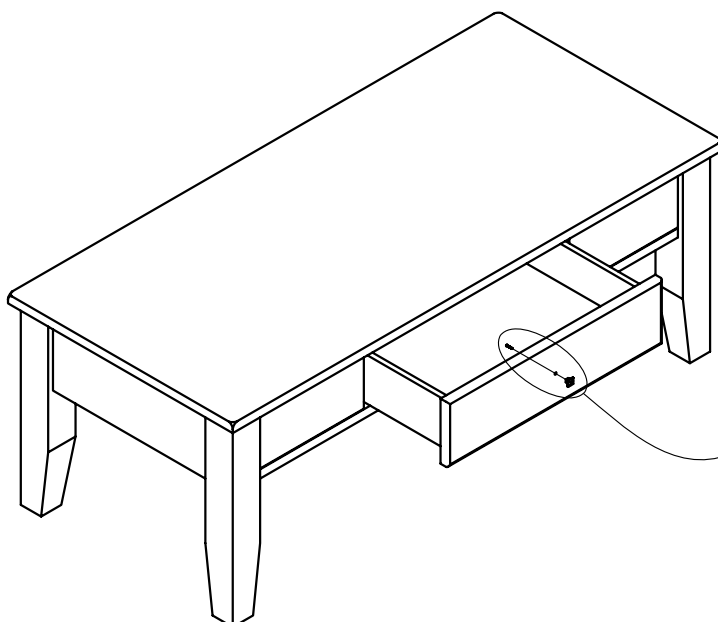
### PARTS LIST :

NO.	DESCRIPTION	SKETCH	QTY
A	TABLE TOP		1 pc
B	LEG		4 pcs



### HARDWARE LIST :

NO.	DESCRIPTION	SIZE	SKETCH	QTY
C	Flat Washer	$\phi 5/16$ "x $\phi 19$ mm		8 pcs
D	Spring Washer	$\phi 5/16$ "x $\phi 13$ mm		8 pcs
E	Hex Nut	$\phi 5/16$ "x 12mm		8 pcs
F	Wrench	12mmx75mm		1 pc



STEP 2

MADE IN VIETNAM

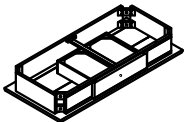
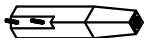
# ASSEMBLY INSTRUCTIONS

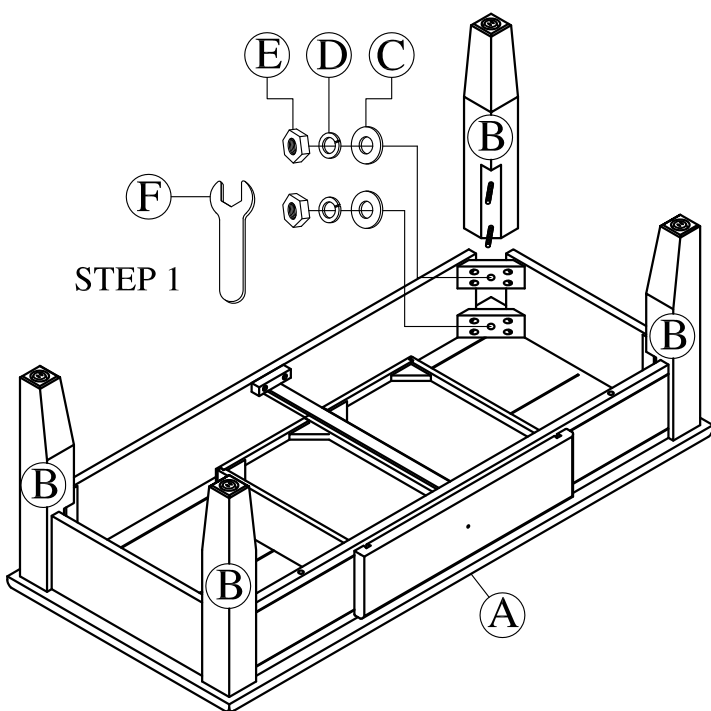
ITEM NO : KA-TA-D4822-RAI-C

## COFFEE TABLE

Thank you for purchasing this quality product. Be sure to check all packing material carefully for small parts that may have come loose inside the carton during shipment. Please keep all hardware out of reach of small children

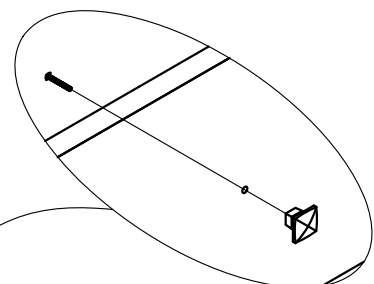
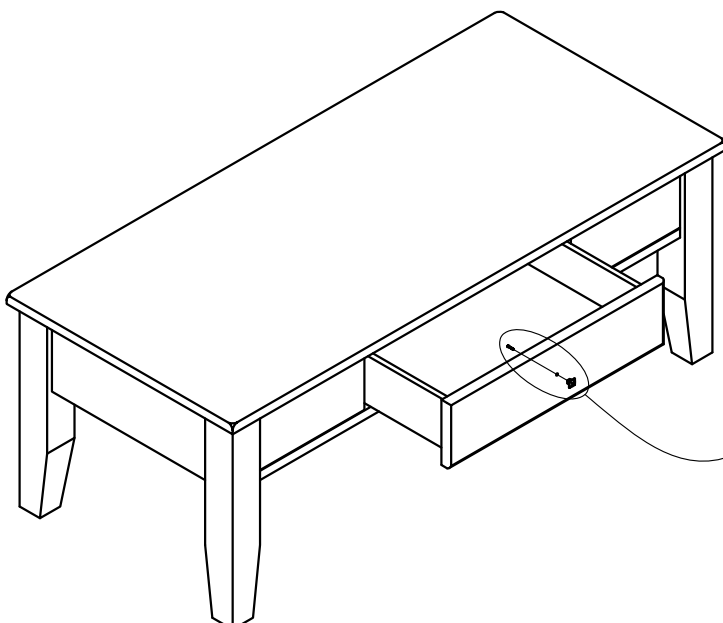
### PARTS LIST :

NO.	DESCRIPTION	SKETCH	QTY
A	TABLE TOP		1 pc
B	LEG		4 pcs



### HARDWARE LIST :

NO.	DESCRIPTION	SIZE	SKETCH	QTY
C	Flat Washer	$\phi 5/16"$ x $\phi 19$ mm		8 pcs
D	Spring Washer	$\phi 5/16"$ x $\phi 13$ mm		8 pcs
E	Hex Nut	$\phi 5/16"$ x 12mm		8 pcs
F	Wrench	12mmx75mm		1 pc



STEP 2

MADE IN VIETNAM

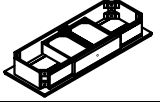


# ASSEMBLY INSTRUCTIONS

ITEM NO : KA-TA-D4918S-RAI-C









## SOFA TABLE

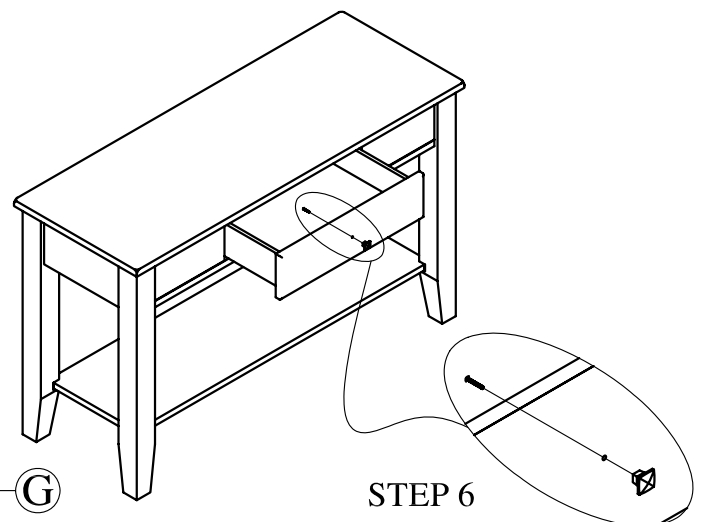
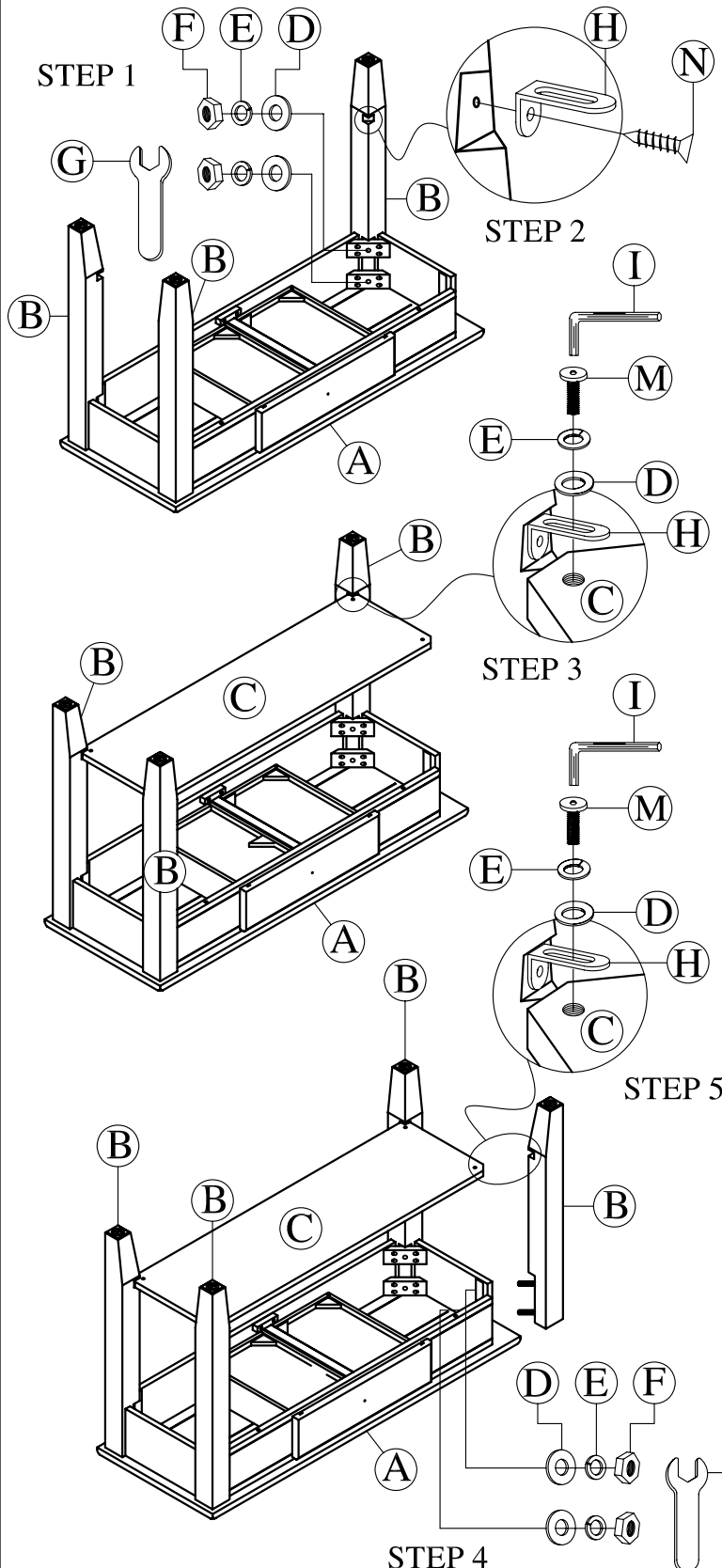
Thank you for purchasing this quality product. Be sure to check all packing material carefully for small parts that may have come loose inside the carton during shipment. Please keep all hardware out of reach of small children

### PARTS LIST :

NO.	DESCRIPTION	SKETCH	QTY
A	TABLE TOP		1 pc
B	LEG		4 pcs
C	BOTTOM SHELF		1 pc

### HARDWARE LIST :

NO.	DESCRIPTION	SIZE	SKETCH	QTY
D	Flat Washer	$\phi 5/16"$ x $\phi 19$ mm		12 pcs
E	Spring Washer	$\phi 5/16"$ x $\phi 13$ mm		12 pcs
F	Hex Nut	$\phi 5/16"$ x 12mm		8 pcs
G	Wrench	12mmx75mm		1 pc
H	L Bracket	39x 16x 20mm		4 pcs
N	Screw	$\phi 6$ x $\phi 3$ x 16mm		4 pcs
M	Bolt	$\phi 1/4"$ x 15mm		4 pcs
I	Allen Key	4x 23x 58mm		1 pc



MADE IN VIETNAM

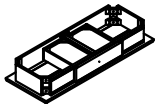


# ASSEMBLY INSTRUCTIONS

ITEM NO : KA-TA-D4918S-RAI-C




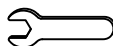




## SOFA TABLE

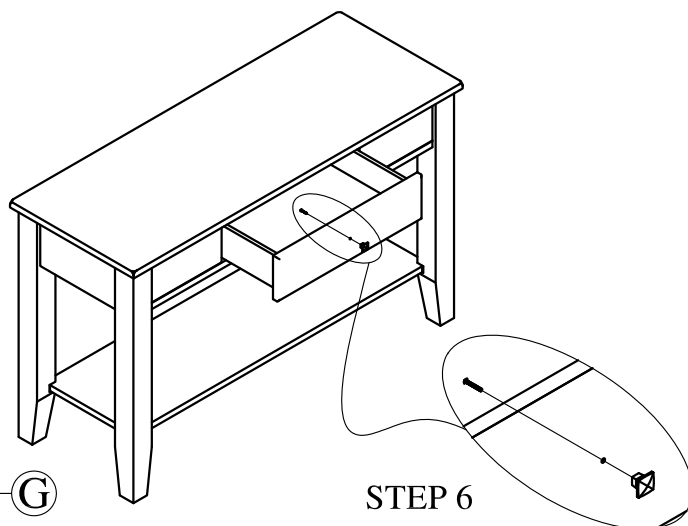
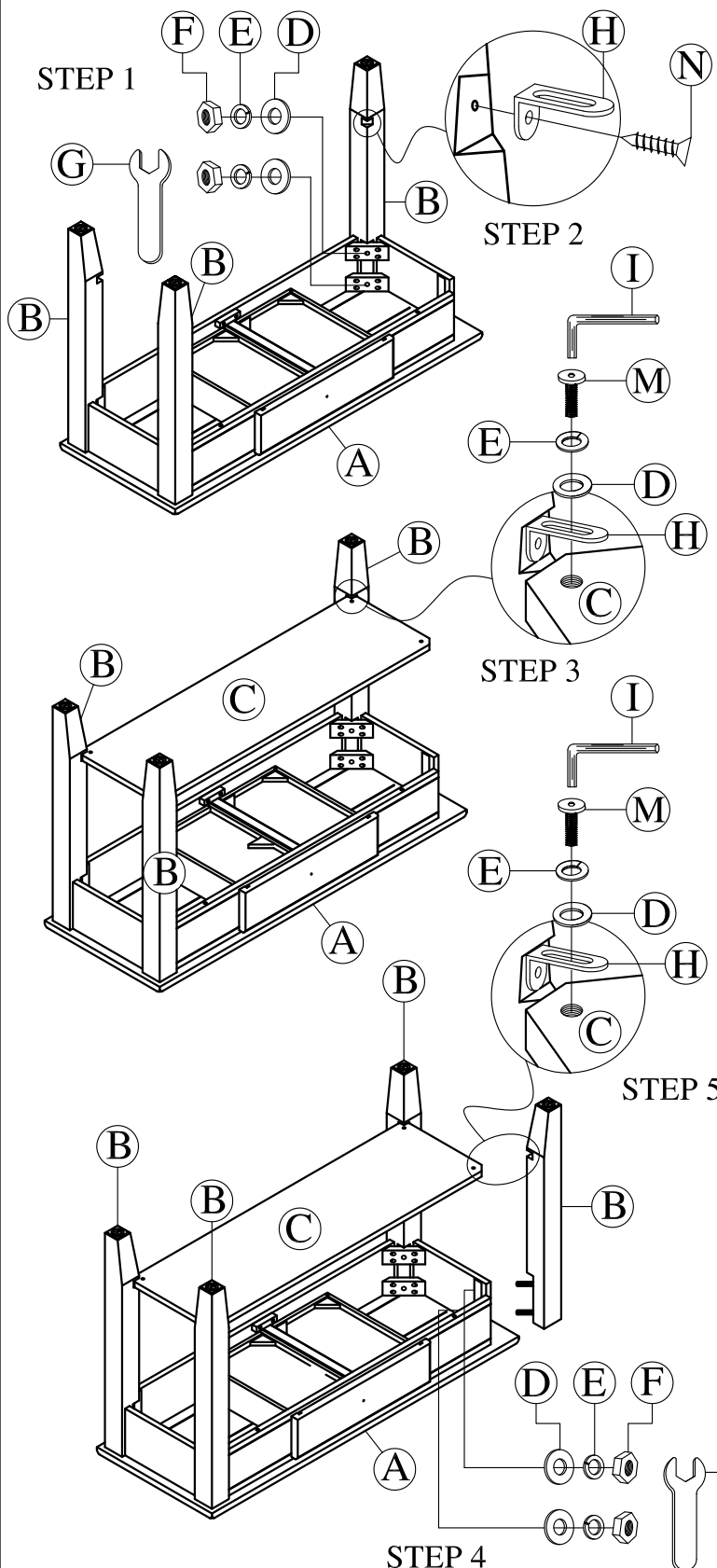
Thank you for purchasing this quality product. Be sure to check all packing material carefully for small parts that may have come loose inside the carton during shipment. Please keep all hardware out of reach of small children

### PARTS LIST :

NO.	DESCRIPTION	SKETCH	QTY
A	TABLE TOP		1 pc
B	LEG		4 pcs
C	BOTTOM SHELF		1 pc

### HARDWARE LIST :

NO.	DESCRIPTION	SIZE	SKETCH	QTY
D	Flat Washer	$\phi 5/16$ "x $\phi 19$ mm		12 pcs
E	Spring Washer	$\phi 5/16$ "x $\phi 13$ mm		12 pcs
F	Hex Nut	$\phi 5/16$ "x 12mm		8 pcs
G	Wrench	12mmx75mm		1 pc
H	L Bracket	39x 16x 20mm		4 pcs
N	Screw	$\phi 6$ x $\phi 3$ x 16mm		4 pcs
M	Bolt	$\phi 1/4$ "x 15mm		4 pcs
I	Allen Key	4x 23x 58mm		1 pc



STEP 6

MADE IN VIETNAM