



Whittier
Wood®
FURNITURE

Real Wood. Real Quality.



"MY FATHER TAUGHT US,
IN ORDER TO MAKE FURNITURE
THAT LASTS— QUALITY AND
CRAFTSMANSHIP COME FIRST."

Scott Whittier

1975 After a successful career in the pine molding business, Gordon Whittier bought a struggling wood component manufacturing facility in Eugene, Oregon. Gordon hired Evert Slijper, his son-in-

law, a lumber broker, to help move Whittier Wood Products forward as a business. **1977** The company started producing Ready-to-Assemble (RTA), Ready-to-Finish (RTF) furniture kits, which Evert sold

to home centers, discount chains and a large number of unfinished furniture stores. **1980** Gordon's son, Scott, joined the company. Business grew steadily from 1977 to 2006 as it continued to add

new collections and furniture choices for its customers. **2006** Responding to a changing market, Whittier opened its own factory in Vietnam while expanding its assembly and finishing

capacity at the Eugene factory. These changes positioned Whittier for a strong future. **2007** A new Whittier Wood Furniture brand for a finished furniture product line was launched. The new products

were for traditional furniture stores and for the solid wood stores, which offer a mix of finished furniture and custom finished, solid wood furniture. **2017** Anna (Whittier) Tower, Scott's daughter, joined the

company demonstrating their continuing commitment to the family's guiding principles. **2020** The newest family member to join Whittier, Daniel Marshall, expands the involvement and participation

of the third generation. **2024** The future is bright as the Whittier family forges ahead with new plans, new furniture, and our traditions to build upon.

OUR HERITAGE

For three generations, our families have worked to preserve a passion for woodworking that began decades ago. Gordon Whittier envisioned a company committed to the highest standard of design for livability, quality and innovation. Our furniture is a testament to those values.



The Whittier family heritage of integrity, quality and delivering on promises endures. Each generation brings new perspective and strength to our business. The vision remains the same—craft timeless furniture made to last.

OUR PRODUCT

Every operation is conducted in-house, giving us complete control over all phases of development, manufacturing and quality. Crafted from sustainable American hardwoods, there is no MDF or particleboard ever used in our furniture.

Superior construction techniques such as dovetailed drawers, mortise and tenon joinery, wood doweling and more ensure the longevity of each piece we create. All of our hardware is premium grade to ensure years of use.

OUR MISSION

Continue building on our family's commitment to leadership in quality, service, sustainability and innovation while upholding the values that got us here.

SUSTAINABILITY A PERSPECTIVE ON REAL WOOD, REAL QUALITY

Our Alder furniture is certified to the PEFC™ Chain of Custody Standard. PEFC™ is the world's largest certification standard promoting sustainable forest management through independent third party certification.

Sustainability also results from our commitment to quality materials. Furniture that will have a place in your home for years to come is good for the environment and your family.



Pictured above: Evert Slijper, Scott Whittier, Anna Whittier Tower and Daniel Marshall.

WHITTIER COLLECTIONS
...TIMELESS QUALITY

Whittier Wood Furniture uses the highest quality materials in our furniture. We use sustainably sourced American hardwoods and authentic, quality fabrics that will last a lifetime in your home.

Within these pages you'll find a variety of finishes, materials and fabrics as we present our collection of furniture for your home. You'll see fresh and versatile designs, as well as exciting combinations of colors and textures that will energize your living space the way you imagined.

Thank you for considering Whittier Wood Furniture. We look forward to showing you the many faces of our company and the furniture that will be with you for years to come.

WELCOME TO WHITTIER

TABLE OF CONTENTS



Catalina
Upholstered
Panel Beds
Pages 6, 44-47



Catalina
Poster Beds
Pages 8, 44-47




Catalina
Sheepskin Beds
Pages 10, 44-47



McKenzie
Upholstered
Panel Beds
Pages 12, 48-55




McKenzie
Classic Beds
Pages 14, 48-55



McKenzie
Premier Beds
Pages 16, 48-55



McKenzie
Grand Beds
Pages 18, 48-55




McKenzie
Bookcase Beds
Pages 20, 48-55



Ellison
Panel Beds
Pages 22, 56-59




Ellison
Adjustable Beds
Pages 24, 56-59




Addison
Panel Beds
Pages 26, 60-67




Addison
Adjustable Beds
Pages 28, 60-67



Addison
Bookcase Beds
Pages 30, 60-67



Addison
Platform Beds
Pages 32, 60-67




Addi
Occasional Etc.
Pages 34, 68



Addison
Living & Media
Pages 36, 69




McKenzie
Living & Media
Pages 38, 70-71



McKenzie
Home Office
Pages 40, 72-73



McKenzie
Bookcases
Pages 42, 74-77



**Quality & Safety
Features**
Pages 78-79



CATALINA COLLECTION UPHOLSTERED PANEL BEDS



Classic upholstered panel style with a modern, bouclé fabric is uniquely approachable and luxuriant at the same time. Storage bed drawers feature soft close access, giving a clean look to the design.

Nightstands feature dual port USB technology; two dressers include a velvet lined jewelry tray while another dresser and chest include a divided drawer. Beautiful form with lots of function.

- Made of American White Oak, White Oak Veneers and American Alder hardwoods.
- Cerused, Sand finish.
- Graphite finish drawer pulls.
- Full extension metal ball bearing drawer slides.
- Bed drawers feature soft close mechanism.
- English dovetail drawer construction.
- Mortise and tenon joinery for strength and stability.
- Dust bottom on all cases.
- Adjustable levelers.
- Chests and dressers include anti-tipping safety mechanism and tipping restraint to reduce the risk of tip-over.
- Products meet ASTM anti-tipping standards.

See the entire collection on pages 44-47

Shown above: 3313SAN 70"W Low Dresser and 3316SAN Rectangular Mirror, vertical wall mount in Sand finish.



Shown above: 3348SAN Queen Upholstered Panel Storage Bed, 3307SAN 2-Drawer Nightstand, 3311SAN 5-Drawer Chest, 3312SAN 60"W Dresser and 3316SAN Rectangular Mirror in Sand finish.



Shown above: 3359SAN Queen Poster Storage Bed, 3307SAN 2-Drawer Nightstand, 3311SAN 5-Drawer Chest, 3313SAN 70"W Low Dresser and 3316SAN Rectangular Mirror in Sand finish.



CATALINA COLLECTION POSTER BEDS



A stunning and intricate ray design of the headboard is the stand-out feature of this bed. The gracefully curved headboard and footboard are classic. The posts have an intriguing spiral design to complement the legs on the cases. Storage version features large drawers with full extension drawer slides and soft close mechanism ensuring a clean presentation.

- Made of American White Oak, White Oak Veneers and American Alder hardwoods.
- Cerused, Sand finish.
- Graphite finish drawer pulls.
- Full extension metal ball bearing drawer slides.
- Bed drawers feature soft close mechanism.
- English dovetail drawer construction.
- Mortise and tenon joinery for strength, stability.
- Dust bottoms on all cases.
- Adjustable levelers.
- Products meet ASTM anti-tipping standards.

See the entire collection on pages 44-47

Shown above: 3392SAN Sheepskin Arm Chair and 3318SAN Octagonal Mirror in Sand finish.



CATALINA COLLECTION SHEEPSKIN BEDS



The Catalina design exudes serenity and tranquility. The modern finish of two harmonious hues complement the grain of the American White Oak. Natural, one-of-a-kind, authentic, premium sheepskin adds warmth and beauty to this bed design. Sustainably sourced no dyes. Storage version features large drawers with full extension drawer slides and a soft close mechanism ensuring a clean presentation.

- Made of American White Oak, White Oak Veneers and American Alder hardwoods.
- Cerused, Sand finish.
- Graphite finish drawer pulls.
- Full extension metal ball bearing drawer slides.
- Bed drawers feature soft close mechanism.
- English dovetail drawer construction.

- Mortise and tenon joinery for strength, stability.
- Dust bottoms on all cases.
- Products meet ASTM anti-tipping standards.

See the entire collection on pages 44-47

Shown above: 3356SAN Queen Sheepskin Storage Bed, 3309SAN 2-Drawer Wide Nightstand, 3311SAN 5-Drawer Chest, 3314SAN 70"W Dresser, 3390SAN Sheepskin Bench, 3392SAN Sheepskin Arm Chair and 3316SAN Rectangular Mirror in Sand finish.



McKENZIE COLLECTION UPHOLSTERED PANEL BEDS

Glazed Antique Cherry	Java	Fieldstone	Pecan	Snowbound
GAC	JAV	FST	PEC	SN*

Simple, refined styling with the added benefit of upholstery and finish options to make it uniquely yours. Solid American Alder hardwood and Alder veneered wood panels are crafted into handsome, superb pieces of furniture. Beds available in storage, rail and headboard only options. Headboard only option is compatible with most Hollywood bed frames (adapter required).

- Made of sustainable American Alder hardwoods.
- English dovetail drawer construction.
- Full extension metal ball bearing drawer slides.
- Mortise and tenon joinery for strength and stability.
- Fitted backs for structural strength.
- Chests and dressers include anti-tipping safety mechanism and tipping restraint to reduce the risk of tip-over.

- Adjustable levelers.
- Products meet ASTM anti-tipping standards.

See the entire collection on pages 48-55

* Snowbound finish available on select beds.

Shown above: 2838SN/UPCGB Queen Upholstered Panel Storage Bed with Cloud Gray Boucle insert, 1100SN Small 3-Drawer Nightstand, 1180SN 6-Drawer Chest, 1131SN 8-Drawer Dresser and 1500SN Beveled Mirror in Snowbound finish.



McKENZIE COLLECTION CLASSIC BEDS

Glazed Antique Cherry	Java	Fieldstone	Pecan	Snowbound
GAC	JAV	FST	PEC	SN*

Timeless, transitional design combined with highly desirable features and quality construction create an enduring classic. Eased edges soften and refine the appearance throughout the collection. Spacious, solid wood drawers feature English dovetail construction on all four corners. Whisper-quiet, full extension metal ball bearing drawer slides provide effortless access to your belongings. Beds available in storage, rail and

headboard only options. Headboard only option is compatible with most Hollywood bed frames (adapter required).

- Made of sustainable American Alder hardwoods.
- English dovetail drawer construction.
- Full extension metal ball bearing drawer slides.
- Mortise and tenon joinery for strength and stability.

- Fitted backs for structural strength.
- Adjustable levelers.
- Products meet ASTM anti-tipping standards.

See the entire collection on pages 48-55

* Snowbound finish available on select beds.

Shown above: 2819FST Queen Classic Storage Bed, 1100FST Small 3-Drawer Nightstand, 1131FST 8-Drawer Dresser and 1500FST Beveled Mirror in Fieldstone finish.



Shown above: 2866PEC Queen Premier Storage Bed, 1101PEC 3-Drawer Nightstand and 1180PEC 6-Drawer Chest in Pecan finish.



McKENZIE COLLECTION PREMIER BEDS

Glazed Antique Cherry	Java	Fieldstone	Pecan
GAC	JAV	FST	PEC

Graceful, elegant charm resonates from the beautiful details of this design. Deeply raised panels on both the headboard and footboard are markers of refinement and attention to detail. Our high-quality furniture is built on a platform of American Alder hardwoods. Time-honored construction methods such as mortise and tenon joinery and English dovetail drawer construction ensure strength and longevity. Beds available in storage, rail and headboard only options. Headboard only option is compatible with most Hollywood bed frames (adapter required).

- Made of sustainable American Alder hardwoods.
- English dovetail drawer construction.
- Full extension metal ball bearing drawer slides.
- Mortise and tenon joinery for strength and stability.
- Fitted backs for structural strength.
- Adjustable levelers.
- Chests and dressers include anti-tip safety mechanisms to reduce the risk of tip-over.
- Product meets ASTM anti-tipping standards.

See the entire collection on pages 48-55

Shown above: 1128PEC 10-Drawer Dresser and 1505PEC Rectangular Mirror in Pecan finish.



McKENZIE COLLECTION GRAND BEDS



Traditional beauty on a perfectly grand scale. Discover the impressive crown molding accented with a classic dental detail. The design is perfected with exquisite raised panels accentuated with intricate trim work. Impressive in scale, its' beauty can fill a room with a feeling of grandeur. Beds available in storage, rail and headboard only options. Headboard only option is compatible with most Hollywood bed frames (adapter required).

- Made of sustainable American Alder hardwoods.
- English dovetail drawer construction.
- Full extension metal ball bearing drawer slides.
- Mortise and tenon joinery for strength and stability.
- Fitted backs for structural strength.
- Adjustable levelers.
- Product meets ASTM anti-tipping standards.

- Chests and dressers include anti-tip safety mechanisms to reduce the risk of tip-over.

See the entire collection on pages 48-55

Shown above: 2883GAC King Grand Storage Bed, 1102GAC 3-Drawer Wide Nightstand, 1180GAC 6-Drawer Chest, 1183GAC 75"W Master Dresser and 1505GAC Rectangular Mirror in Glazed Antique Cherry finish.



Shown above: 2843JAV Queen Classic Bookcase Bed and 1374JAV Bookcase Piers two-pack in Java finish.



McKENZIE COLLECTION CLASSIC BOOKCASE BEDS

Glazed Antique Cherry	Java	Fieldstone	Pecan
GAC	JAV	FST	PEC

The ultimate in functional storage space, beauty and quality. The headboard features large cubbies; one accessorized with a built-in power strip with USB ports. The Queen features three cubbies while the King features four. As an added bonus, the hinged door opens to reveal a large concealed storage area, which has removable shelves to another storage opportunity below. Good for extra pillows, blankets or items to tuck away. The King headboard has a split design construction for easier delivery to homes with narrow hallways, stairs or elevators.

Enhance the bed with coordinating Bookcase Piers. Each pier is notch cut left or right neatly matching up with the headboard. Beds available in storage, rail and headboard only options. Headboard only option is compatible with most Hollywood bed frames (adapter required)

- Made of sustainable American Alder hardwoods.
- English dovetail drawer construction.
- Full extension metal ball bearing drawer slides.
- Mortise and tenon joinery for strength and stability.
- Fitted backs for structural strength.
- Adjustable levelers.
- Products meet ASTM anti-tipping standards.

See the entire collection on pages 48-55

Shown above: 1181JAV 11-Drawer Chest in Java finish.



ELLISON COLLECTION PANEL BEDS

Astoria Sky

AST

A perfect fusion of contemporary grace and urban elegance emanates from the stylish design of this collection. The subtle contrasting colors of the Astoria Sky finish are beautiful. The exquisitely crafted Ellison boasts English dovetail drawer construction and full extension metal ball bearing drawer slides for easy access to the spacious drawers. A precisely engineered 45-degree miter face frame seamlessly surrounds spacious inset drawers. Antique Pewter drawer pulls add an appealing accent.

- Made of sustainable American Alder hardwoods.
- Antique Pewter drawer pulls.
- Full extension metal ball bearing drawer slides.
- English dovetail drawer construction.
- Fluted wood dowel and slip miter joinery for strength and stability.
- Dust bottoms on all cases
- Adjustable levelers.

- Chests and dressers include anti-tipping safety mechanism and tipping restraint to reduce the risk of tip-over.
- Products meet ASTM anti-tipping standards.

See the entire collection on pages 56-59

Shown above: 2218AST Queen Panel Storage Bed, 2116AST 3-Drawer Nightstand, 2137AST 60"W Dresser and 2171AST Rectangular Mirror in Astoria Sky finish.



Shown above: 2235AST Queen Adjustable Storage Bed, 2115AST Small 3-Drawer Nightstand and 2143AST 6-Drawer Chest in Astoria Sky finish.



ELLISON COLLECTION ADJUSTABLE BEDS

Astoria Sky

AST

The Adjustable Bed has a slightly reclining headboard with height adjustability built in. This unique feature can adjust in five different positions to fit different mattress heights, from 11"-16" and can add a comfort factor too. The headboard height has a 5-1/4" range of adjustability, from 46-1/8"-51-3/8"H.

The lower profile deck height of 13" is ideal for a sophisticated and modern setting.


- Made of sustainable American Alder hardwoods.
- Antique Pewter drawer pulls.
- Full extension metal ball bearing drawer slides.
- English dovetail drawer construction.
- Adjustable headboard has five height settings for comfort and various mattress heights.
- Range is 46-1/8"-51-3/8"H and fits 11"-16" mattresses.
- Products meet ASTM anti-tipping standards.

See the entire collection on pages 56-59

Shown above: Top: Headboard High Position 1. Bottom: Headboard Low Position 5 in Astoria Sky finish.



ADDISON COLLECTION PANEL BEDS



This collection was inspired by mid-century styling, yet has a dramatic flair all its own. The remarkable two-tone combination of American Alder and Black Walnut hardwoods is stunning. Complementing this beautiful blend are bold design choices that set this group apart. A precisely engineered 45-degree miter face frame seamlessly surrounds spacious inset drawers. Coved drawer fronts exude solid wood and feature solid Black Walnut drawer pulls that stand out perfectly.

- Made of sustainable American Alder and Black Walnut veneered hardwoods.
- Solid Black Walnut drawer pulls.
- Full extension metal ball bearing drawer slides.
- English dovetail drawer construction.
- Fluted wood dowel and slip miter joinery for strength and stability.
- Fitted backs for structural strength.
- Dust bottoms on all cases.
- Adjustable levelers.
- Chests and dressers include an anti-tip safety mechanism and tipping restraint to reduce the risk of furniture tip-over.
- Products meet ASTM anti-tipping standards.

See the entire collection on pages 60-67

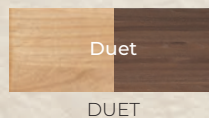
Shown above: 2018DUET Queen Panel Storage Bed and 1116DUET 3-Drawer Nightstand in Duet finish.



Shown above: 2018DUET Queen Panel Storage Bed, 1116DUET 3-Drawer Nightstand, 1239DUET 70\"/>



ADDISON COLLECTION ADJUSTABLE BEDS



The Adjustable Bed has a slightly reclining headboard with height adjustability built in. This unique feature can adjust to fit different mattress heights, from 11"-16" and can add a comfort factor too. The headboard height has a 5-1/4" range of adjustability, from 46-1/8"-51-3/8"H.

The lower profile deck height of 13" is ideal for a modern, sophisticated setting.

- Made of sustainable American Alder and Black Walnut veneered hardwoods.
- Solid Black Walnut drawer pulls.
- Full extension metal ball bearing drawer slides.
- English dovetail drawer construction.
- Adjustable headboard has five height settings for comfort and various mattress heights.


- Range is 46-1/8"-51-3/8"H and fits 11"-16" mattresses.
- Products meet ASTM anti-tipping standards.

See the entire collection on pages 60-67

Shown above: 2035DUET Queen Adjustable Storage Bed, 1115DUET Small 3-Drawer Nightstand, 1143DUET 6-Drawer Chest, 1237DUET 60"W Dresser and 1670DUET Beveled Mirror in Duet finish.



ADDISON COLLECTION BOOKCASE BEDS



Addison's Bookcase Storage Bed is the ultimate space-saver. The headboard features three large cubbies, fixed shelves and a dual port USB in the center. The sliding doors on a high quality door track for easy, quiet operation. The side cubbies have hinged bottoms to access additional storage below. Six spacious drawers on full extension metal ball bearing drawer slides boosts overall storage capacity. The headboard is available separately and designed to be compatible with most Hollywood bed frames. Made with sustainable American Alder and Black Walnut veneered hardwoods.

- Full extension metal ball bearing drawer slides.
- English dovetail drawer construction.
- Fluted wood dowel and slip miter joinery for strength and stability.
- Fitted back for structural strength.
- Soft-close sliding doors on the headboard.
- Side cubbies have hinged shelves to access concealed storage.
- Solid Black Walnut drawer pulls.
- Tapered sides.
- Dust bottoms on all cases.
- Adjustable levelers on the nightstand.
- Products meet ASTM anti-tipping standards.

See the entire collection on pages 60-67

Shown above: 1117DUET 2-Drawer Nightstand with tapered sides and 3838DUET Queen Bookcase Storage Bed.



Shown above: 3838DUET Queen Bookcase Storage Bed, 1117DUET 2-Drawer Nightstand and 1143DUET 6-Drawer Chest.



Shown above: 3810DUET Queen Black Walnut Adjustable Headboard Platform Bed, 1114DUET 1-Drawer Nightstand, 1143DUET 6-Drawer Chest and 1238DUET 70"W Low Dresser in Duet finish.
Shown above right: 3800DUET Queen Adjustable Headboard Platform Bed, 1114DUET 1-Drawer Nightstand and 1143DUET 6-Drawer Chest in Duet finish.



ADDISON COLLECTION PLATFORM BEDS



DUET

Two Addison beds are a platform of perfection: beautiful, solid American Alder and Black Walnut veneered hardwoods and splayed legs with superb engineering for strength and durability.

The Addison Adjustable Headboard Platform Bed features a mitered solid Alder frame surrounding Black Walnut veneer. The headboard height has 3-3/4" of adjustability, from 42-1/4"–46"H.

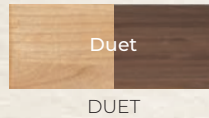
The Addison Black Walnut Adjustable Headboard Platform Bed uses Black Walnut veneer. The frameless look creates a floating headboard aesthetic. The headboard height has 3-3/4" of adjustability, from 39-3/8"–43-1/8"H.

- Made of sustainable American Alder and Black Walnut veneered hardwoods.
- Platform surround is 2-1/2"W x 2-1/4"H book matched solid Alder hardwood.
- Four steel channels connect the two platform halves. Metal bolt and insert nut attachment ensure strength and rigidity of the platform and aid in easy assembly.
- Headboard features four height adjustments and steel bracket attachments.
- Leg assemblies are strengthened with a four-sided steel box bolted to the platform. High-density wool felt glide insert protects flooring and eliminates wear. A fifth center leg ensures stability.
- Designed to hold up to 850 lbs.
- Products meet ASTM anti-tipping standards.

See the entire collection on pages 60-67



ADDI OCCASIONAL, ETC.



Beautiful mixed materials enhanced with a fluid, contemporary shape. Splayed legs are a signature element of this collection. The cleverly designed Low Cocktail End Table can nest with the Low Cocktail Table, generating harmony between pieces or separate them for a more traditional configuration.

The angled shape of the Sidekick Table looks modern and the foot fits under most sofas and chairs. The large surface can be a convenient workspace or occasional table.

Addi Occasional combines simplicity and beauty for today's modern settings.

- Made of sustainable American Alder and Black Walnut veneered hardwoods.
- Easy to assemble.

See entire collection on page 68



Shown above: 3529DUET Sidekick Table in Duet finish.


Shown above: 3537DUET Low Cocktail Table and 3536DUET Low Cocktail End Table in Duet finish.



Shown above: 3529DUET Sidekick Table, 3524DUET Lift-Top Coffee Table, 2098DUET 72"H Bookcase with Doors and 3523DUET End Table in Duet finish.



ADDISON COLLECTION LIVING & MEDIA



Streamlined, sleek, mid-century design includes many functional storage features. Items are adaptable to suit a variety of practical or formal purposes.

- Made of sustainable American Alder and Black Walnut veneered hardwoods.
- Full extension metal ball bearing drawer slides.
- English dovetail drawer construction.
- Fluted wood dowel and slip miter joinery adds strength and stability.

See entire collection on page 69

Shown above: 3524DUET Lift-Top Coffee Table - Open - in Duet finish.



Shown above: 3501GAC End Table, 2081GAC 54"W Sound Bar Media Console, 3505GAC Lift-Top Coffee Table, 3503GAC Sofa Table and 3497GAC Accent Table in Glazed Antique Cherry finish.



McKENZIE COLLECTION LIVING & MEDIA

Glazed
Antique
Cherry

GAC

Java

JAV

Pecan

PEC

Coordinating occasional tables and media pieces create a combination of attractive functionality and storage that will fit your vision for a beautiful living or entertainment room. Made from solid American Alder and Alder veneered wood panels, these pieces will be in your family for generations. Large drawers offer convenient storage for everyday items as well as media components. English dovetail drawer construction with full extension ball bearing drawer slides ensure smooth and whisper-quiet use.

- Made of sustainable American Alder hardwoods.
- English dovetail drawer construction.
- Full extension metal ball bearing drawer slides.
- Large drawers for CD, DVD and media controller storage.
- Mortise and tenon joinery for strength.
- Fitted backs for structural strength and stability.
- Includes adjustable levelers.

See the entire collection on pages 70-71

Shown top: 3512GAC 40" Round Cocktail Table and 2082GAC 64"W Sound Bar Media Console in Glazed Antique Cherry finish.
Shown above: Passive ventilation; shelf, bottom and removable back.



McKENZIE COLLECTION HOME OFFICE

Glazed Antique Cherry	Java	Pecan
GAC	JAV	PEC

Timeless design that easily integrates modern technology defines our McKenzie Home Office Collection. Each piece functions equally well, whether used in the traditional manner or paired with modern electronics. Classic beauty and Old World quality combine with features such as full extension metal ball bearing drawer slides, English dovetail drawer construction, spacious work surfaces and strategically placed storage to create the ideal home office pieces. Made from solid American Alder and Alder veneered hardwoods, these items are built to last.

- Glazed Antique Cherry, Java or Pecan finish.
- Made of sustainable American Alder hardwoods.
- Cases are fully assembled.
- Desk legs attach with hex bolts.
- English dovetail drawer construction.
- Full extension metal ball bearing drawer slides.
- Select desks feature one or two pull-out work surfaces.
- File drawers accommodate legal and letter files.
- Center desk drawer can function as a drop down keyboard tray.
- Mortise and tenon joinery for strength.
- Includes adjustable levelers.

See the entire collection on page 72-73

Shown above: 2400GAC 3-Drawer Desk, 688GAC Hawthorne Office Chair and 1547GAC 36"W x 84"H Bookcase with Doors in Glazed Antique Cherry finish.



Shown above: 2401GAC 4-Drawer Desk, 688GAC Hawthorne Office Chair and 1547GAC 36"W x 84"H Bookcase with Doors in Glazed Antique Cherry finish.







McKENZIE COLLECTION BOOKCASES

This collection of bookcases is classically designed. Solid American Alder and Red Birch wood panels ensure beauty, strength and durability that last a lifetime. The corner connector accessory, available separately, connects two bookcases of the same height allowing for a finished look and maximum use of space.




- Constructed from solid, sustainable American Alder and Red Birch hardwoods.
- Made in the U.S.A. of domestic and imported parts.
- Dowel and pocket screw construction for strength and durability.
- Fitted backs for structural strength.
- Adjustable solid wood shelves are strong and sturdy.
- Adjustable levelers on all units.
- Units 60"H or taller and cabinets include a tipping restraint that is pre-attached.
- All 72" and 84" high units feature fixed center shelves for stability.
- Doors attached to the 72"H and 84"H Bookcases, Cabinets and Center Wall Unit feature adjustable soft-close hinges.
- Hutches include mounting hardware for the Cabinets.
- Hutches have cord cutouts in the back.
- Stains are hand-applied by our artisans in a multi-step process. Finishes resist most liquids and heat for up to 24 hours.
- Paint palette is Sherwin-Williams®. Please obtain samples from your nearest authorized dealer.

See the entire collection on pages 74-77

Stain ~ Hardware

 GAC Glazed Antique Cherry ~ Tuscan Bronze	 FST Fieldstone ~ Antiqued Pewter	 HAZ Hazelnut ~ Tuscan Bronze
 JAV Java ~ Antiqued Pewter	 PEC Pecan ~ Antiqued Pewter	 NA Natural Alder ~ Tuscan Bronze

Paint ~ Hardware

 SN Snowbound SW 7004 ~ Antiqued Pewter	
 TB Tricorn Black SW 6258 ~ Antiqued Pewter	


Two-Tone:
Select
Sherwin-Williams®
paint and Natural
Alder finish.



Shown above: 1625SNN(FR)/1626SNN(FR) Cabinet & Hutch, 1625SNN(FB)/1626SNN(FB), 1625SNN(FL)/1626SNN(FL) Painted; Snowbound SW 7004 and Natural Alder Two-Tone finish.




CATALINA UPHOLSTERED PANEL BEDS



SAN



CATALINA POSTER BEDS



SAN

Rail Beds Queen • King • Cal-King



**Queen Upholstered Panel Bed
#3327** (shown in SAN)
**King Upholstered Panel Bed
#3330** (not shown)
83-1/8\"W
**Cal-King Upholstered Panel Bed
#3333** (not shown)
78-7/8\"W x 90-1/4\"L x 54\"H

Storage Beds Queen • King • Cal-King



**Queen Upholstered Panel Storage Bed
#3348** (shown in SAN)
Platform: 60-3/4\"W x 81-1/2\"L
• Six spacious drawers feature soft-close mechanism.
**King Upholstered Panel Storage Bed
#3351** (not shown)
83-1/8\"W • Platform: 76-3/4\"W x 81-1/2\"L
• Six spacious drawers feature soft-close mechanism.
**Cal-King Upholstered Panel Storage Bed
#3353** (not shown)
78-7/8\"W x 90-1/4\"L x 54\"H
Platform: 72-3/8\"W x 85-1/2\"L
• Six spacious drawers feature soft-close mechanism.
Recommended mattress: 9\" - 12\"H

Avalon Upholstery
• 100% Recycled Polyester.
• Formaldehyde Free.
• 100,000 durability rating.
• Fabric is certified with OEKO-TEX® STANDARD 100.
• Cleaning code W

Rail Beds Queen • King



**Queen Poster Bed
#3342** (shown in SAN)
Footboard: 30-1/2\"H & 54-1/8\"H
**King Poster Bed
#3344** (not shown)
81-1/4\"W x 87-3/4\"L x 65-1/2\"H & 70-1/2\"H
Footboard: 30-1/2\" & 54-1/8\"

Storage Beds Queen • King



**Queen Poster Storage Bed
#3359** (shown in SAN)
Platform: 60-3/4\"W x 81-1/2\"L
Footboard: 30-1/2\"H & 54-1/8\"H
• Six spacious drawers feature soft-close mechanism.
**King Poster Storage Bed
#3360** (not shown)
81-1/4\"W x 87-3/4\"L x 65-1/2\"H & 70-1/2\"H
Platform: 76-3/4\" x 81-1/2\"L
Footboard: 30-1/2\"H & 54-1/8\"H
• Six spacious drawers feature soft-close mechanism.
Recommended mattress: 9\" - 12\"H

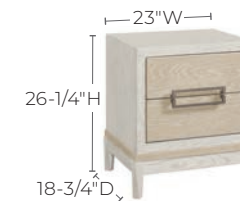
Ray Veneer Detail
• Headboard is highlighted with an intricate ray veneer pattern.

Shown above: 3348SAN Queen Upholstered Panel Storage Bed, 3307SAN 2-Drawer Nightstand, 3311SAN 5-Drawer Chest, 3312SAN 60\"W Dresser and 3316SAN Rectangular Mirror in Sand finish.

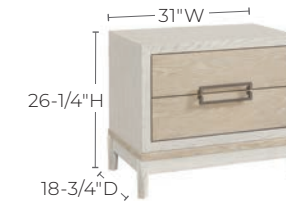
Shown above: 3359SAN Queen Poster Storage Bed, 3307SAN 2-Drawer Nightstand, 3311SAN 5-Drawer Chest, 3313SAN 70\"W Low Dresser and 3316SAN Rectangular Mirror in Sand finish.



CATALINA BEDROOM COLLECTION



**2-Drawer Nightstand
#3307** (shown in SAN)
Features attached dual port USB.



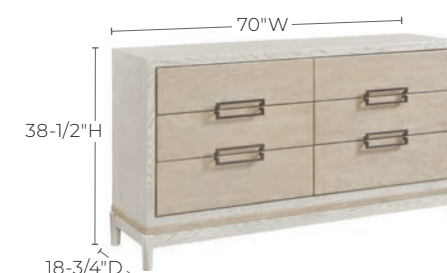
**2-Drawer Wide Nightstand
#3309** (shown in SAN)
Features attached dual port USB.



**5-Drawer Chest
#3311** (shown in SAN)
Features split top drawer.



60\"/>



70\"/>

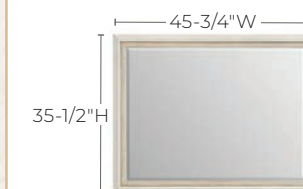


70\"/>

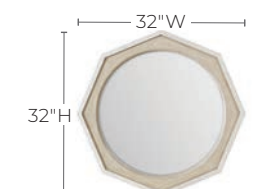


**Sheepskin Arm Chair
#3392** (shown in SAN)
Seat: 21\"/>

**Sheepskin Bench
#3390** (shown in SAN)




**Rectangular Mirror
#3316** (shown in SAN)
Mounts horizontally on dressers:
3312, 3313 & 3314. Wall mount
horizontally or vertically.



**Octagonal Mirror
#3318** (shown in SAN)
Mounts on the wall.

CATALINA SHEEPSKIN BEDS



SAN

Rail Beds Queen • King



**Queen Sheepskin Bed
#3336** (shown in SAN)
Wall Depth: 11-1/4\"/>

**King Sheepskin Bed
#3338** (not shown)
80-1/2\"/>

Storage Beds Queen • King



**Queen Sheepskin Storage Bed
#3356** (shown in SAN)
Platform: 60-3/4\"/>

**King Sheepskin Storage Bed
#3357** (not shown)
80-1/2\"/>

Recommended mattress: 9\"/>

Authentic Sheepskin Upholstery

- 100% Natural Ivory Sheepskin.
- Wool is hypoallergenic.
- Wool fibers contain a natural oil that resists dirt and grease.
- Wool fibers bend and recover their shape naturally.
- Wool fiber is flame retardant up to 1000°F.
- Wool is sustainable.
- For more details visit www.fibrebyauskin.com

Shown above: 3356SAN Queen Sheepskin Storage Bed, 3309SAN 2-Drawer Wide Nightstand, 3311SAN 5-Drawer Chest, 3314SAN 70\"/>

Shown above: 3313SAN 70\"/>



Upholstery Options	
Cream Bouclé UPCB	Taupe Square Stitch UPTS
Avalon Bouclé UPAB	Dusty Rose Diamond Quilt UPDRD
Cloud Gray Bouclé UPCGB	Olive Gray Square Stitch UPOGS
Blue Steel Diamond Quilt UPBSD	Indigo Square Stitch UPIS
Cracked Pepper Square Stitch UPCPS	Black Diamond Quilt UPBD



McKENZIE UPHOLSTERED PANEL BEDS



Rail Beds
Queen • King

Queen Upholstered Panel Bed
#2828 (shown in PEC)

King Upholstered Panel Bed
#2831 (not shown)
80"W

Storage Beds
Queen • King

Queen Upholstered Storage Bed
#2838 (shown in PEC)
Platform: 60-3/4"W x 81"L
• Six spacious drawers.

King Upholstered Storage Bed
#2839 (not shown)
80"W • Platform: 76-3/4"W x 81"L
• Six spacious drawers.

Recommended mattress: 9" - 12"H

Headboards
Queen • King

Queen Upholstered Panel Headboard
#2826 (shown in PEC)
64"W x 3"D x 50-1/2"H

King Upholstered Panel Headboard
#2827 (not shown)
80"W x 3"D x 50-1/2"H

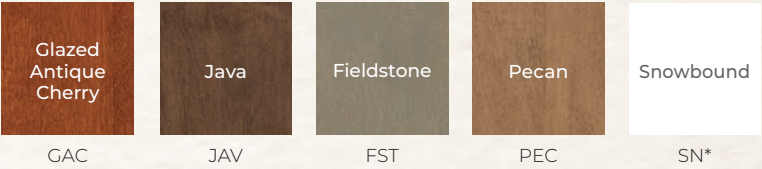
Hollywood Frame Adapter
#2800
(required/ not shown)
includes predrilled wood blocks for Hollywood Frame attachment.

Select upholstery options from above.

Shown above: 2838PEC/UPTS Queen Upholstered Panel Storage Bed with Taupe Square Stitch insert, 1101PEC 3-Drawer Nightstand and 1180PEC 6 -Drawer Chest in Pecan finish.

* Snowbound finish limited to select beds.

McKENZIE CLASSIC BEDS



Rail Beds
Queen • King

Queen Classic Bed
#2805 (shown in FST)

King Classic Bed
#2809 (not shown)
82-1/2"W

Storage Beds
Queen • King

Queen Classic Storage Bed
#2819 (shown in FST)
Platform: 60-3/4"W x 82-1/2"L
• Six spacious drawers.

King Classic Storage Bed
#2821 (not shown)
82-1/2"W • Platform: 76-3/4"W x 82-1/2"L
• Six spacious drawers.

Recommended mattress: 9" - 12"H

Headboards
Queen • King

Queen Classic Headboard
#2806 (shown in FST)
66-1/2"W x 3-3/4"D x 50-1/2"H

King Classic Headboard
#2810
82-1/2"W x 3-3/4"D x 50-1/2"H

Hollywood Frame Adapter
#2800
(required/ not shown)
includes predrilled wood blocks for Hollywood Frame attachment.

Shown above: 2819FST Queen Classic Storage Bed, 1100FST Small 3-Drawer Nightstand, 1131FST 8-Drawer Dresser and 1500FST Beveled Mirror in Fieldstone finish.

* Snowbound finish limited to select beds.



McKENZIE PREMIER BEDS



McKENZIE GRAND BEDS



Rail Beds Queen • King • Cal-King



Queen Premier Bed
#2856 (shown in PEC)

King Premier Bed
#2859 (not shown)
82-3/4\"W

Cal-King Premier Bed
#2862 (not shown)
78-1/2\"W x 91-3/4\"L

Storage Beds Queen • King • Cal-King



Queen Premier Storage Bed
#2866 (shown in PEC)
Platform: 60-3/4\"W x 81-3/4\"L
• Six spacious drawers.

King Premier Storage Bed
#2867 (not shown)
82-3/4\"W • Platform: 76-3/4\"W x 81-3/4\"L
• Six spacious drawers.

Cal-King Premier Storage Bed
#2868 (not shown)
78-1/2\"W x 90\"L • Platform: 72-1/2\"W x 85\"L
• Six spacious drawers.

Recommended mattress: 9\" - 12\"H

Headboards Queen • King • Cal-King



Queen Premier
Headboard
#2857 (shown in PEC)
66-3/4\"W x 4\"D x 58\"H

King Premier
Headboard
#2860 (not shown)
82-3/4\"W x 4\"D x 58\"H

Cal-King Premier
Headboard
#2863 (not shown)
78-1/2\"W x 4\"D x 58\"H

Hollywood
Frame Adapter
#2800
(required/ not shown)
includes predrilled
wood blocks for
Hollywood Frame
attachment.

Rail Beds Queen • King



Queen Grand Bed
#2872 (shown in GAC)

King Grand Bed
#2875 (not shown)
85-3/4\"W

Storage Beds Queen • King



Queen Grand Storage Bed
#2882 (shown in GAC)
Platform: 60-3/4\"W x 81-3/4\"L
• Six spacious drawers.

King Grand Storage Bed
#2883 (not shown)
85-3/4\"W • Platform: 76-3/4\"W x 81-3/4\"L
• Six spacious drawers.

Recommended mattress: 9\" - 12\"H

Headboards Queen • King



Queen Grand
Headboard
#2873 (shown in GAC)
69-3/4\"W x 5-1/2\"D x
64\"H

King Grand
Headboard
#2876 (not shown)
85-3/4\"W x 5-1/2\"D x
64\"H


Hollywood
Frame Adapter
#2800
(required/ not shown)
includes predrilled
wood blocks for
Hollywood Frame
attachment.

Shown above: 2866PEC Queen Premier Storage Bed, 1101PEC 3-Drawer Nightstand, 1128PEC 10-Drawer Dresser, 1505PEC Rectangular Mirror and 1180PEC 6-Drawer Chest in Pecan finish.

Shown above: 2883GAC King Grand Storage Bed, 1102GAC 3-Drawer Wide Nightstand, 1183GAC 75\"W Master Dresser, 1505GAC Rectangular Mirror and 1180GAC 6-Drawer Chest in Glazed Antique Cherry finish.



McKENZIE CLASSIC BOOKCASE BEDS



Rail Beds Queen • King



Queen Classic Bookcase Bed #2843 (shown in JAV)

King Classic Bookcase Bed #2845 (not shown) 82-1/2"W

Storage Beds Queen • King



Queen Classic Bookcase Storage Bed #2850 (shown in JAV) Platform: 60-3/4"W x 82"L • Six spacious drawers.

King Classic Bookcase Storage Bed #2851 (not shown) 82-1/2"W • Platform: 76-3/4"W x 82"L • Six spacious drawers. Maximum mattress: 12"H



Headboard Detail Cord access holes plus an attached power strip that includes two USB ports.



Queen Classic Bookcase Headboard #2844 (shown in JAV) Compatible with most Hollywood bed frames.



King Classic Bookcase Headboard #2846 (shown in JAV) Compatible with most Hollywood bed frames.



Bookcase Piers two-pack #1374 (shown in JAV) Notch cut left and right to match up with headboards. Features two adjustable shelves and cord access holes.



King Classic Bookcase Headboard Design Features

- 1 King headboard split design construction for easier delivery to homes with narrow hallways, stairs or elevators.
- 2 Cord access holes plus an attached power strip that includes two USB ports.
- 3 Hinged door, with safety door-stay, opens to reveal large concealed storage areas.
- 4 Concealed storage areas have removable shelves to storage area below.
- 5 All bookcase headboard sizes are compatible with most Hollywood bed frames.



Shown above: 2843JAV Queen Classic Bookcase Bed, 1374JAV Bookcase Piers Two-Pack and 1181JAV 11-Drawer Chest in Java finish.

Shown above: Detail of 2843JAV Queen Classic Bookcase Bed, 1374JAV Bookcase Piers Two-Pack in Java finish.



McKENZIE BEDROOM COLLECTION



Shown above: 2819GAC Queen Classic Storage Bed, 1100GAC Small 3-Drawer Nightstand, 1180GAC 6-Drawer Chest, 1131GAC 8-Drawer Dresser and 1500GAC Beveled Mirror in Glazed Antique Cherry finish.

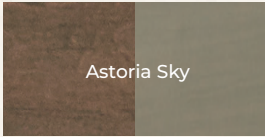
* Snowbound finish limited to select beds.



Shown above: 1183GAC 75\"W Master Dresser jewelry trays in Glazed Antique Cherry finish.



ELLISON PANEL BEDS



AST

ELLISON ADJUSTABLE STORAGE BEDS



AST

Rail Beds Queen • King



Queen Panel Bed #2210 (shown in AST)

**King Panel Bed
#2213 (not shown)**
81-1/2\"W

Storage Beds Queen • King • Cal-King



Queen Panel Storage Bed #2218 (shown in AST)

Platform: 60-3/4\"W x 80-1/2\"L
• Six spacious drawers.

King Panel Storage Bed #2222 (not shown)

81-1/2\"W • Platform: 76-3/4\"W x 80-1/2\"L
• Six spacious drawers.

Cal-King Panel Storage Bed #2225 (not shown)

77-1/4\"W x 87-1/2\"L x 50\"H
Platform: 72-1/4\"W x 83-3/4\"L
• Six spacious drawers.

Recommended mattress: 9\" - 12\"H



Headboard Detail

- Headboard is highlighted with a geometric pattern evoking a contemporary Craftsman style.
- Subtle contrasting colors of the Astoria Sky finish are beautiful.

Storage Beds Queen • King



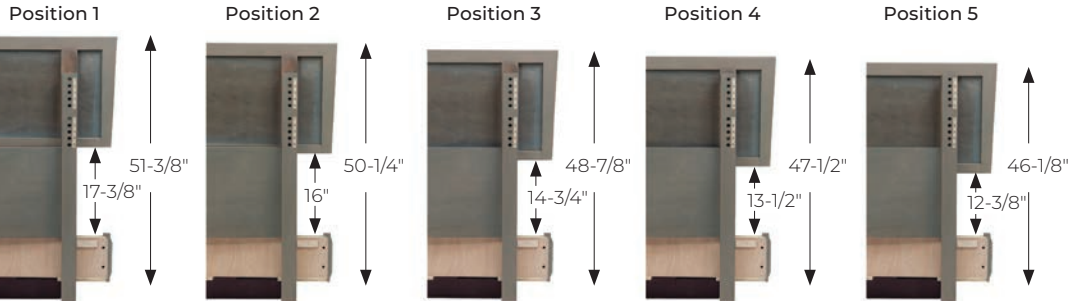
Queen Adjustable Storage Bed #2235 (shown in AST)

Platform: 60-3/4\"W x 80-1/2\"L
• Six spacious drawers.

King Adjustable Storage Bed #2237 (not shown)

79-3/4\"W
Platform: 76-3/4\"W x 80-1/2\"L
• Six spacious drawers.

Recommended mattress: 11\" - 16\"H



Headboard adjusts to accommodate various mattress heights. Please verify compatibility.



Adjustable Headboard Heights

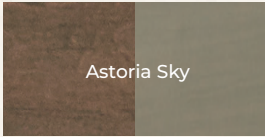
Shown above:
Top: Headboard High Position 1.
Bottom: Headboard Low Position 5.
Total headboard height adjustment: 5-1/4"

Shown above: 2218AST Queen Panel Storage Bed, 2116AST 3-Drawer Nightstand, 2137AST 60\"W Dresser and 2171AST Rectangular Mirror in Astoria Sky finish.

Shown above: 2235AST Queen Adjustable Storage Bed, 2115AST Small 3-Drawer Nightstand, 2143AST 6-Drawer Chest and 2136AST 50\"W Dresser in Astoria Sky finish.



ELLISON BEDROOM COLLECTION



AST



Small 3-Drawer Nightstand
#2115 (shown in AST)
 Features attached dual port USB.



3-Drawer Nightstand
#2116 (shown in AST)
 Features attached dual port USB.



6-Drawer Chest
#2143 (shown in AST)



50\"/>



60\"/>


Shown above: 2218AST Queen Panel Storage Bed, 2115AST Small 3-Drawer Nightstand, 2143AST 6-Drawer Chest and 2136AST 50\"/>



70\"/>



70\"/>
 One drawer with two velvet lined jewelry trays.



Rectangular Mirror
#2171 (shown in AST)
 Mounts horizontally on select dressers: 2137, 2138 & 2139.
 Mounts vertically on select dresser: 2136.
 Mounts horizontally or vertically on the wall.




Detail of two jewelry trays.



Shown above: 2235AST Queen Adjustable Storage Bed, 2116AST 3-Drawer Nightstand, 2143AST 6-Drawer Chest, 2139AST 70\"/>




ADDISON PANEL BEDS



DUET

ADDISON ADJUSTABLE STORAGE BEDS



DUET

Rail Beds
Queen • King

Queen Panel Bed
#2010 (shown in DUET)

King Panel Bed
#2013 (not shown)
81-1/2"W

Storage Beds
Full • Queen • King • Cal-King

Full Panel Storage Bed
#1995 (not shown)
59-1/2"W x 79-1/2"L
Platform: 54-5/8"W x 76"L
• Six spacious drawers.

Queen Panel Storage Bed
#2018 (shown in DUET)
Platform: 60-3/4"W x 80-1/2"L
• Six spacious drawers.

King Panel Storage Bed
#2022 (not shown)
81-1/2"W
Platform: 76-3/4"W x 80-1/2"L
• Six spacious drawers.

Cal-King Panel Storage Bed
#2025 (not shown)
77-1/4"W x 87-1/2"L x 50"H
Platform: 72-1/4"W x 83-3/4"L
• Six spacious drawers.

Recommended mattress: 9" - 12"H

Headboard Detail

- A remarkable combination of American Alder and Black Walnut hardwoods.
- Miter cut joints add a woodworker's finishing touch.

Storage Beds
Queen • King

Queen Adjustable Storage Bed
#2035 (shown in DUET)
Platform: 60-3/4"W x 80-1/2"L
• Six spacious drawers.

King Adjustable Storage Bed
#2037 (not shown)
79-3/4"W
Platform: 76-3/4"W x 80-1/2"L
• Six spacious drawers.

Recommended mattress: 11" - 16"H

Adjustable Headboard Heights


Shown above:
Top: Headboard High Position 1.
Bottom: Headboard Low Position 5.
Total headboard height adjustment: 5-1/4"

Shown above: 2018DUET Queen Panel Storage Bed, 1116DUET 3-Drawer Nightstand, 1239DUET 70"W Dresser and 1671DUET Rectangular Mirror in Duet finish.

Shown above: 2035DUET Queen Adjustable Storage Bed, 1115DUET Small 3-Drawer Nightstand, 1143DUET 6-Drawer Chest, 1237DUET 60"W Dresser and 1670DUET Beveled Mirror in Duet finish.




ADDISON ADJUSTABLE PLATFORM BEDS



DUET



ADDISON BLACK WALNUT ADJUSTABLE PLATFORM BEDS



DUET

Platform Beds Queen • King

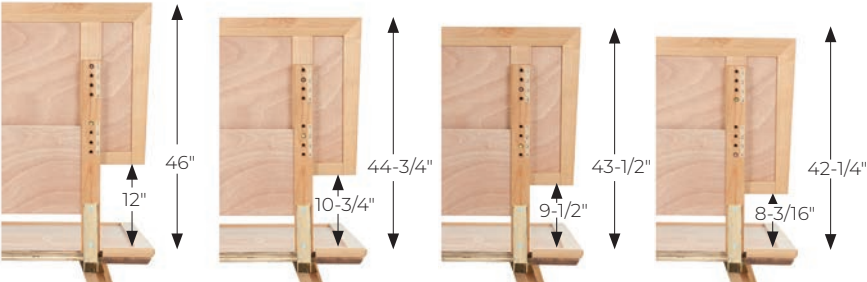


Queen Adjustable Headboard Platform Bed #3800 (shown in DUET)
Platform: 60-1/2\"W x 80-1/2\"L

King Adjustable Headboard Platform Bed #3804 (not shown)
81-3/4\"W
Platform: 76-1/2\"W x 80-1/2\"L

Headboards adjust to accommodate various mattress heights. Please verify for compatibility.

Position 1 Position 2 Position 3 Position 4



Headboard adjusts to accommodate various mattress heights. Please verify compatibility.



Adjustable Headboard Features

- Total headboard height adjustment: 3-3/4"
- Leg assemblies are strengthened with a four-sided steel box bolted to the platform. High-density wool felt glide insert protects flooring and eliminates wear. A fifth center leg ensures stability.
- Designed to hold up to 850 lbs.

Platform Beds Queen • King

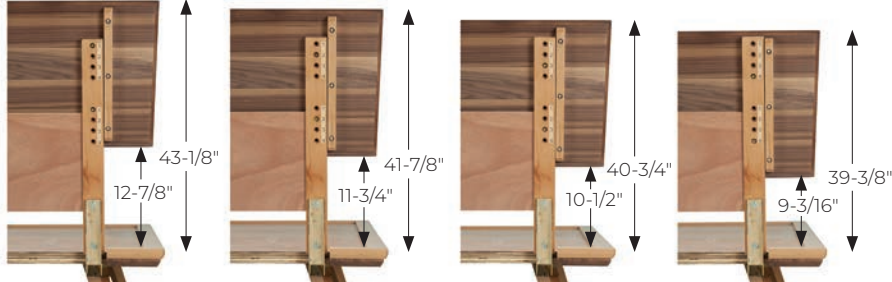


Queen Black Walnut Adjustable Headboard Platform Bed #3810 (shown in DUET)
Platform: 60-1/2\"W x 80-1/2\"L

King Black Walnut Adjustable Headboard Platform Bed #3812 (not shown)
81-3/4\"W
Platform: 76-1/2\"W x 80-1/2\"L

Headboards adjust to accommodate various mattress heights. Please verify for compatibility.

Position 1 Position 2 Position 3 Position 4



Headboard adjusts to accommodate various mattress heights. Please verify compatibility.



Adjustable Headboard Features


- Total headboard height adjustment: 3-3/4"
- Leg assemblies are strengthened with a four-sided steel box bolted to the platform. High-density wool felt glide insert protects flooring and eliminates wear. A fifth center leg ensures stability.
- Designed to hold up to 850 lbs.

Shown above: 3800DUET Queen Adjustable Headboard Platform Bed, 1114DUET 1-Drawer Nightstand, 1143DUET 6-Drawer Chest, 1671DUET Rectangular Mirror and 1236DUET 50\"W Dresser in Duet finish.

Shown above: 3810DUET Queen Black Walnut Adjustable Headboard Platform Bed, 1114DUET 1-Drawer Nightstand, 1143DUET 6-Drawer Chest, 1671DUET Rectangular Mirror and 1238DUET 70\"W Low Dresser in Duet finish.



ADDISON BOOKCASE BEDS



Rail Beds
Queen • King

Queen Bookcase Bed
#3836 (shown in DUET)

King Bookcase Bed
#3837 (not shown)
88-1/4\"W

Storage Beds
Queen • King

Queen Bookcase Storage Bed
#3838 (shown in DUET)
Platform: 60-3/4\"W x 80-1/2\"L
• Six spacious drawers.

King Bookcase Storage Bed
#3841 (not shown)
88-1/4\"W
Platform: 76-3/4\"W x 80-1/2\"L
• Six spacious drawers.
Recommended mattress: 9\" - 12\"H

Headboard cubby and sliding door details

- Soft-close sliding doors open to reveal two concealed storage areas.
- Headboard features built-in dual port USB. Three fixed shelves.

Queen Bookcase Headboard
#3839 (shown in DUET)

King Bookcase Headboard
#3842 (not shown)
88-1/4\"W

FEATURES


- Cord access hole plus attached dual port USB charger.
- Three cubbies with fixed shelves.
- High quality sliding door track for simple and quiet operation.
- Hinged shelves in outer cubbies reveal concealed storage areas.
- All bookcase headboards are compatible with most Hollywood frames.

Shown above: 3838DUET Queen Bookcase Storage Bed, 1117DUET 2-Drawer Nightstand, 1143DUET 6-Drawer Chest, 1670DUET Beveled Mirror and 1237DUET 60\"W Dresser in Duet finish.

Shown top: 3836DUET Queen Bookcase Bed and 1117DUET 2-Drawer Nightstand with tapered sides in Duet finish.
Shown above: Sliding door detail.



ADDISON BEDROOM COLLECTION



DUET



1-Drawer Nightstand
#1114 (shown in DUET)
 Cord access hole.
 Features attached dual port USB.



Small 3-Drawer Nightstand
#1115 (shown in DUET)
 Features attached dual port USB.



3-Drawer Nightstand
#1116 (shown in DUET)
 Features attached dual port USB.



2-Drawer Nightstand
#1117 (shown in DUET)
 Features attached dual port USB.



6-Drawer Chest
#1143 (shown in DUET)



50"W Dresser
#1236 (shown in DUET)



60"W Dresser
#1237 (shown in DUET)



70"W Low Dresser
#1238 (shown in DUET)



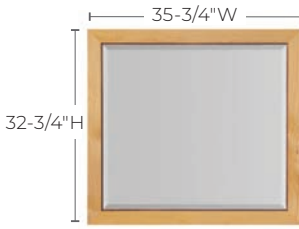
70"W Dresser
#1239 (shown in DUET)
 One drawer with two velvet lined jewelry trays.



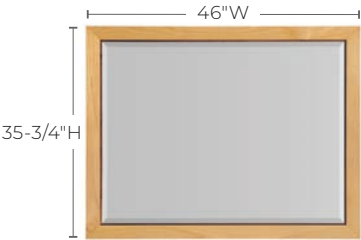
Upholstered Bench
#1242 (shown in DUET)



Detail of
 two jewelry trays.



Beveled Mirror
#1670 (shown in DUET)
 Mounts horizontally on dressers: 1236, 1237, 1238 & 1239.
 Mounts horizontally or vertically on the wall.




Rectangular Mirror
#1671 (shown in DUET)
 Mounts horizontally on select dressers: 1237, 1238 & 1239.
 Mounts vertically on select dresser: 1236.
 Mounts horizontally or vertically on the wall.

Shown above: 3800DUET Queen Adjustable Platform Bed, 1114DUET 1-Drawer Nightstand, 1238DUET 70"W Low Dresser and 1671DUET Rectangular Mirror in Duet finish.

Shown above: 1239DUET 70"W Dresser jewelry tray detail in Duet finish.



ADDI OCCASIONAL, ETC.



DUET



Sidekick Table
#3529 (shown in DUET)



Round Side Table
#3531 (shown in DUET)



Low Cocktail End Table
#3536 (shown in DUET)



Low Cocktail Table
#3537 (shown in DUET)



Table
#2909 (shown in DUET)



Chair
#2711 (shown in DUET)
Seat: 17-5/8\"/>



Writing Desk
#2420 (shown in DUET)
Features concealed drawer.

Shown above: 3529DUET Sidekick Table, 3524DUET Lift-Top Coffee Table, 2098DUET 72\"/>

ADDISON LIVING & MEDIA COLLECTION



End Table
#3523 (shown in DUET)



Lift-Top Coffee Table
#3524 (shown in DUET)
Under the Lift-Top is a storage tray.



37\"/>



54\"/>



38\"/>



72\"/>



54\"/>



64\"/>



McKENZIE LIVING & MEDIA COLLECTION



Accent Table
#3497 (shown in JAV)



Side Table
#3498 (shown in JAV)



Rectangular Cocktail Table
#3499 (shown in JAV)



Round Side Table
#3495 (shown in JAV)



Round End Table
#3510 (shown in JAV)



Round Cocktail Table
#3512 (shown in JAV)

Shown above: 3500JAV Chair Side Table, 3505JAV Lift-Top Coffee Table and 1554JAV 48\"/>




Chair Side Table
#3500 (shown in JAV)
Drawers hold approximately 40 DVDs or 60 CDs.



End Table
#3501 (shown in JAV)
Drawers hold approximately 124 DVDs or 186 CDs.



Sofa Table
#3503 (shown in JAV)
Drawers hold approximately 92 DVDs or 138 CDs.



Lift-Top Coffee Table
#3505 (shown in JAV)
Drawers hold approximately 104 DVDs or 222 CDs. Hidden under the lift-top is a storage tray. Built-in wheels for ease of mobility.



54\"/>




64\"/>



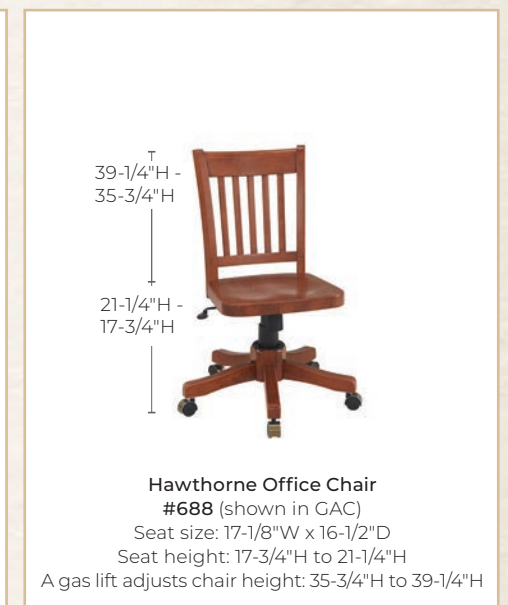


74\"/>



McKENZIE HOME OFFICE COLLECTION



Shown above: 2400GAC 3-Drawer Desk, 688GAC Hawthorne Office Chair and 1547GAC 36"W x 84"H Bookcase with doors in Glazed Antique Cherry finish.



Shown above: 2401GAC 4-Drawer Desk, 688GAC Hawthorne Office Chair, 2403GAC Lateral File Cabinet, 1611GAC Center Wall Unit with doors and 1525GAC 24"W x 72"H Bookcase with doors (FR/FL) in Glazed Antique Cherry finish.



McKENZIE BOOKCASE COLLECTION



24" Wide Bookcases
Overall unit dimensions: 26-1/2"W x 13-3/8"D,
Adjustable shelves: 22-1/4"W x 11"D

- | | |
|----------------------------------|----------------------------------|
| A #1527 · 26-1/2"W x 84"H | E #1523 · 26-1/2"W x 60"H |
| B #1525 · 26-1/2"W x 72"H | F #1522 · 26-1/2"W x 48"H |
| C #1526 · 26-1/2"W x 84"H | G #1521 · 26-1/2"W x 36"H |
| D #1524 · 26-1/2"W x 72"H | H #1520 · 26-1/2"W x 29"H |



48" Wide Bookcases
Overall unit dimensions: 50-1/2"W x 13-3/8"D,
Adjustable shelves: 22-11/16"W x 11"D

- | | |
|---------------------------------|---------------------------------|
| A 1557 · 50-1/2"W x 84"H | E 1553 · 50-1/2"W x 60"H |
| B 1555 · 50-1/2"W x 72"H | F 1552 · 50-1/2"W x 48"H |
| C 1556 · 50-1/2"W x 84"H | G 1551 · 50-1/2"W x 36"H |
| D 1554 · 50-1/2"W x 72"H | H 1550 · 50-1/2"W x 29"H |



36" Wide Bookcases
Overall unit dimensions: 38-1/2"W x 13-3/8"D,
Adjustable shelves: 34-1/4"W x 11"D

- | | |
|---------------------------------|---------------------------------|
| A 1547 · 38-1/2"W x 84"H | E 1543 · 38-1/2"W x 60"H |
| B 1545 · 38-1/2"W x 72"H | F 1542 · 38-1/2"W x 48"H |
| C 1546 · 38-1/2"W x 84"H | G 1541 · 38-1/2"W x 36"H |
| D 1544 · 38-1/2"W x 72"H | H 1540 · 38-1/2"W x 29"H |



30" Wide Bookcases
Overall unit dimensions: 32-1/2"W x 13-3/8"D,
Adjustable shelves: 28-1/4"W x 11"D

- | | |
|---------------------------------|---------------------------------|
| A 1537 · 32-1/2"W x 84"H | E 1533 · 32-1/2"W x 60"H |
| B 1535 · 32-1/2"W x 72"H | F 1532 · 32-1/2"W x 48"H |
| C 1536 · 32-1/2"W x 84"H | G 1531 · 32-1/2"W x 36"H |
| D 1534 · 32-1/2"W x 72"H | H 1530 · 32-1/2"W x 29"H |

Shown above: 1625SNN(FR)/1626SNN(FR) Cabinet & Hutch, 1625SNN(FB)/1626SNN(FB), 1625SNN(FL)/1626SNN(FL) Painted; Snowbound SW 7004 and Natural Alder Two-Tone finish.

*Two-Tone finish includes select Sherwin-Williams® paint and Natural Alder finish.

McKENZIE BOOKCASE COLLECTION

24" Wide Cabinet & Hutch

Unit depths: Cabinet 16-7/8"D & Hutch 13-3/8"D
Adjustable shelves: Cabinet (1) 22-1/4"W x 14-1/2"D & Hutch (3) 11"D



24"W Cabinet
#1613 (shown in GAC)



24"W Hutch
#1614 (shown in GAC)



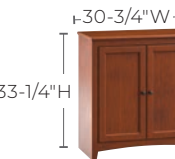
24"W Cabinet & Hutch



Side View

30" Wide Cabinet & Hutch

Unit depths: Cabinet 16-7/8"D & Hutch 13-3/8"D
Adjustable shelves: Cabinet (1) 28-1/4"W x 14-1/2"D & Hutch (3) 11"D



30"W Cabinet
#1619 (shown in GAC)



30"W Hutch
#1620 (shown in GAC)



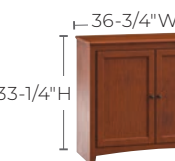
30"W Cabinet & Hutch



Side View

36" Wide Cabinet & Hutch

Unit depths: Cabinet 16-7/8"D & Hutch 13-3/8"D
Adjustable shelves: Cabinet (1) 34-1/4"W x 14-1/2"D & Hutch (3) 11"D



36"W Cabinet
#1625 (shown in GAC)



36"W Hutch
#1626 (shown in GAC)



36"W Cabinet & Hutch



Side View

48" Wide Cabinet & Hutch

Unit depths: Cabinet 16-7/8"D & Hutch 13-3/8"D
Adjustable shelves: Cabinet (2) 22-11/16"W x 14-1/2"D & Hutch (6) 11"D



48"W Cabinet
#1631 (shown in GAC)



48"W Hutch
#1632 (shown in GAC)



48"W Cabinet & Hutch



Side View



Center Wall Unit

#1610 (shown in GAC)
Four adjustable shelves:
34-1/4"W x 15-1/4"D



Center Wall Unit with Doors

#1611 (shown in GAC)
Four adjustable shelves:
34-1/4"W x 15-1/4"D



Flush Cut Molding Option



Available on Bookcases, Cabinets and Hutches.

Custom Cut Molding Options

Custom crown cuts are available on all assembled bookcases, cabinets and hutches. This is ideal for making a run of bookcases with a finished crown molding look. Center wall units cannot be custom cut.

Units can be ordered as follows:
FB = Flush cut both sides of crown.
FL = Flush cut on the left side only, as you are looking at the unit.
FR = Flush cut on the right side only, as you are looking at the unit.



MR
(Top view miter cut)




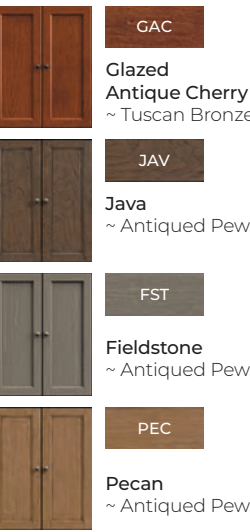
(Back view)

Corner Connector

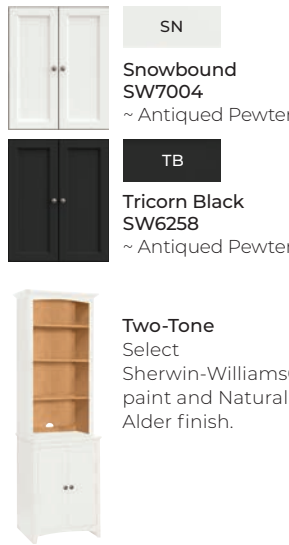
#1509 (shown in GAC)
Footprint: 12"
Connects two bookcases of the same height. Not compatible with Cabinets, Hutches or Center Wall Units.

For corner configurations order:
MR = Miter cut right.
ML = Miter cut left.

Stain ~ Hardware

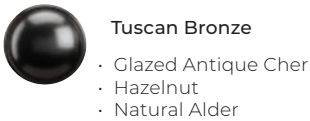


Paint ~ Hardware



Hardware

Stain, Two-Tone and Paint finish options come with hardware shown. See detail images with corresponding finishes below.



Shown above: 1613TBN Cabinet and 1614TBN Hutch in Tricorn Black, SW 6258 and Natural Alder Two-Tone finish.

QUALITY FEATURES & FURNITURE CARE

QUALITY FEATURES OF OUR FURNITURE

No matter the collection or category, our Whittier products include the same superior construction features and materials detailed below. Building furniture this way ensures years and years of enjoyment.

FEATURES

1. Certified sustainable solid American Alder tops, drawer sides and frames.
2. 1/4" Plywood drawer bottoms.
3. Mortise and tenon joinery add strength and stability.
4. Fluted dowels add strength and longevity.
5. 1/2" Plywood dust skirt.
6. 1/2" American Alder veneered side panels.
7. English dovetail drawer construction.
8. Whisper-quiet full extension metal ball bearing drawer slides.
9. Adjustable glides on bottom of legs.
10. Fitted 1/4" backs for structural strength.



PLUS our seven step pre-catalyzed finishes resist most liquids and heat for up to 24 hours.

FURNITURE CARE

Your Whittier Wood Furniture piece has been created so it will last for many years to come. Our construction methods are of the highest quality and we only use solid hardwood or veneered hardwood.

Wood can be susceptible to changing color over time when exposed to direct sunlight. Use window shades, drapes or blinds to protect your furniture. To help the surface age evenly and avoid dark and light spots, periodically move items to expose the entire surface to an even amount of light so it may develop a uniform patina.

Today's modern finishes require less effort to maintain than in years past. Our finishes resist most liquids and heat for up to 24 hours. Here are some simple tips to help maintain your furniture.

- Dust with a soft cloth slightly dampened with water. Wipe in the direction of the wood grain.
- Fingerprints and greasy smears can be removed with a solution of one part white vinegar to four parts water. If you would rather use a commercial product, Simple Green® will not damage the finish. A final wipe with clean water and a soft cloth is recommended.
- To prevent scratching, use felt discs under lamps or accessories that are placed on the furniture.
- If you choose to use glass on top of wood, use discs between the glass and the wood to allow air circulation.
- Please do not use cleaning products with ammonia or silicone bases.
- Use of waxes and polishes is not recommended because they can leave a residue that could dull the finish over time.

SAFETY FEATURES

TIPPING RESTRAINTS

Whittier Wood Furniture has developed a unique system that makes it very easy to anchor our furniture. A high strength polypropylene strap is attached at the base of designated furniture. The other end anchors below the baseboard.

FEATURES

1. No holes in the wall. Easily attaches with two screws to the bottom plate of the wall or sub-floor sheathing.
2. High strength polypropylene strap already attached to the furniture.

ANTI-TIPPING DRAWER INTERLOCK SAFETY MECHANISM

Chests and dressers allow only one lower drawer or one lower drawer per vertical bank of drawers to be opened at once. This safety feature reduces the risk of tip-over.

GUIDELINES & SAFETY TIPS

- **ALWAYS** install anti-tip device provided.
- **NEVER** allow children to climb or hang on drawers, doors or shelves.
- **NEVER** open more than one drawer at a time.
- **DO NOT** defeat or remove the drawer interlock system; it is an important stability and safety system.
- **PLACE** heaviest items in bottom drawers.
- **DO NOT** set TVs or other heavy objects on top of your furniture unless specifically designed for them.
- Refer to the TV manufacturer's user guide for instructions to secure television.
- Anchor the furniture and the TV on top of it. Push the TV as far back as possible.
- Keep remote controls, toys and other items that may be attractive to children off the TV stands and furniture.
- Keep TV and/or cable cords out of reach of children.
- Supervise children in rooms where these safety tips have not been followed.

FOR MORE INFORMATION, VISIT WWW.ANCHORIT.GOV

SAFETY FIRST! ANCHOR IT!



ASTM COMPLIANCE

All Whittier chests and dressers are designed to comply with the ASTM anti-tipping standards. ASTM International is one of the world's largest organizations that develop voluntary standards. Government regulators often give these standards the force of law by citing them in laws, regulations and codes.

FOR MORE INFORMATION, VISIT WWW.ASTM.ORG/ABOUT/FAQS



Whittier Wood® FURNITURE

Presented by Whittier Wood Products
P.O. Box 2827, Eugene, OR 97402 USA • (541) 687-0213 • (800) 653-3336
info@whittierwood.com • www.whittierwood.com

Whittier Wood Products reserves the right to make changes to their products and availability at any time without notice. Specifications shown are based on the latest product information at the time of printing and are subject to change without notice. We strive to provide an accurate representation of our finishes. Variations due to lighting and printing limitations may occur. To determine the actual color of a finish, please visit your local Whittier Wood Furniture retailer. Printed in the USA. ©2013-2024 • Whittier Wood Products 5/2024.