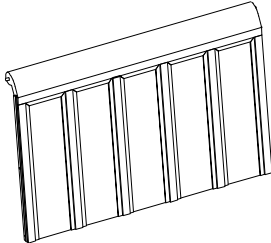


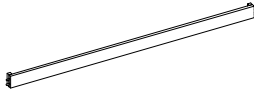
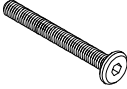



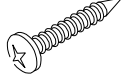


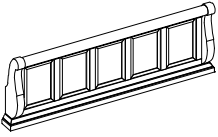

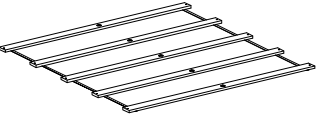

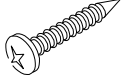
Warning:

- Be sure to check all packing material carefully for small parts, which may have come loose inside the carton during shipment.
- To prevent possible scratches and damage, this furniture **MUST BE ASSEMBLED BY TWO PEOPLE** on a soft surface such as a blanket or carpet.

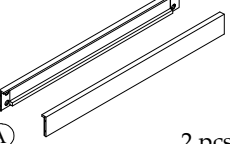




Hardware and Parts packed with the Headboard

<div>Panel Headboard - 15270</div> <div></div> <div><div>H-A</div><div>1 pc.</div></div>	<div>Headboard Post Left</div> <div></div> <div><div>H-B</div><div>1 pc.</div></div>	<div>Headboard Post Right</div> <div></div> <div><div>H-C</div><div>1 pc.</div></div>	<div>Headboard Stretcher</div> <div></div> <div><div>H-D</div><div>1 pc.</div></div>		
<div>Ø5/16" x 1- 1/2" Allen Head Bolt</div> <div></div> <div><div>H-E</div><div>8 pcs.</div></div>	<div>Ø5/16" Spring Washer</div> <div></div> <div><div>H-F</div><div>8 pcs.</div></div>	<div>Ø5/16" x Ø19mm Flat Washer</div> <div></div> <div><div>H-G</div><div>8 pcs.</div></div>	<div>4mm Allen key</div> <div></div> <div><div>H-H</div><div>1 pc.</div></div>	<div>Wood Screw Ø4 x 50 (mm)</div> <div></div> <div><div>H-I</div><div>2 pcs.</div></div>	

Hardware and Parts packed with the Footboard

Panel Footboard - 15271  (F-A) 1 pc.	Bun Foot  (F-B) 2 pcs.	Slats (63-1/2" long)  (F-C) 5 pcs.	Support leg (194mmx45mmx45mm)  (F-D) 5 pcs.	Wood Screw Ø4 x 30 (mm)  (F-E) 10 pcs.
------------------------------------------------------------------------------------------------------------------------------	-----------------------------------------------------------------------------------------------------------------	-----------------------------------------------------------------------------------------------------------------------------	----------------------------------------------------------------------------------------------------------------------------------------	-----------------------------------------------------------------------------------------------------------------------------------

Hardware and Parts packed with the Bed Rails

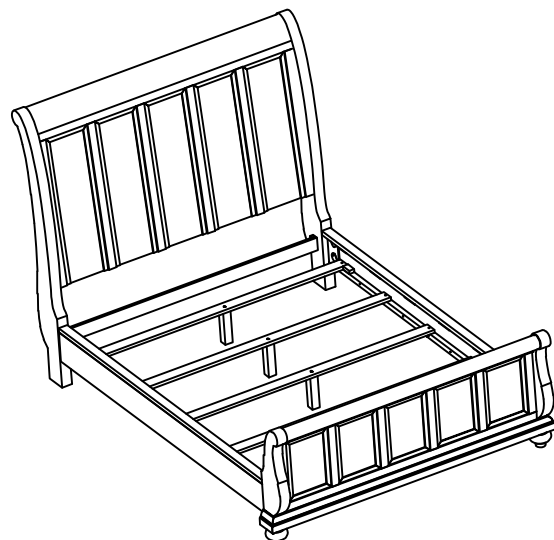
15272 - Bed Rails  (R-A) 2 pcs.	Ø5/16" Curved Washer  (R-B) 8 pcs.	Ø5/16" x 17mm Nut  (R-C) 8 pcs.	Ø5/16"x 3- 1/8" Long Bolt  (R-D) 8 pcs.	12 mm Open Wrench  (R-E) 1 pc.
-------------------------------------------------------------------------------------------------------------------------	-----------------------------------------------------------------------------------------------------------------------------	--------------------------------------------------------------------------------------------------------------------------	------------------------------------------------------------------------------------------------------------------------------------	---------------------------------------------------------------------------------------------------------------------------

5/0 Queen Sleigh Bed

15270 -- 5/0 Sleigh Headboard

15271 -- 5/0 Sleigh Footboard

15272 -- 5/0-6/6 Side Rails

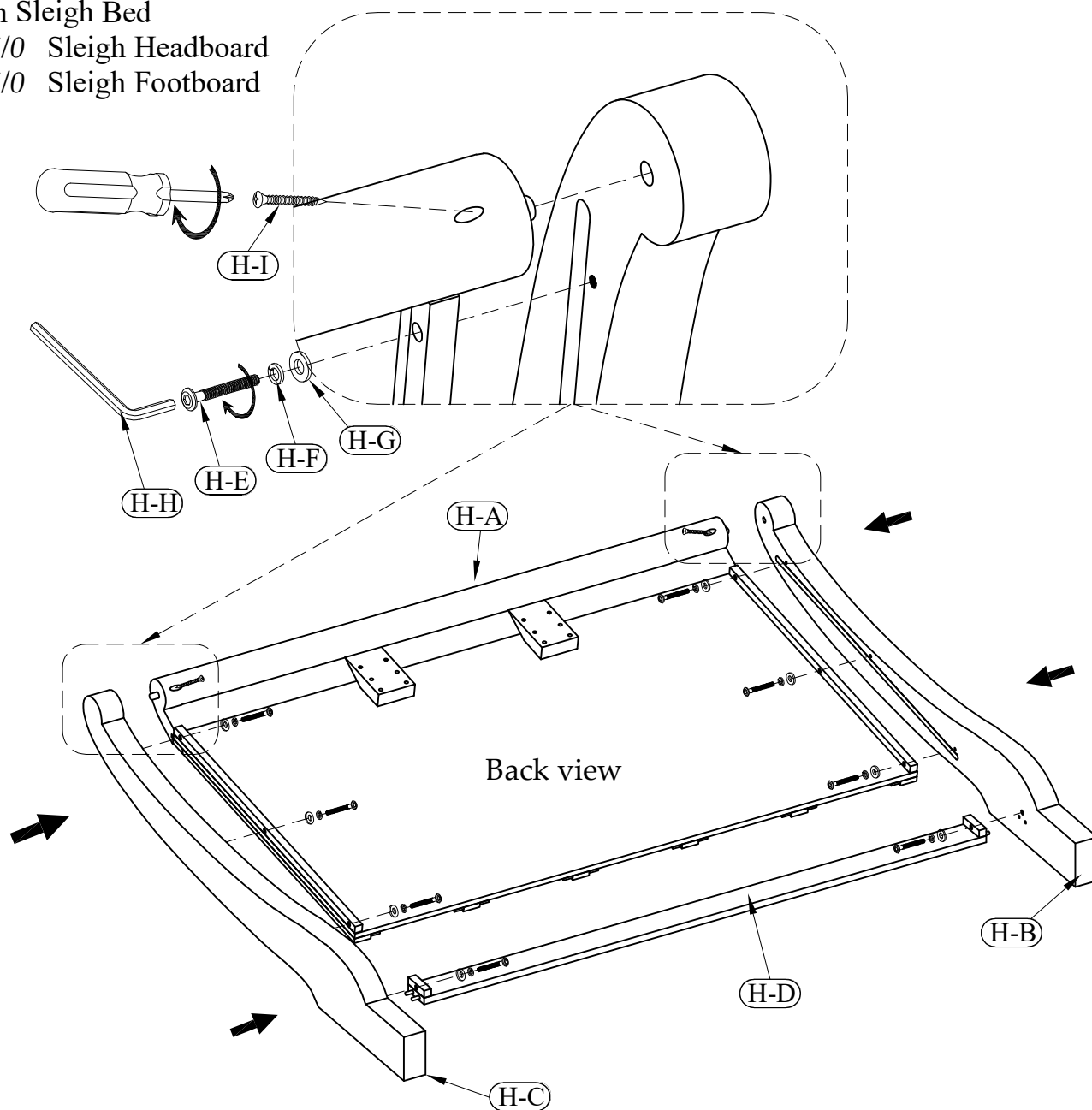


5/0 Queen Sleigh Bed

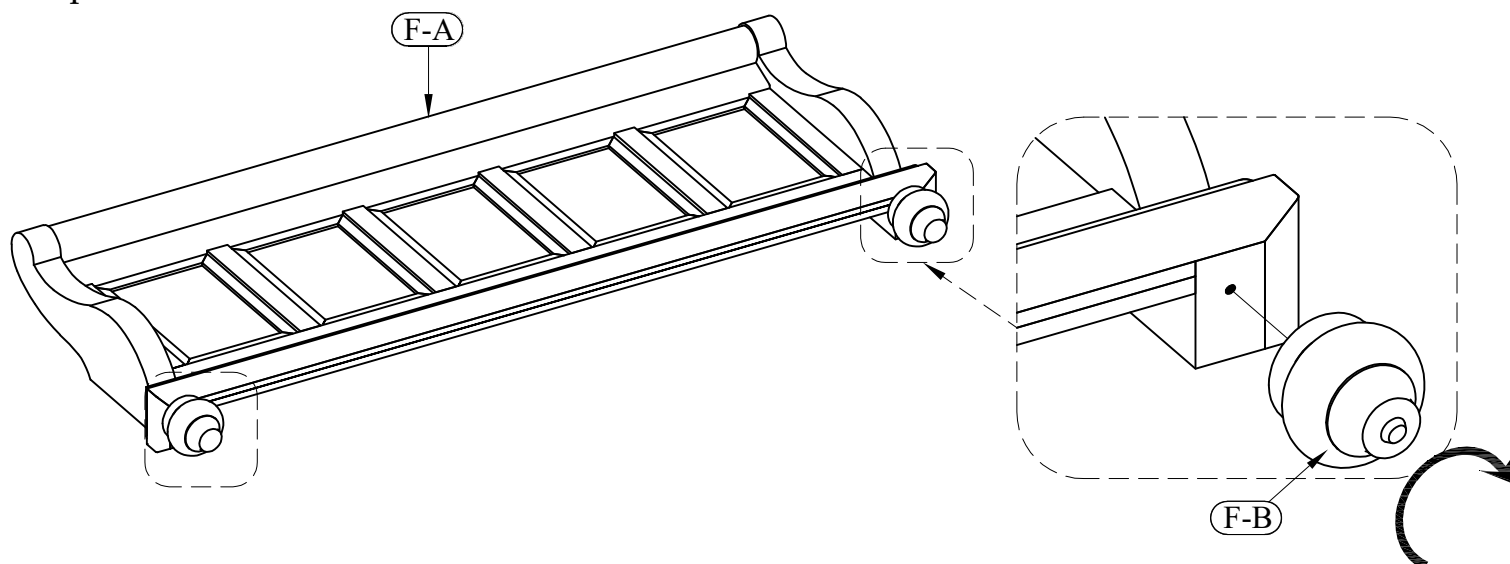
15270 -- 5/0 Sleigh Headboard

15271 -- 5/0 Sleigh Footboard

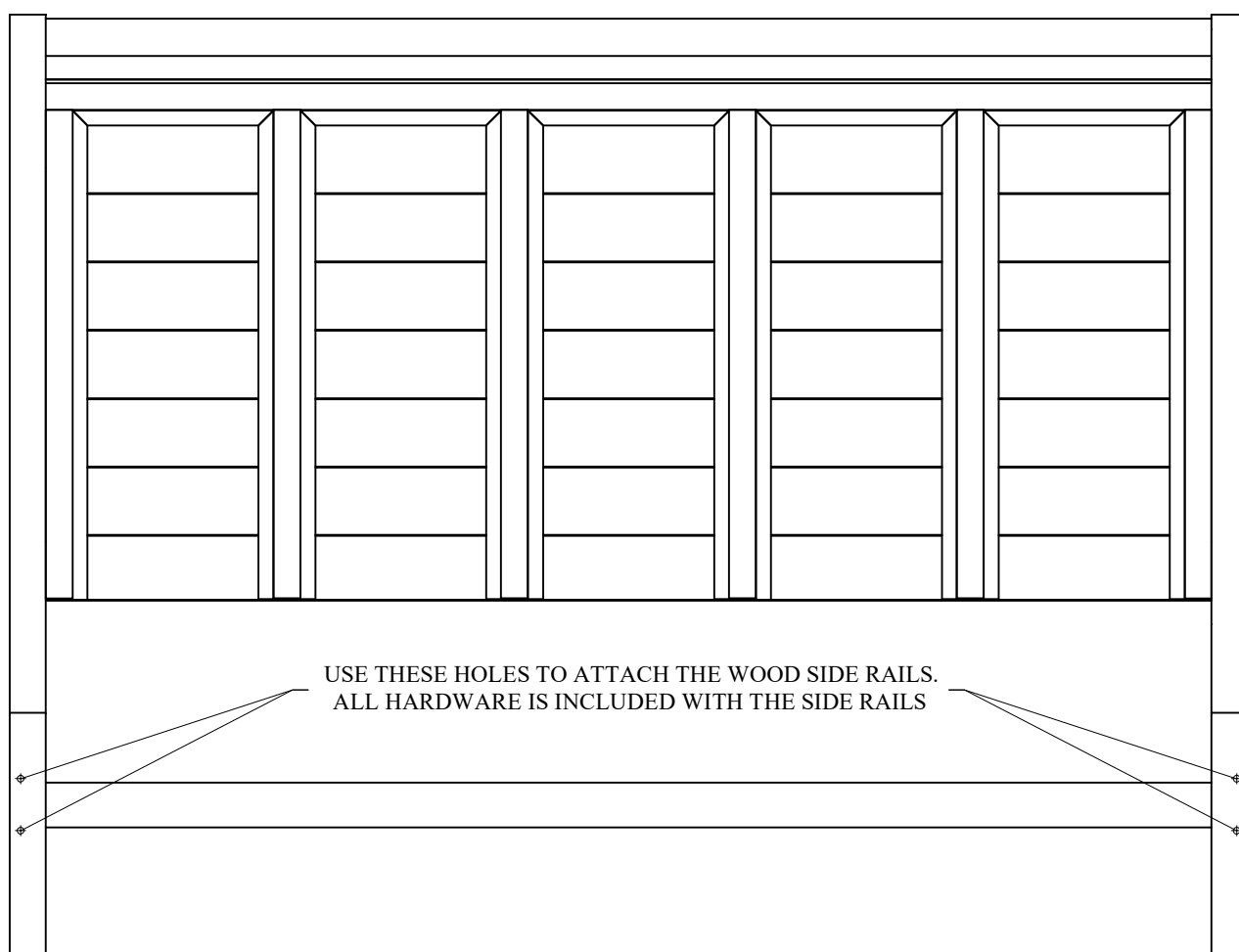
Step 1



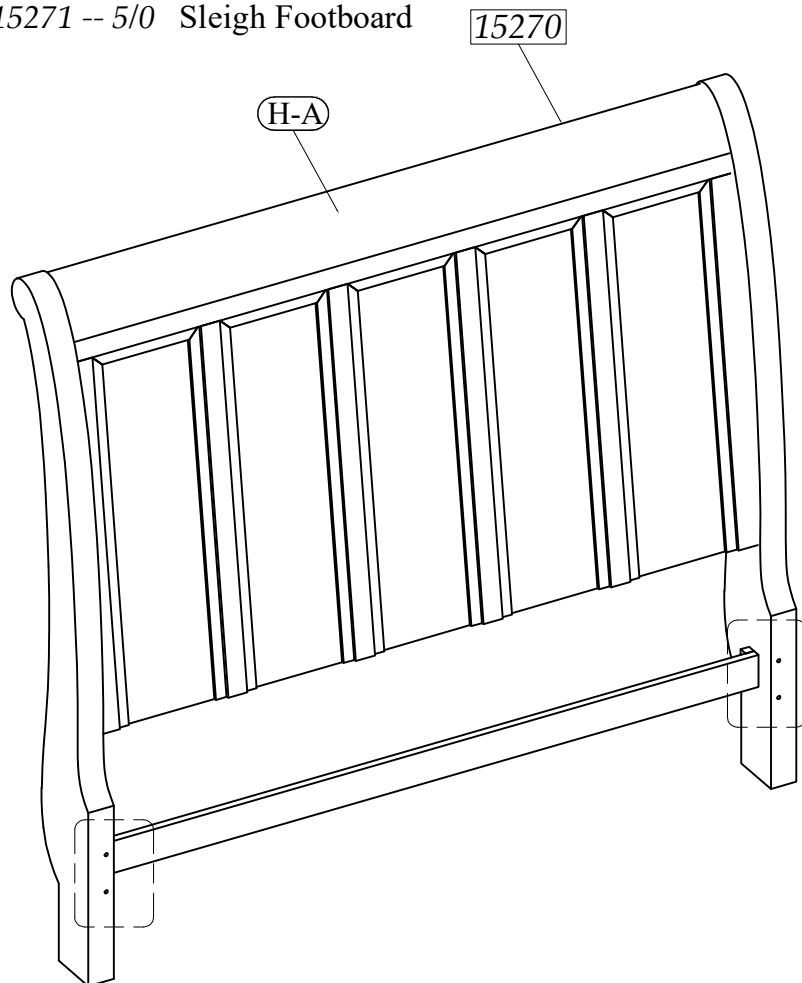
Step 2



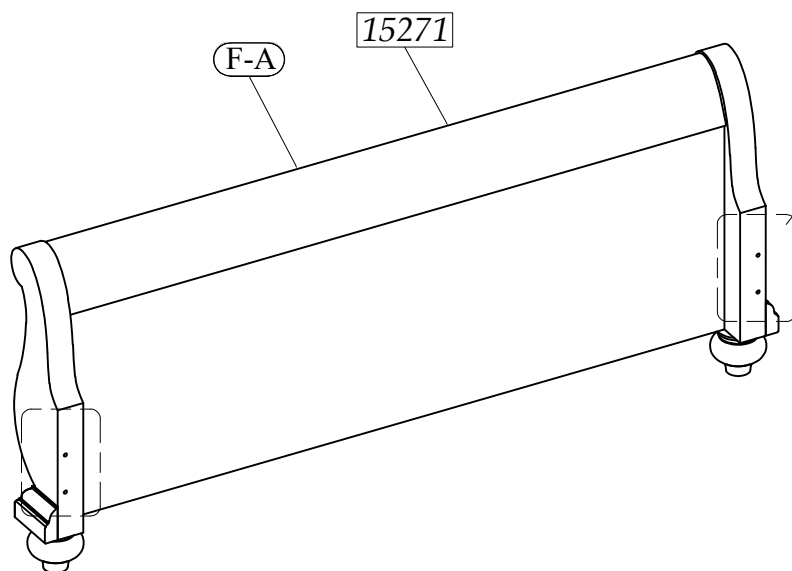
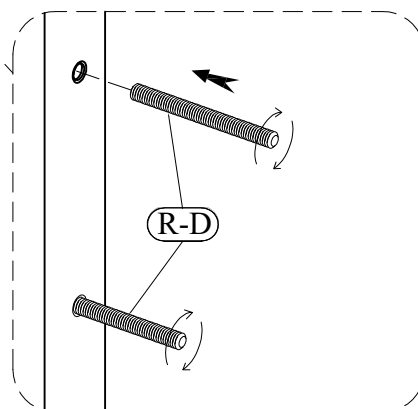
5/0 Queen Sleigh Bed
15270 -- 5/0 Sleigh Headboard



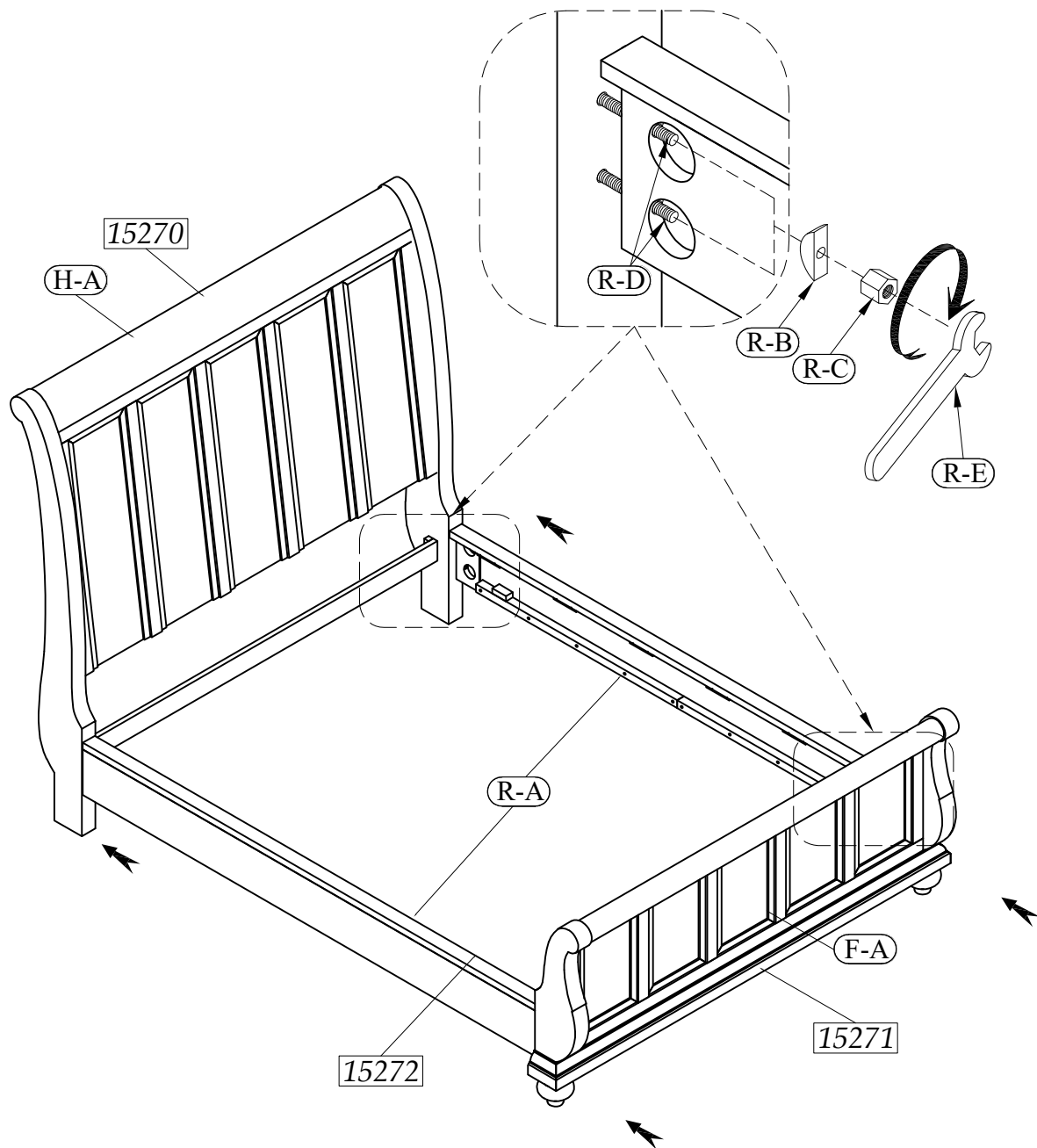
5/0 Queen Sleigh Bed
15270 -- 5/0 Sleigh Headboard
15271 -- 5/0 Sleigh Footboard



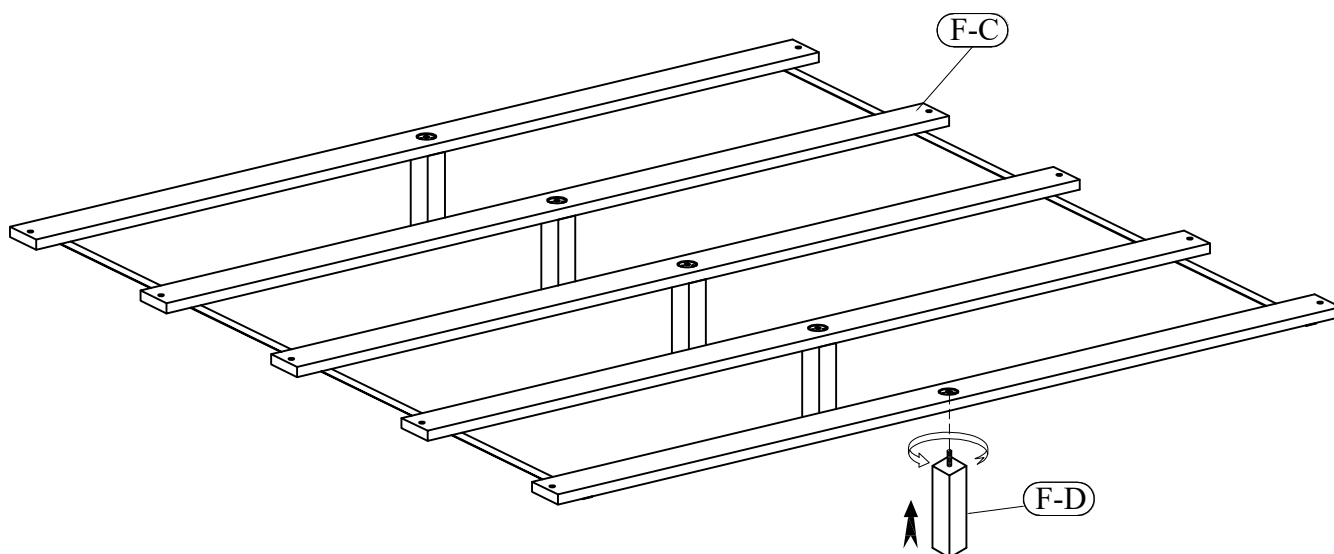
Step 3



Step 4



Step 5



Step 6

