

30-Inch Single Wall Oven with Steam

CONTEMPORARY



DOB30M977SS/DA - Silver Stainless
DOB30M977SM/DA - Graphite Stainless

Features & Benefits

- Steam-Assist oven
- Dual Four-Part Pure Convection system
- BrightVue™ LED & halogen lighting
- 7-inch LCD control panel with SmartThings Wi-Fi connectivity
- Chef Mode guided cooking
- Digital temperature probe
- Self-clean oven
- SoftShut™ hinges

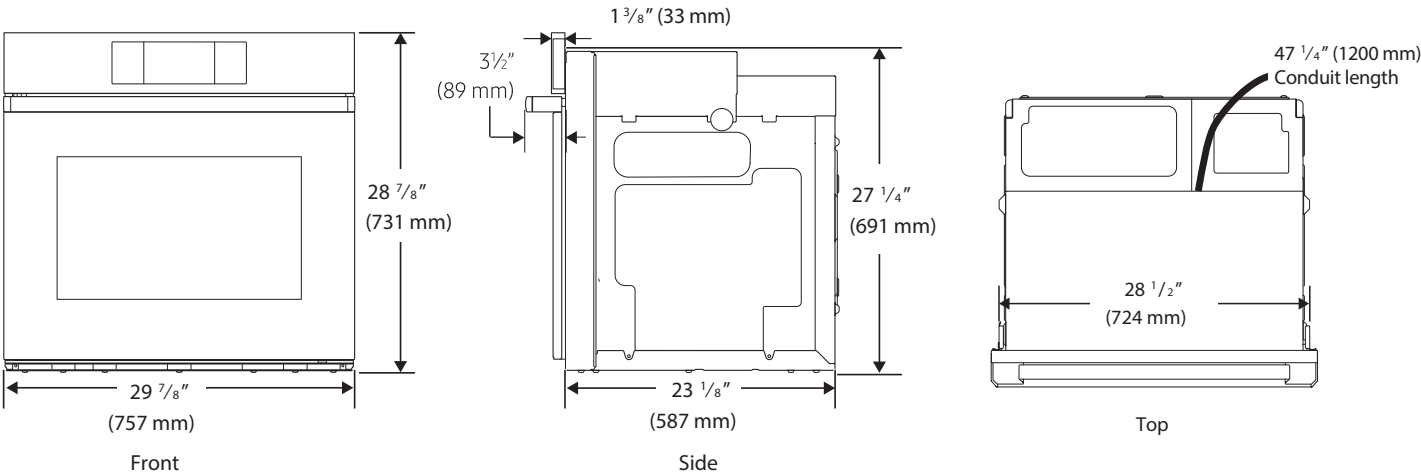
Controls	
CONTROL TYPE	7" Motorized LCD Touchscreen
CHEF MODE GUIDED COOKING	Yes
WI-FI + SMARTTHINGS	Yes
CLOCK	Yes
DELAY START	Yes
KITCHEN TIMER	Yes
CHILD LOCK	Yes
SABBATH MODE	Yes
Steam Oven	
OVEN CAPACITY (CU. FT.)	4.8
CONVECTION	Dual Four-Part Pure
STEAM	Steam-Assist
BAKE ELEMENT	3,000W - 8 Pass
BROIL ELEMENT	4,400W - 10 Pass
CONVECTION ELEMENT	2 x 1,300W
INSTANTHEAT™ (NO PREHEAT)	Yes
TEMPERATURE PROBE	Yes
LIGHTING	BrightVue™ - LED & Halogen
SELF-CLEAN	Self-Clean, GreenClean™
SOFTSHUT™	Yes
Weights & Dimensions	
NET WEIGHT (LBS.)	186
SHIPPING WEIGHT (LBS.)	268
PRODUCT DIMENSIONS (W X H X D IN INCHES)	29 7⁄8 x 28 7⁄8 x 24 ½
STANDARD CUTOUT REQUIRED (W X H X D IN INCHES)	28 ¾ x 27 ¼ x 23 ½
FLUSH CUTOUT REQUIRED (W X H X D IN INCHES)	30 ¼ x 29 ½ x 24 7⁄8
Technical Details	
ELECTRICAL REQUIREMENT	240/208V, 60 Hz, 30A
Warranty	
FULL COVERAGE	2 Years

30-Inch Single Wall Oven with Steam

CONTEMPORARY

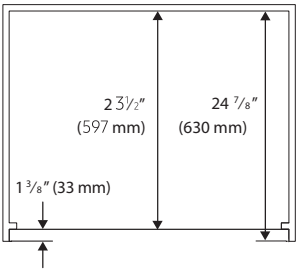


Product Dimensions

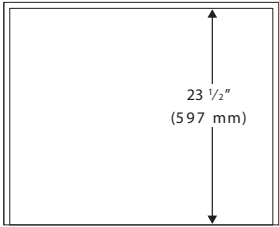


Installation Cutout Dimensions (Flush)

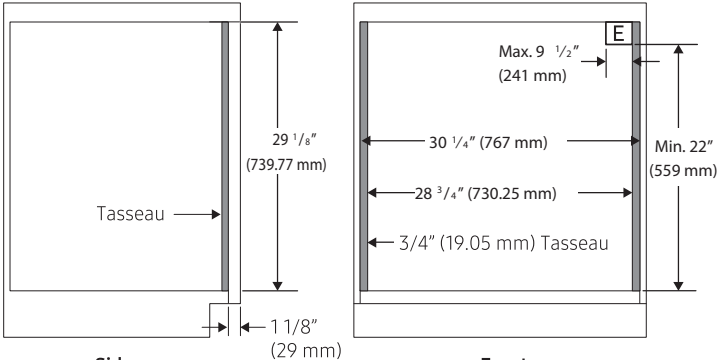
Allow a minimum of 22" for clearance to adjacent corners, drawers, walls, etc. when door is open.



Top

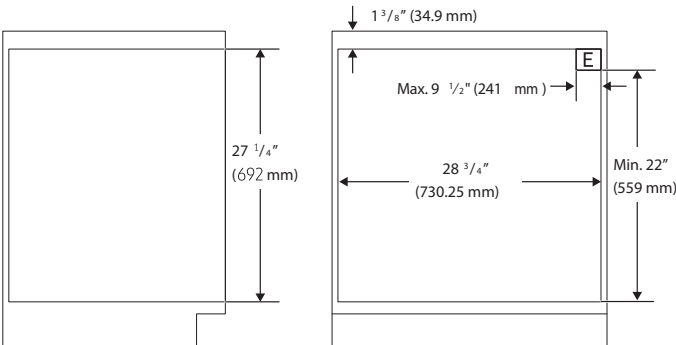


Top



Side

Front



Side

Front