




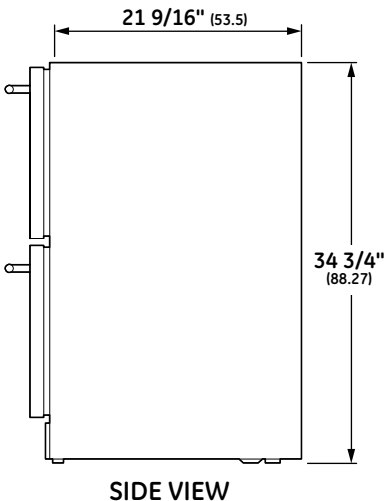
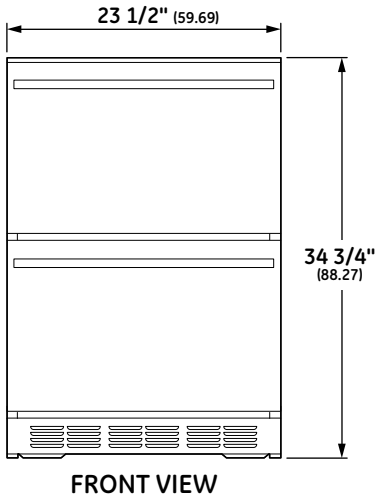
SPECIFICATIONS

Overall Width	23 1/2" (59.7 cm)
Overall Height	34 3/4" (88.3 cm)
Overall Depth	23 1/4" (59.1 cm)
Overall Capacity	5.0 cu. ft.
Minimum Cabinet Width	23 3/4" (60.3 cm)
Minimum Cabinet Depth	24" (60.9 cm)
Cutout Width	23 3/4" (60.3 cm)
Cutout Height	34 1/2" (87.7 cm) Min 35" (89 cm) Max
Electrical Requirements	1.2 A
Voltz/Hertz/Amps	120 V, 60 Hz, 15 or 20 amp circuit
Shipping Weight	126 lb (57 kg)

ATTENTION ELECTRICIAN:

A 115 volt 60Hz., 15 or 20 amp power supply is required. An individual properly grounded branch circuit or circuit breaker is recommended. Install a properly grounded 3-prong electrical receptacle recessed into the back wall.

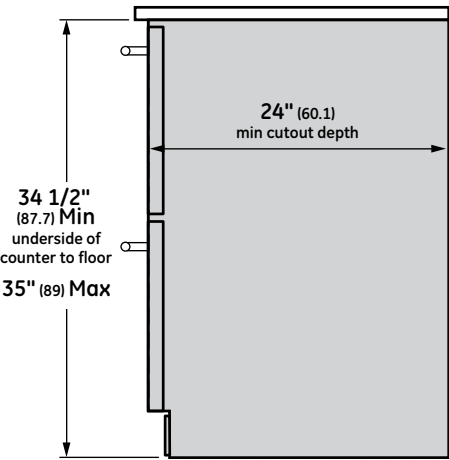
OVERALL DIMENSIONS



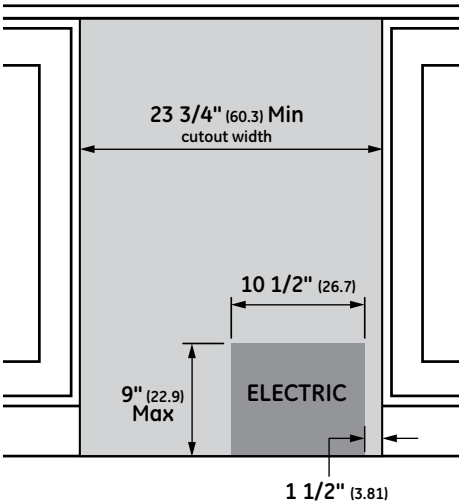
Dimensions in parentheses are in centimeters unless otherwise noted.

Actual product dimension may vary due to manufacturing tolerances.

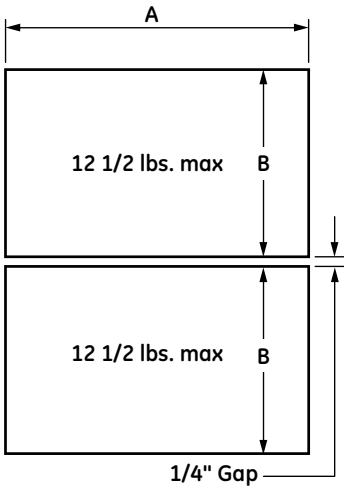
INSTALLATION



FLUSH CUTOUT INSTALLATION
SIDE VIEW



INSTALLATION CUTOUT
FRONT VIEW



CUSTOM PANELS

NOTES

- Model can be installed flush with standard cabinetry.
- Designed to be built-in only. Cannot be used free-standing.
- Black vented toekick with optional stainless steel toekick supplied.

FEATURES AND BENEFITS

Adjustable Temperature Control - Maintains a consistent temperature

LED Temperature Display - Allows you to monitor the temperature at a glance

Stainless steel tubular handle - Designed to coordinate with other Monogram appliances

Fold-Down Shelf - Maximizes usable storage space

Removable Drawer Bin - Convenient for separating loose items

Adjustable Dividers - Maximizes usable storage space & flexibility

Flush Installation - Allows near-seamless integration with surrounding cabinetry

Stainless Steel Exterior - Convey a look of utmost polish and sophistication

Full-Width LED Lighting - Puts contents into clear view

