

#### Warning :

- Be sure to check all packing material carefully for small parts, which may have come loose inside the carton during shipment.
- To prevent possible scratches and damage, this furniture must be assembled on a soft surface such as a blanket or carpet.

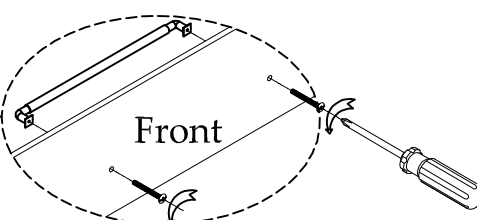
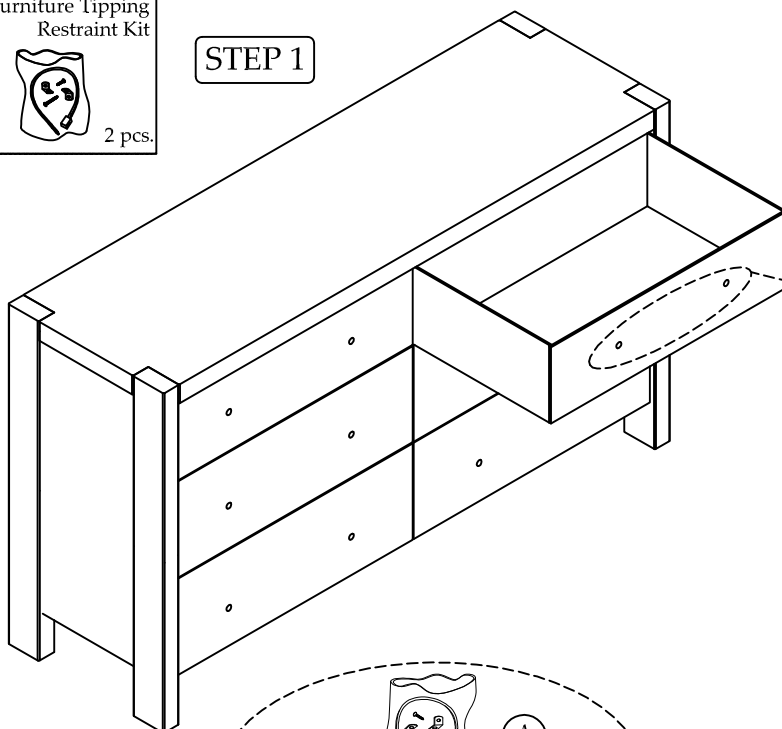
#### Components and Hardware List

Furniture Tipping  
Restraint Kit

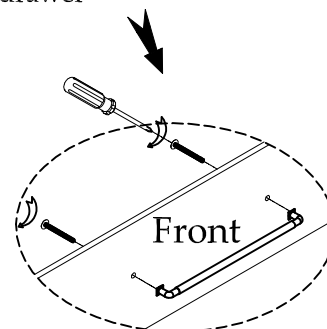


2 pcs.

#### STEP 1

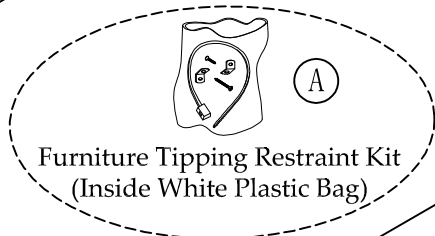


Remove Handle from  
inside drawer

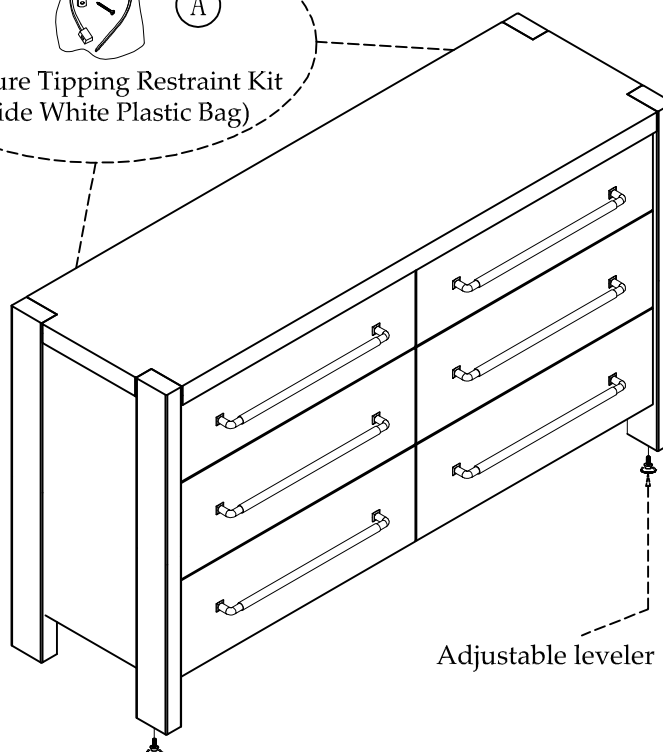


Reattach Handle to  
outside of drawer

#### STEP 2

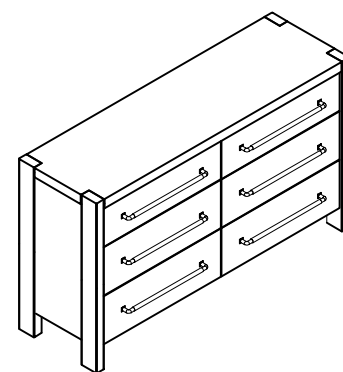


Furniture Tipping Restraint Kit  
(Inside White Plastic Bag)



Adjustable leveler (2pcs).

For product and personal safety, two Furniture Tipping Restraint kits have been included with this unit which can help to minimize the risk of the unit accidentally tipping forward, if used and properly installed per the kit manufacturer's instructions.



91060  
6-Drawer Dresser