

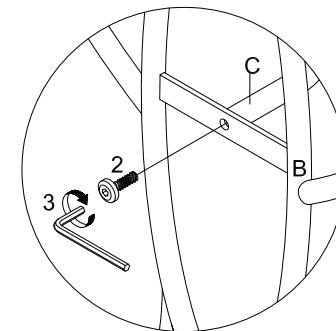
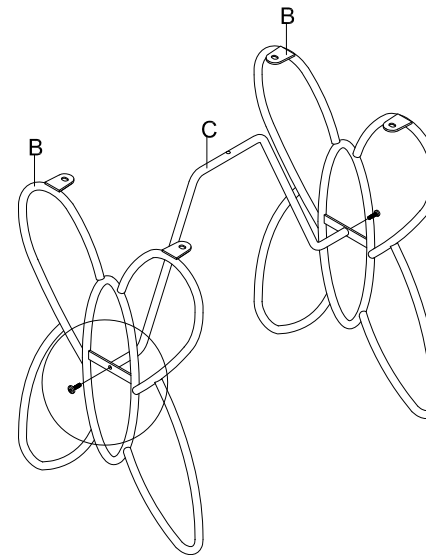
ASSEMBLY INSTRUCTION

Item No.: 30538



Do not tighten screws until completely assembled.

STEP 1.

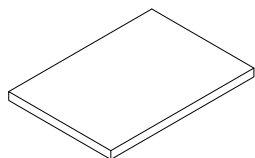


2
M6x20 2pcs

PARTS IDENTIFICATION

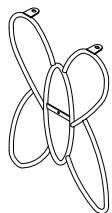
HARDWARE LIST

A



1pc

B






2pcs

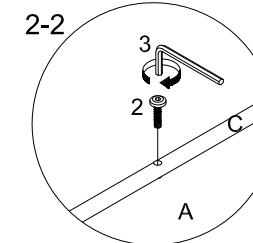
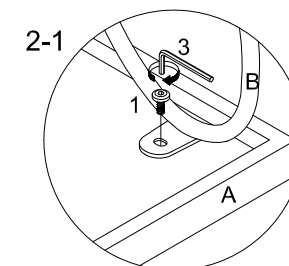
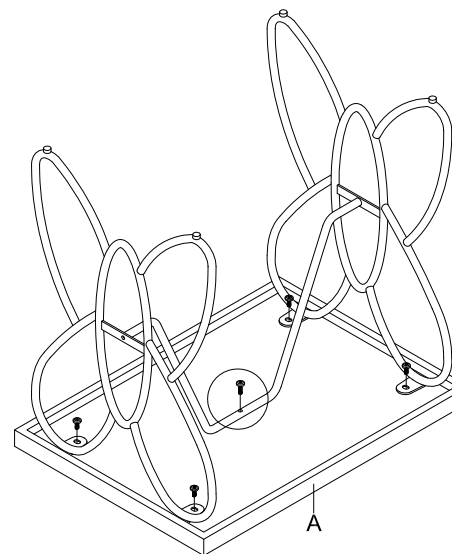
C



1pc

1		4pcs
M6x10		
2		3pcs
M6x20		
3		1pc
4x4		

STEP 2.



1
M6x10 4pcs

2
M6x20 1pc