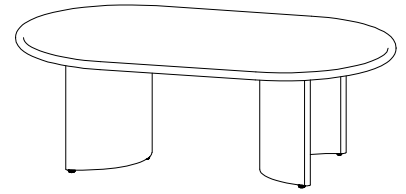







Warning :

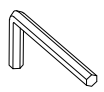
- Be sure to check all packing material carefully for small parts, which may have come loose inside the carton during shipment.
- To prevent possible scratches and damage, this furniture **MUST BE ASSEMBLED BY TWO PEOPLE** on a soft surface such as a blanket or carpet.



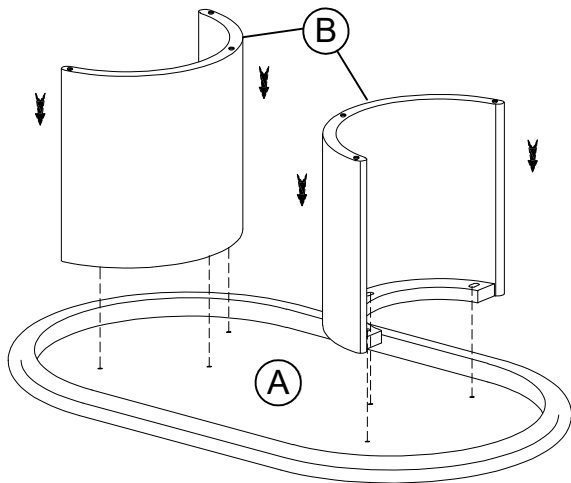
Components and Hardware List

Table Top	Leg Assembly	1/4-20 x 1-1/2" Allen Bolt	1/4" Spring Washer	1/4" Flat Washer
				
(A) 1 pc.	(B) 2 pcs.	(C) 6 pcs.	(D) 6 pcs.	(E) 6 pcs.

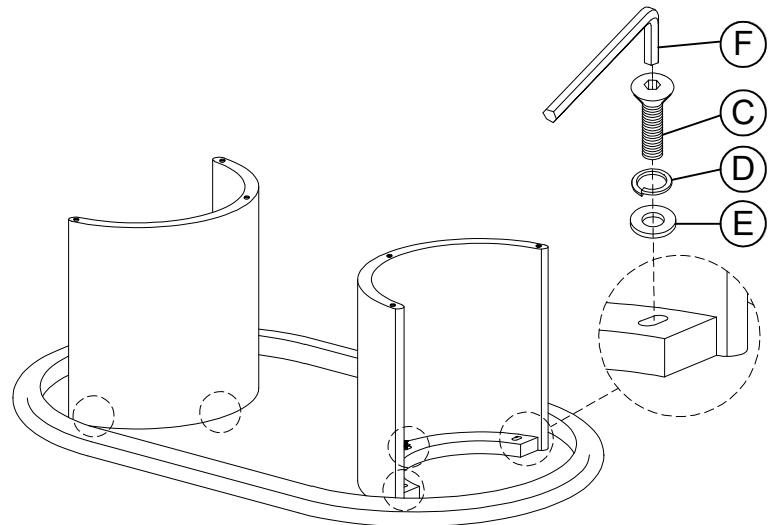
74502
Rectangle Cocktail Table

5mm Allen Key

(F) 1 pc.

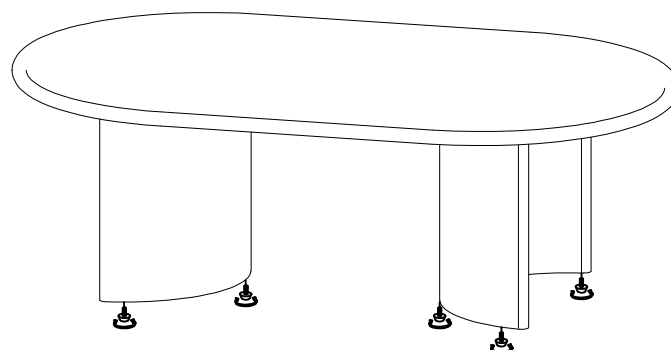
Step 1: Match the hole on the table leg with holes on the bottom of the table



Step 2: Using the Allen Key to tighten all bolts.



Complete



Adjustable Leveler