

ASSEMBLY INSTRUCTIONS

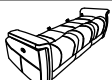





PALMER COLLECTION


ITEM#: U1797-30

DESCRIPTION : PALMER SOFA W/DUAL RECLINER

Thank you for purchasing this quality product. Be sure to check all packing materials carefully for small parts, which may have come loose during shipment. Identify and count all items and compare with the parts list shown below. It is recommended to have two people during assembling and to remove the back and base of the furniture out from the box. **Please follow the drawings below to assemble the item**

Parts List

NO.	DESCRIPTION	SKETCH	Q'TY
A	Seat		1 PC
B	Left Backrest		1 PC
C	Middle Backrest		1 PC
D	Right Backrest		1 PC
E	Left wing		1 PC
F	Right wing		1 PC



All images shown are for illustration purpose only.
Actual product may vary due to product enhancement.

ASSEMBLY INSTRUCTIONS

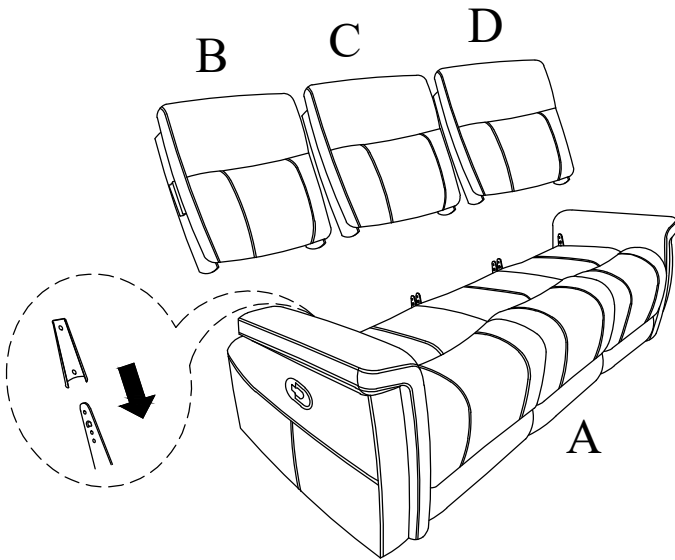
PALMER COLLECTION

ITEM#: U1797-30

DESCRIPTION : PALMER SOFA W/DUAL RECLINER

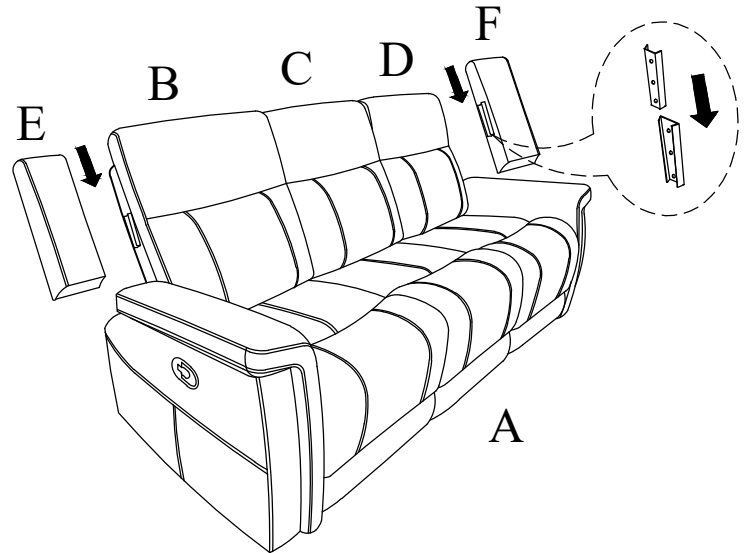
Step 1:

Attach Backrest (B/C/D) to the Seat (A).



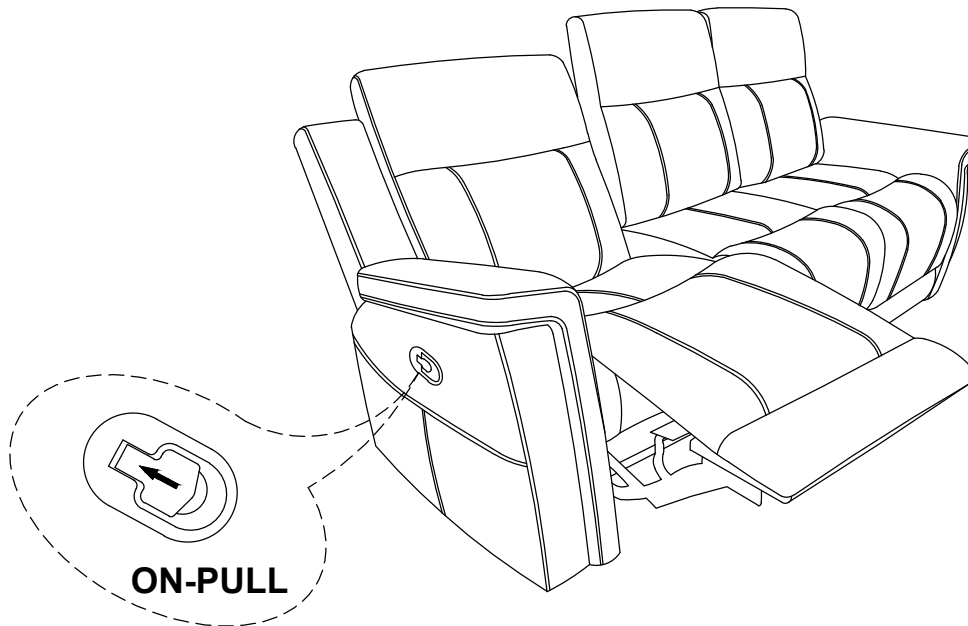
Step 2:

Attach the Left wing(E) and Right wing(F) to Left Backrest (B) and Right Backrest (D).



Step 3:

Open the footrest by pulling the handle



All images shown are for illustration purpose only.
Actual product may vary due to product enhancement.