

CL4850S/O



FEATURES

Split Climate™ intelligent cooling system revolutionizes Sub-Zero's already-superior preservation capabilities, keeping food even fresher for longer

ClearSight™ LED lighting system fully illuminates the interior and reduces shadows

Sleek stainless accents trim the interior, matching the sophistication of the exterior

Touch control panel is conveniently located for easy access at the tap of a finger

Night Mode optimizes the interior lighting based on the detected ambient light, reducing the brightness by 90% in dim environments

Lift the base of the flip-up dairy compartments to store taller items on the shelf below

Fresh-tasting, odorless, filtered ice ready on-demand and activate Max Ice Mode to temporarily increase ice production

Position adjustable door bins at various heights to accommodate assorted items

Wi-Fi enabled features provide remote access from your mobile device

Accepts custom panels for an integrated look within cabinetry or stainless-steel accessory panels and handles to match other Sub-Zero, Wolf, and Cove products

Sub-Zero offers an industry-leading full two-year warranty on appliances, along with a full five-year sealed system warranty and a limited twelve-year sealed system warranty

ACCESSORIES

48" Stainless Steel Kickplate

Air Purification Cartridge

Custom Front Panel Mounting Kit

Pro Handle

Stainless Steel Flush Inset Freezer Door Panel with Pro Handle

Stainless Steel Flush Inset Freezer Door Panel with Tubular Handle

Stainless Steel Flush Inset Refrigerator Door Panel with Tubular Handle

Stainless Steel Side Panel

White Side Panel

Stainless steel kickplate

Grilles for 83" or 88" finished height (84" is standard)

Side panel mounting kit

Accessories are available through an authorized dealer.
For local dealer information, visit subzero-wolf.com/locator.



HANDLE ACCESSORIES

PRO



TUBULAR



PRODUCT DETAILS

REFRIGERATOR

- 1 adjustable dairy compartment
- 1 high-humidity crisper drawer with adjustable dividers
- 2 refrigerator storage drawers with adjustable dividers
- 5 glass refrigerator shelves (4 adjustable; 1 stationary)
- 5 refrigerator door bins (3 adjustable; 2 stationary)
- LED refrigerator and freezer lights

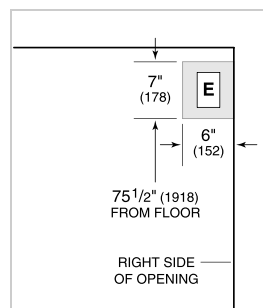
FREEZER

- 5 adjustable freezer door bins
- 4 wire freezer shelves (3 adjustable; 1 stationary)
- 3 freezer storage drawers

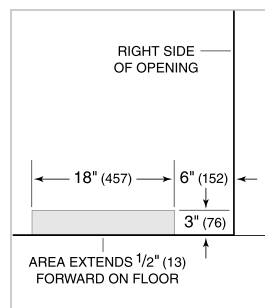
PRODUCT SPECIFICATIONS

Model	CL4850S/O
Dimensions	48"W x 84"H x 24"D
Door Clearance	30"
Refrigerator Capacity	18.5 cu. ft.
Freezer Capacity	9.7 cu. ft.
Electrical Supply	115 VAC, 60 Hz
Electrical Service	15 amp dedicated circuit
Receptacle	3-prong grounding-type

ELECTRICAL



PLUMBING



PANEL SPECIFICATIONS For complete panels specifications including width/height, weight requirements, thickness requirements and offset details visit subzero-wolf.com/builtinconfigurator.

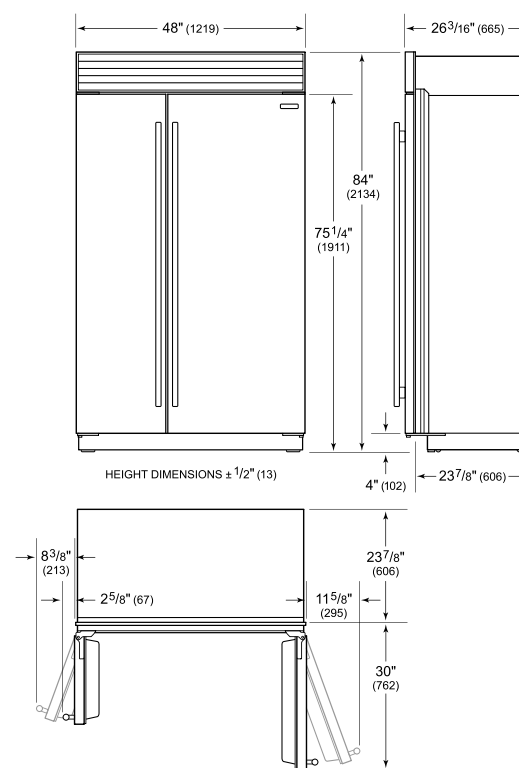
NOTE: Dimensions in parenthesis are in millimeters unless otherwise specified

INTERIOR VIEW

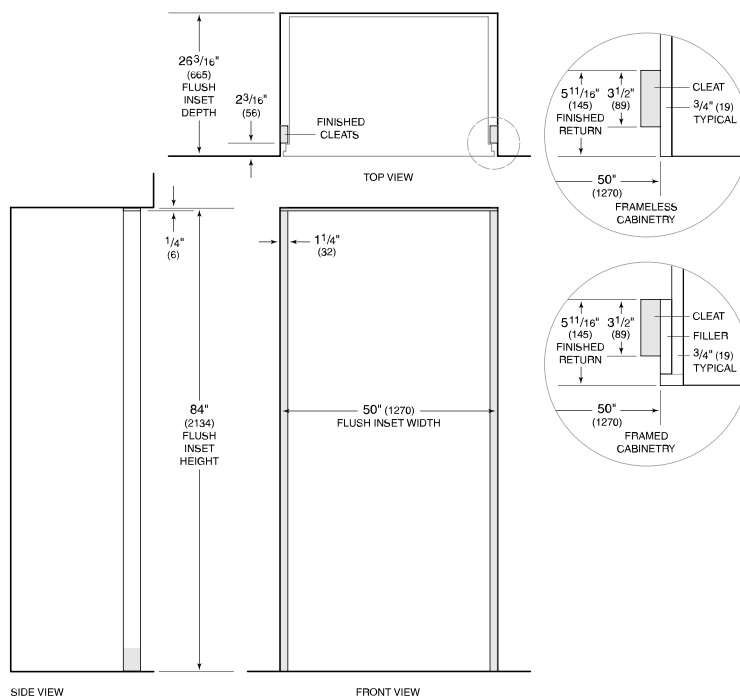


This illustration is intended for interior reference only and may not represent the exterior of the model being specified.

DIMENSIONS



FLUSH INSET INSTALLATION



NOTE: 3 1/2" (89) finished returns and shaded areas will be visible and should be finished to match cabinetry. Shaded line represents profile of unit with 3/4" (19) panel.