

# ASSEMBLY INSTRUCTION

## MADE IN VIETNAM

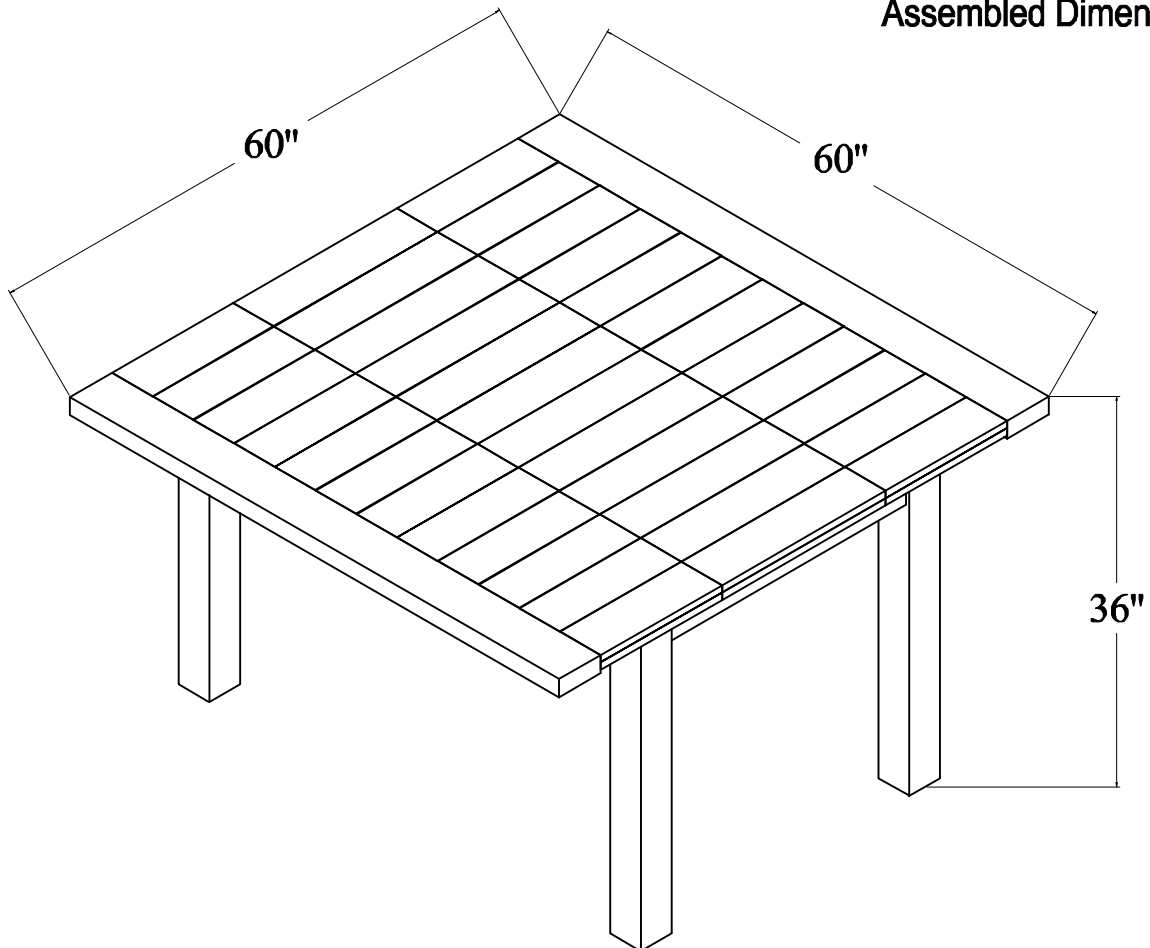
D412-13-05 SQUARE DINING TABLE

Thank you for purchasing this quality product. Be sure to check all packing materials carefully for small parts that may have come loose inside the carton during shipment.

Before you start assembly: Please read all instructions carefully before beginning the assembly process. It is recommended that 2 people work together during assembly to prevent personal injury and to ensure that heavy or cumbersome parts are not damaged during the process.


CAUTION: For your safety, this product requires two people to lift.

### Assembled Dimensions




**20 MINUTES**

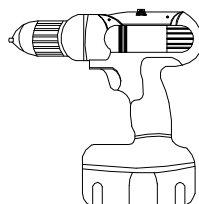
APPROXIMATE ASSEMBLE TIME



2 PERSON



REQUIRED ASSEMBLY SPACE

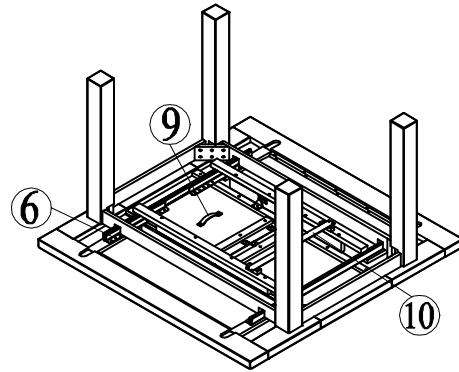
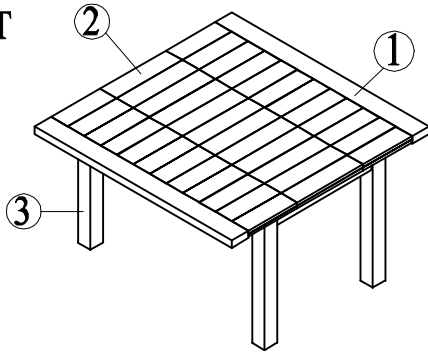


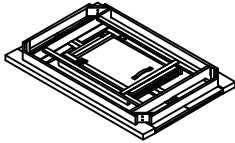
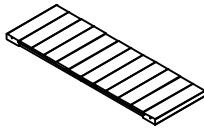
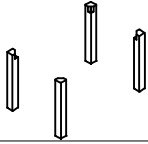
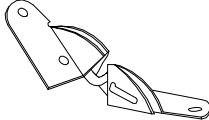


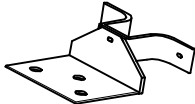
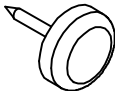


REQUIRED ASSEMBLY TOOLS

NOT  
PROVIDED

ITEM NO. : D412-13-05 SQUARE DINING TABLE

PART LIST



NO.		PART LIST	QTY
(1)		Table Top	1
(2)		Butterfly leaf	1
(3)		Table Legs	4
(4)		Leaf Hinge	3
(5)		Clamp Lock	4
(6)		Metal Glide 33.8"	2
(7)		Support Leaf Hinge	2
(8)		Plastic Glide	4
(9)		Handle for Bulterfly	1
(10)		Support Metal Rail	1

ITEM NO. : D412-13-05 SQUARE DINING TABLE

HARWARE LIST

A



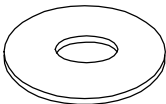
8X  
Ø 5/16"\*64mm  
BOLT

B



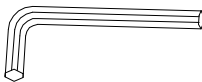
8X  
Ø 5/16"\*12\*2mm  
SPRING WASHER

C



8X  
Ø 5/16"\*19\*2mm  
FLAT WASHER

D



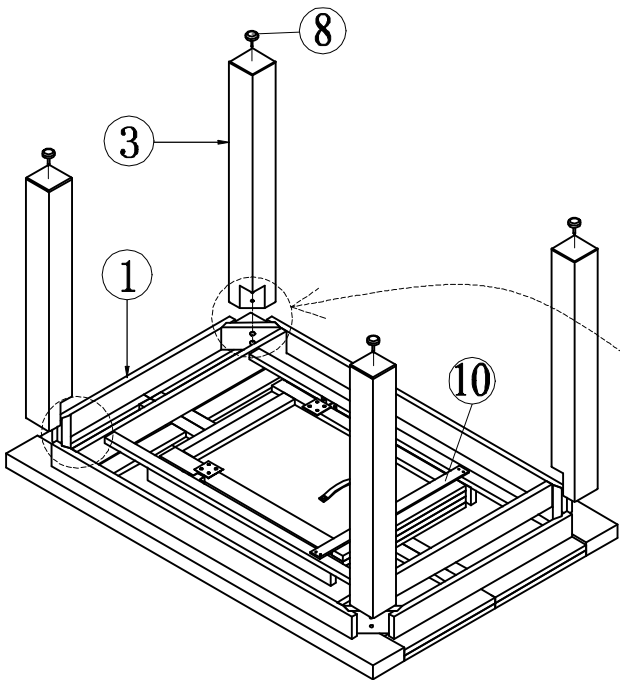
1X  
M4\*59mm  
"L" ALLEN KEY

E



1X  
M4\*100mm  
"STRAIGHT" ALLEN KEY

STEP 1



8X  
A



8X  
B



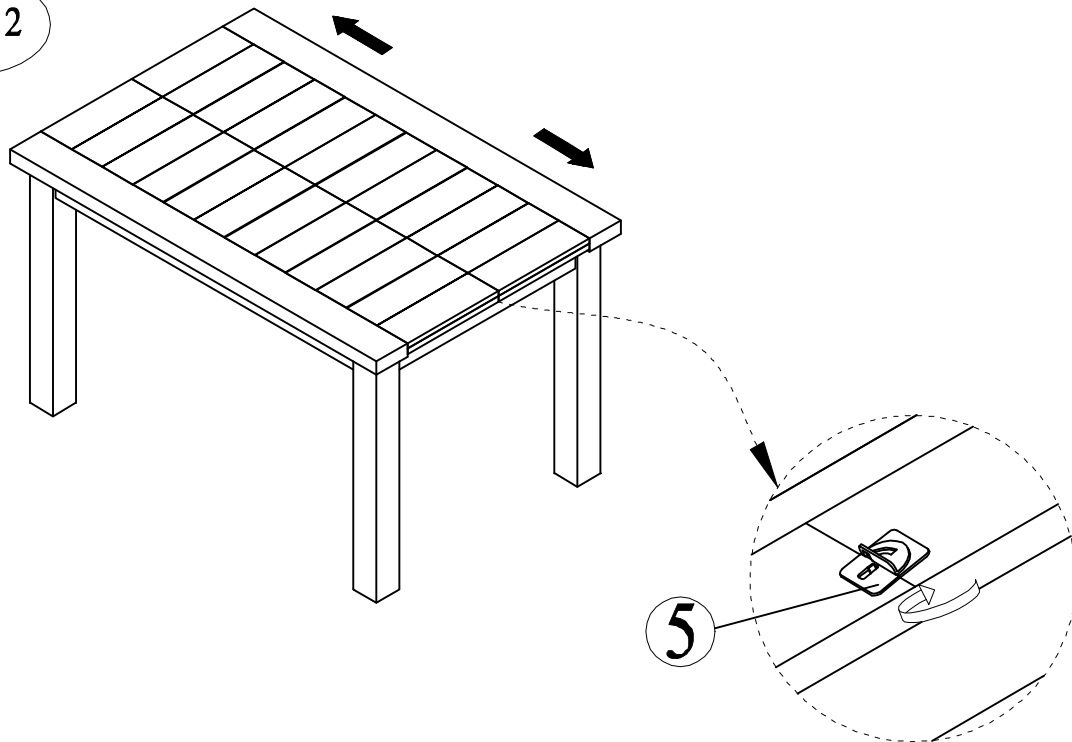
8X  
C



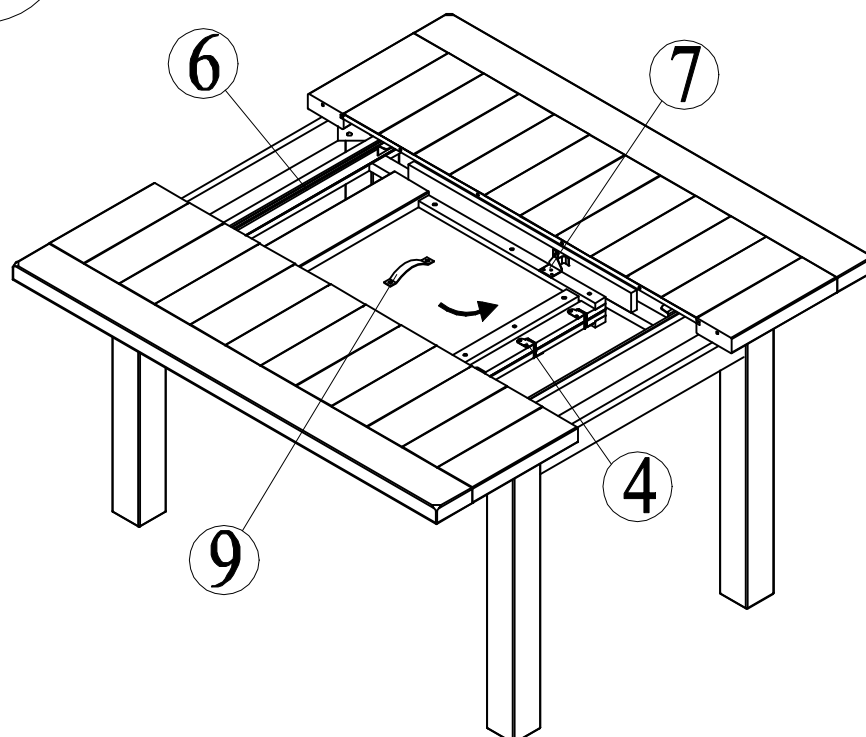
1X  
D

ITEM NO. : D412-13-05 SQUARE DINING TABLE

STEP 2

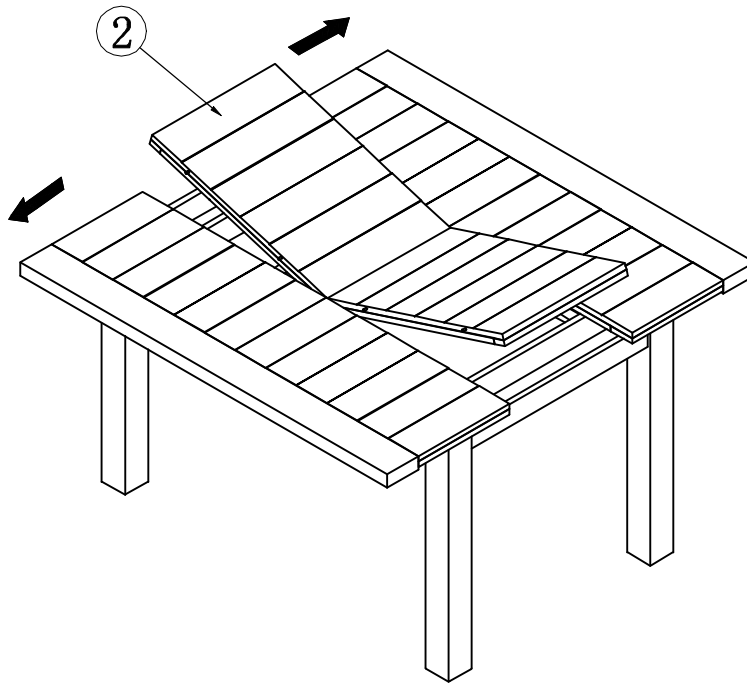


STEP 3



ITEM NO. : D412-13-05 SQUARE DINING TABLE

STEP 4



STEP 5

