

ASSEMBLY INSTRUCTIONS
COASTER FINE FURNITURE



Fine Furniture for every stage of life

709667(B1&B2)
End table

ITEM: 709667(B1&B2)

ASSEMBLY INSTRUCTIONS



ASSEMBLY TIPS:

1. Remove hardware from box and sort by size.
2. Please check to see that all hardware and parts are present prior to start of assembly.
3. Please follow attached instruction in the same sequence as numbered to assure fast & easy assembly.



WARNING!

1. Don't attempt to repair or modify parts that are broken or defective. Please contact the store immediately.
2. This product is for home use only and not intended for commercial establishment.



ASSEMBLY TIME

5 MINUTES

PARTS IDENTIFICATION

B1 (BOX 1)

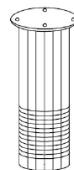
A TOP



1PC

B2 (BOX 2)

B LEG



1PC

HARDWARE IDENTIFICATION

Z-B2 (BOX 2)- HARDWARE PACK IS LOCATED IN 709667 (B2)

1 BOLT
(M8 x 20MM-BLK)



4PCS

2 ALLEN WRENCH
(M5 X 70 MM-BLK)



1PC

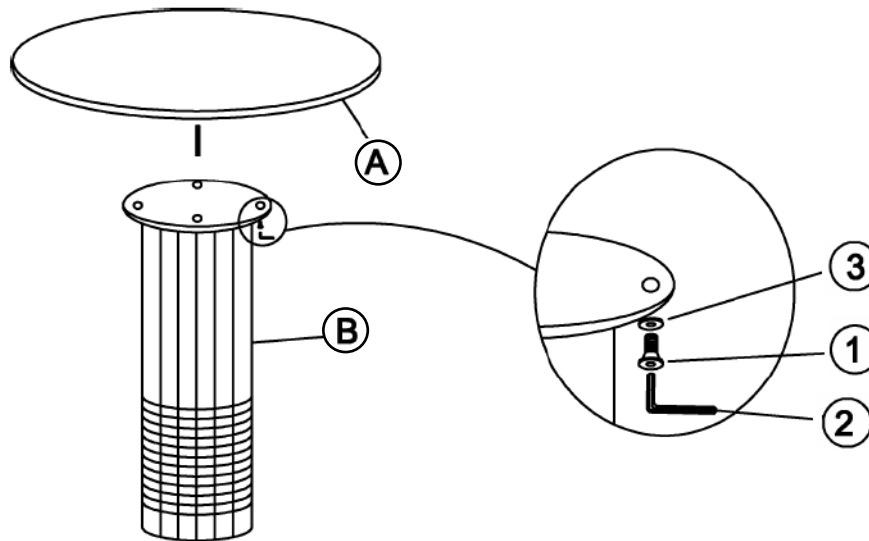
3 FLAT WASHER
(10MM x 20MM-BLK)




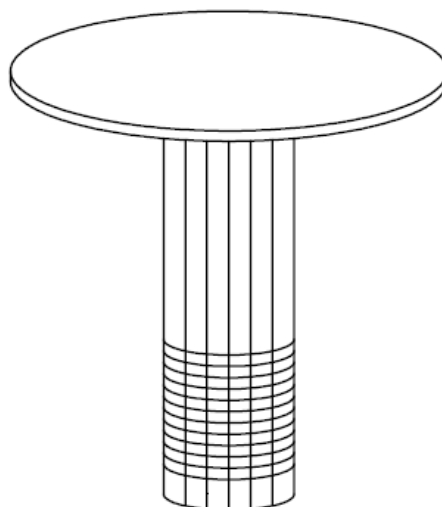
4PCS

ITEM: **709667(B1&B2)**
ASSEMBLY INSTRUCTIONS

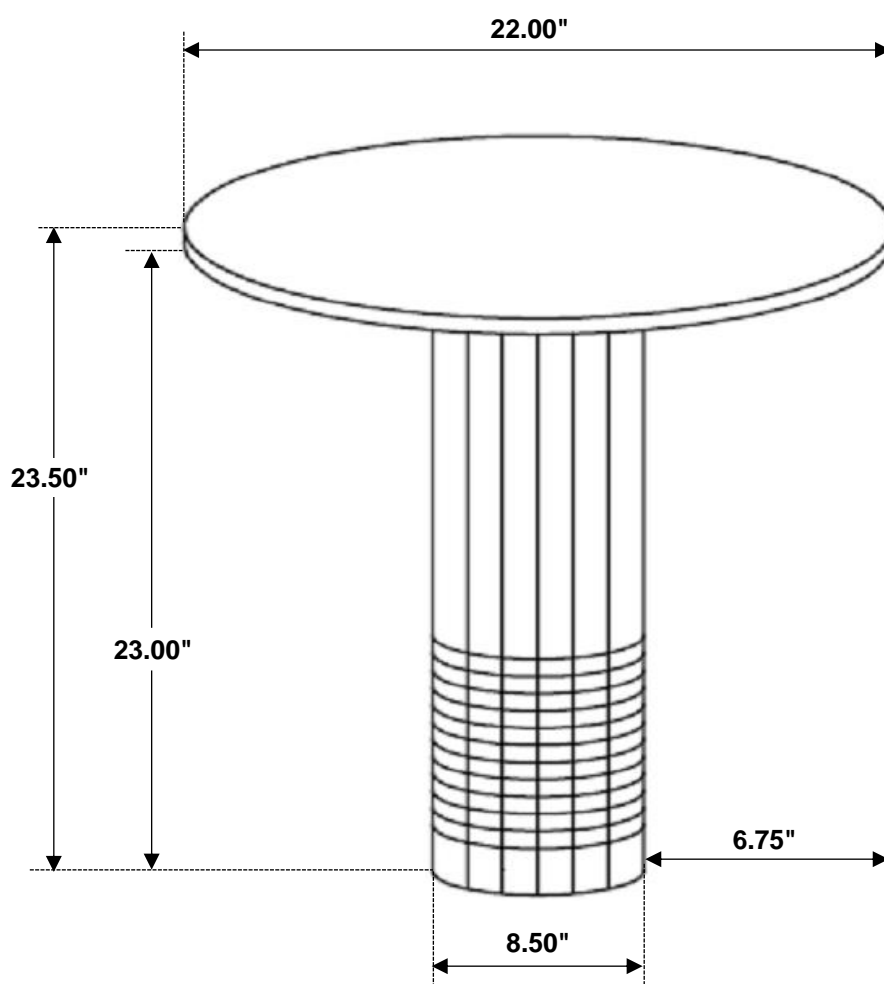
STEP 1



STEP 2
COMPLETE



ITEM: **709667(B1&B2)**



Note: Dimension tolerance $\pm 5\%$

ASSEMBLY INSTRUCTIONS
COASTER FINE FURNITURE



Fine Furniture for every stage of life

709668(B1&B2)
Coffee Table

ITEM: 709668(B1&B2)



ASSEMBLY INSTRUCTIONS

ASSEMBLY TIPS:

1. Remove hardware from box and sort by size.
2. Please check to see that all hardware and parts are present prior to start of assembly.
3. Please follow attached instruction in the same sequence as numbered to assure fast & easy assembly.



WARNING!

1. Don't attempt to repair or modify parts that are broken or defective. Please contact the store immediately.
2. This product is for home use only and not intended for commercial establishment.



ASSEMBLY TIME

5 MINUTES

PARTS IDENTIFICATION

B1 (BOX 1)

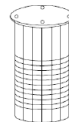
A TOP



1PC

B2 (BOX 2)

B LEG



3PCS

HARDWARE IDENTIFICATION

Z-B2 (BOX 2)- HARDWARE PACK IS LOCATED IN 709668(B2)

1 BOLT
(M8 X 20MM-BLK)



12PCS

2 ALLEN WRENCH
(M5 X 70 MM-BLK)



1PC

3 FLAT WASHER
(M10 X 20MM-BLK)

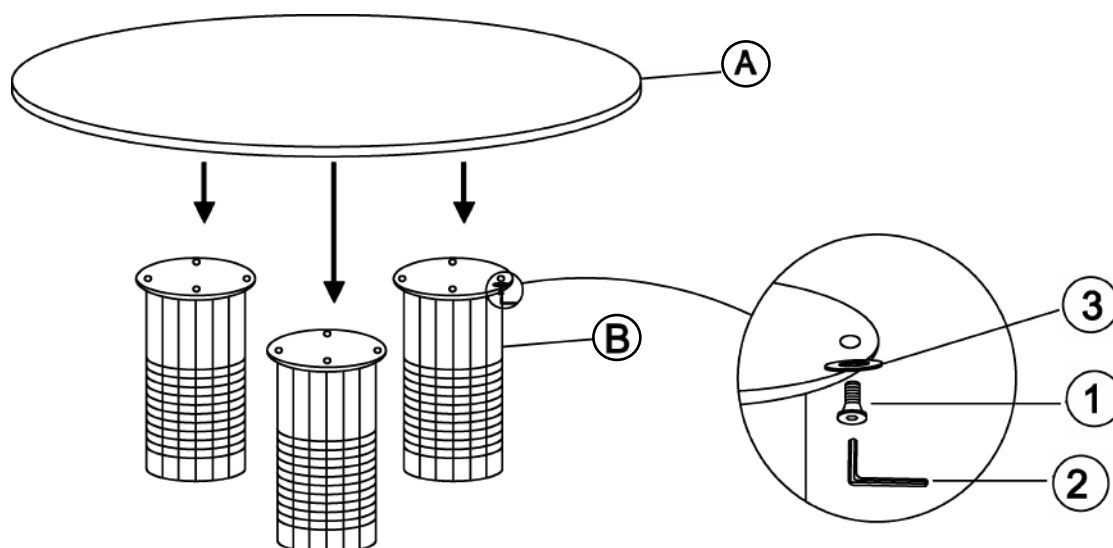


12PCS

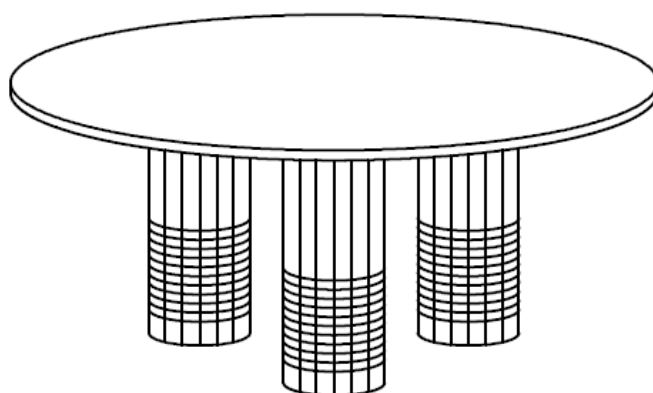
ITEM: **709668(B1&B2)**
ASSEMBLY INSTRUCTIONS



STEP 1

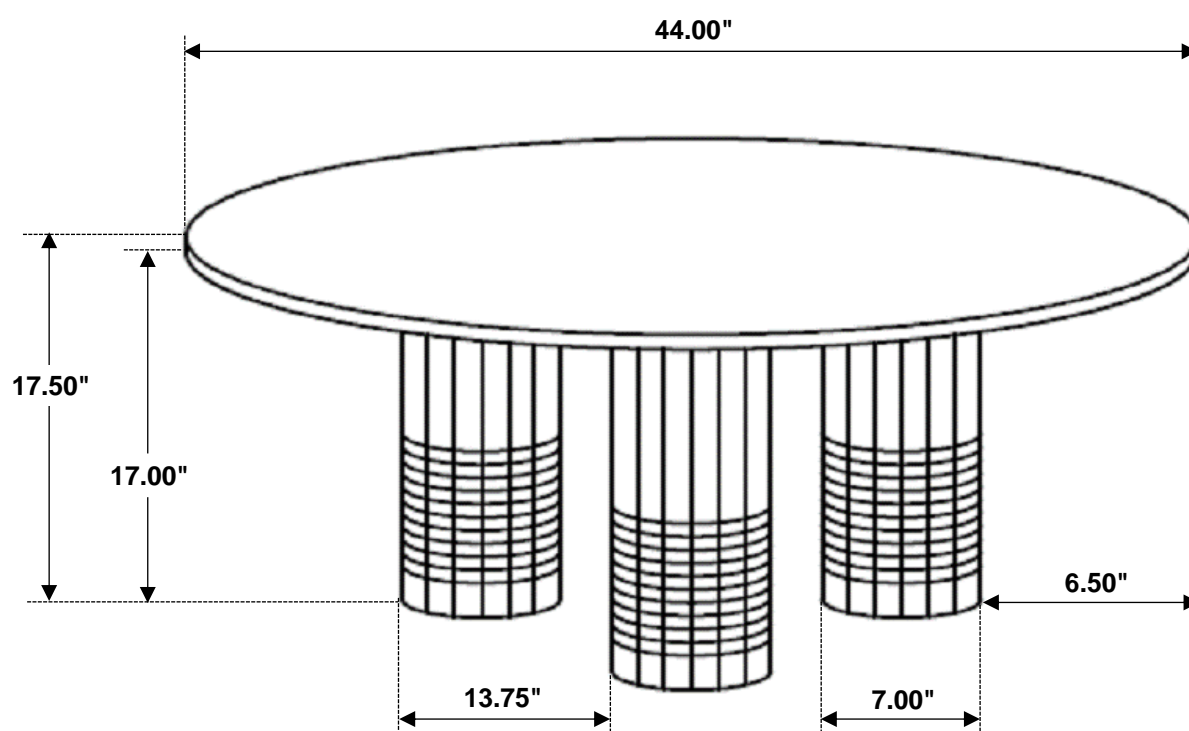


STEP 2
COMPLETE



ITEM: **709668(B1&B2)**

COASTER
FINE FURNITURE



Note : Dimension tolerance $\pm 5\%$