

ASSEMBLY INSTRUCTION

MADE IN MALAYSIA

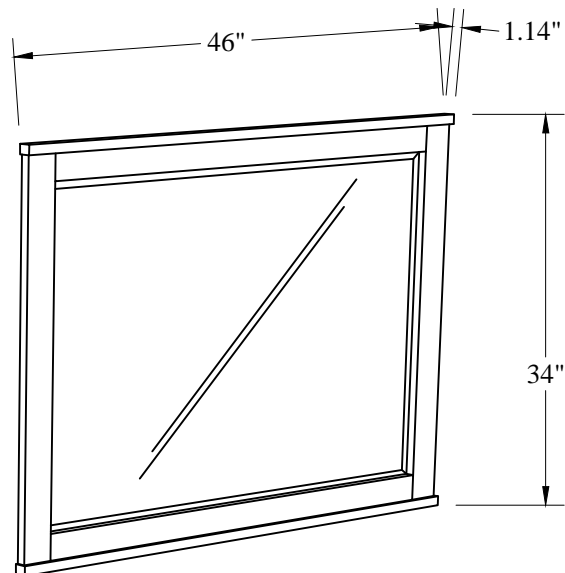
B372-24

Thank you for purchasing this quality product. Be sure to check all packing materials carefully for small parts that may have come loose inside the carton during shipment.

Before you start assembly : Please read all instructions carefully before beginning the assembly process. It is recommended that 2 people work together during assembly to prevent personal injury and to ensure that heavy or cumbersome parts are not damaged during the process.

Caution: For your safety, this product requires two people to lift.

Assembled Dimensions



10 MINUTE

APPROXIMATE ASSEMBLY TIME

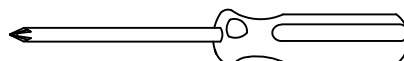


2 PERSONS



REQUIRED ASSEMBLY SPACE

REQUIRED ASSEMBLY TOOLS

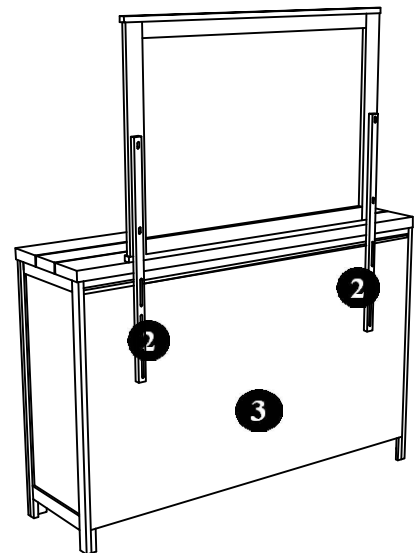



NOT PROVIDED

Need Assistance? Call us at 1-855-343-7378 from 8:00 am to 5:00pm PST Monday - Friday

B372-24

PART LIST

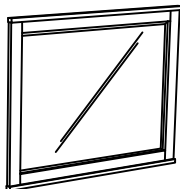


NO.

PART LIST

QTY

(1)



MIRROR

1


(2)



SUPPORT

2

(3)

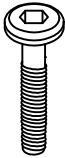
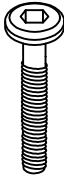


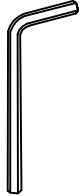


DRESSER

1

B372-24

HARDWARE LIST

A	B	C	D	E
				
4x M6 x 35mm JCBC BOLT	4x M6 x 40mm JCBC BOLT	8x 1/4" SPRING WASHER	8x 1/4" ID x 19mmOD FLAT WASHER	1x m4x65mm ALLEN KEY

