

24" Compact Washer

800 Series – WAT28402UC



BOSCH
Invented for life



WAT28402UC
White

The 800 series laundry pair is **ENERGY STAR®** qualified and offers matching quality, water protection, design and fast wash and dry cycles.

Features & Benefits

Wash 5 men's dress shirts in just 15 minutes.

AquaStop® Plus provides extra protection against water damage.

The 800 series washer is ENERGY STAR® qualified.

SpeedPerfect™ provides up to 40% faster washing time.*

EcoSilence motor delivers quiet, efficient & long lasting performance.

Wash up to 18 towels in one load.

*As compared to Perm Press Heavy Soil cycle without SpeedPerfect™



General Properties

Drum material	Stainless Steel
Maximum spin speed (rpm)	1,400
Interior Light	Yes (LED)
Leak protection systems	AquaStop® Plus (AquaStop® Base + Aquashield® Hose)
Internal water heater	Yes
Stackable	Yes
Silence level – washing (dBA)	50
Silence level – spinning (dBA)	71
Programs (No.), [Special]	(15), [Super Quick 15, Whitest Whites]
Options (No.), [Special]	(6), [SpeedPerfect™, PreWash]
Energy consumption (kWh/yr)	84
Water consumption (gal/yr)	2,294
ENERGY STAR® qualified	Yes

Capacity

Capacity (cu. ft.)	2.2
Relative load	18 bath towels

Design Elements

Door ring	Chrome
Control type	Touch
Dial	Chrome design, metal material
Bosch logo on door glass	Yes



Technical Details

Watts (W)	2,520
Circuit breaker if plugged into an individual circuit (A)	20
Volts (V)	208/220-240
Current (A)	10.5
Frequency (Hz)	60
Plug type	240V; NEMA 6-15 (3 prong)
Power cord included	Yes
Power cord length (in)	63 (Full Length)
Drain hose length (in)	57 (Full Length)
Inlet hose length (in)	59 (Full Length)
Door hinge	Left Side (Not Reversible)

Dimensions & Weight

Overall appliance dimensions (HxWxD)(in)	33 1/4" x 23 1/2" x 25"
Net weight (lbs)	160
Minimum stack height (in)	67 3/4"

ADA compliance

- Meets ADA height and access requirements *when installed on pedestal.*
- Meets ADA operable parts requirements for controls and detergent dispenser.

Accessories—Optional

Short Stainless Steel Hose (If needed for plumbing box clearance with AQS hose)	P/N 645787
---	------------



WMZ20490
Pedestal

Accessories: To purchase Bosch accessories, cleaners & parts please visit www.bosch-home.com/us/store or call 1-800-944-2904 (Mon to Fri 5 am to 6 pm PST, Sat 6 am to 3 pm PST).

Notes: All height, width and depth dimensions are shown in inches. BSH reserves the absolute and unrestricted right to change product materials and specifications, at any time, without notice. Consult the product's installation instructions for final dimensional data and other details prior to making cutout.

Warranties: Please see Use & Care manual or Bosch website for statement of limited warranty.

For more information on our entire line of products, go to www.bosch-home.com/us or call 1-800-944-2904

© BSH Home Appliances Corporation. All rights reserved. Bosch is a registered trademark of Robert Bosch GmbH.

24" Compact Washer

800 Series – WAT28402UC

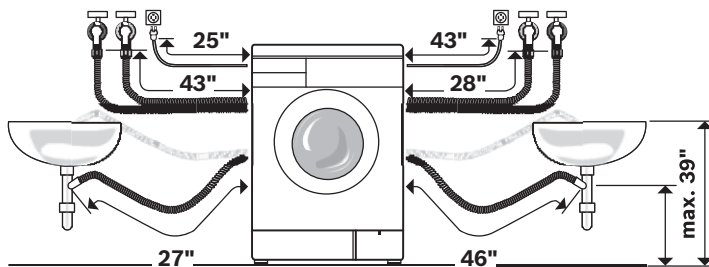
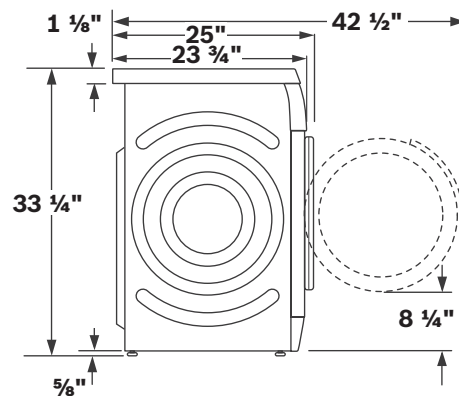
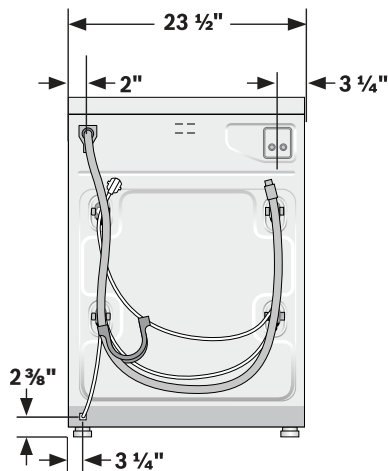
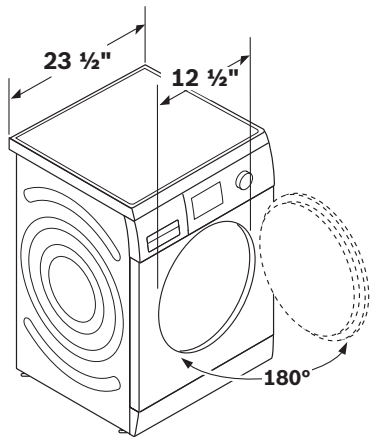


BOSCH

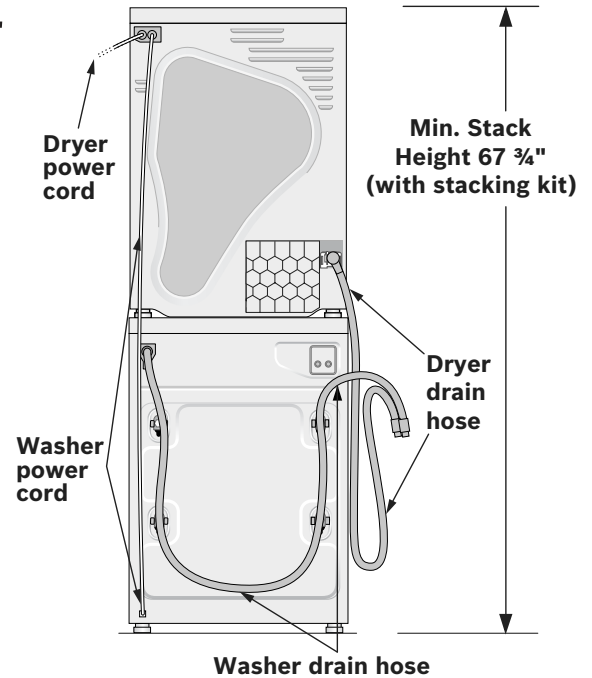
Invented for life

Installation Details

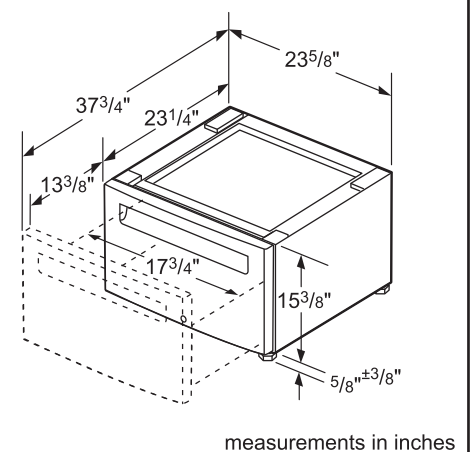
Dimensions in inches



Washer plugs into the dryer or properly installed 240V NEMA 6-15 wall receptacle.



Optional Pedestal



measurements in inches

Accessories: To purchase Bosch accessories, cleaners & parts please visit www.bosch-home.com/us/store or call 1-800-944-2904 (Mon to Fri 5 am to 6 pm PST, Sat 6 am to 3 pm PST).

Notes: All height, width and depth dimensions are shown in inches. BSH reserves the absolute and unrestricted right to change product materials and specifications, at any time, without notice. Consult the product's installation instructions for final dimensional data and other details prior to making cutout.

Warranties: Please see Use & Care manual or Bosch website for statement of limited warranty.

For more information on our entire line of products, go to www.bosch-home.com/us or call 1-800-944-2904

© BSH Home Appliances Corporation. All rights reserved. Bosch is a registered trademark of Robert Bosch GmbH.

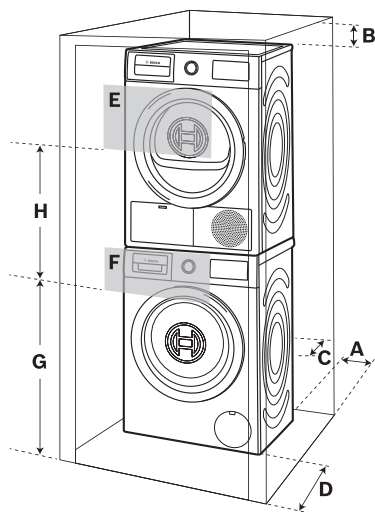
24" Compact Washer

800 Series – WAT28402UC

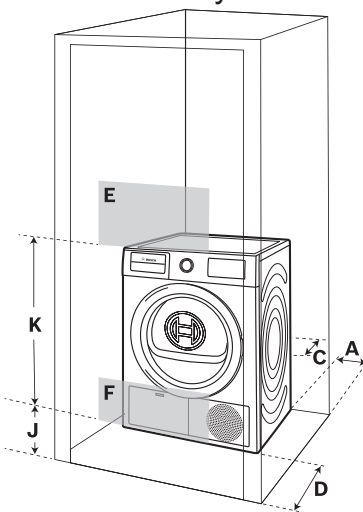


Installation Details

Closet: Stacked



Closet: Stand Alone (shown)
or Side by Side



Clearance requirements (Minimum)

A Both Sides	5/8 in.
B Top	6 1/4 in.
C Rear	2 1/2 in.
D Front	2 1/2 in.

Ventilation Area (Minimum)

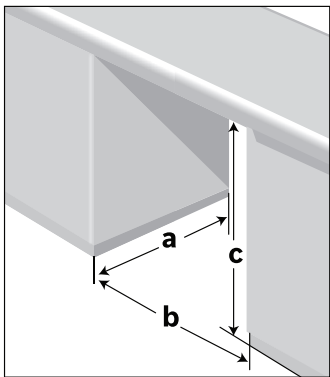
E Top	63 sq. in.
F Bottom	63 sq. in.

Vent Spacing

G	37 in.
H	26 in.
J	3 in.
K	29 in.

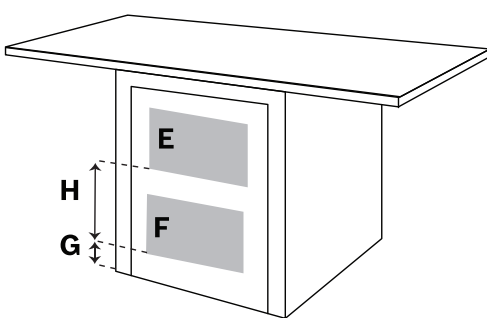
Enclosure Dimensions

Under Counter: (Preferred)



Front of the appliance fully open. No doors or coverings.

Under Counter: (Less Preferred)



If the front of the appliance is covered, ventilation openings must be installed as shown and front/rear clearances adhered to according to closet installations.

Minimum opening dimensions

a	28 in.
b	23 7/8 in.
c	34 1/2 in.

E & F are minimum area sizes

E	63 sq. in.
F	63 sq. in.

G & H actual spacing dimensions for min. open area sizes

G	3 in.
H	14 in.

Accessories: To purchase Bosch accessories, cleaners & parts please visit www.bosch-home.com/us/store or call 1-800-944-2904 (Mon to Fri 5 am to 6 pm PST, Sat 6 am to 3 pm PST).

Notes: All height, width and depth dimensions are shown in inches. BSH reserves the absolute and unrestricted right to change product materials and specifications, at any time, without notice. Consult the product's installation instructions for final dimensional data and other details prior to making cutout.

Warranties: Please see Use & Care manual or Bosch website for statement of limited warranty.

For more information on our entire line of products, go to www.bosch-home.com/us or call 1-800-944-2904

© BSH Home Appliances Corporation. All rights reserved. Bosch is a registered trademark of Robert Bosch GmbH.