

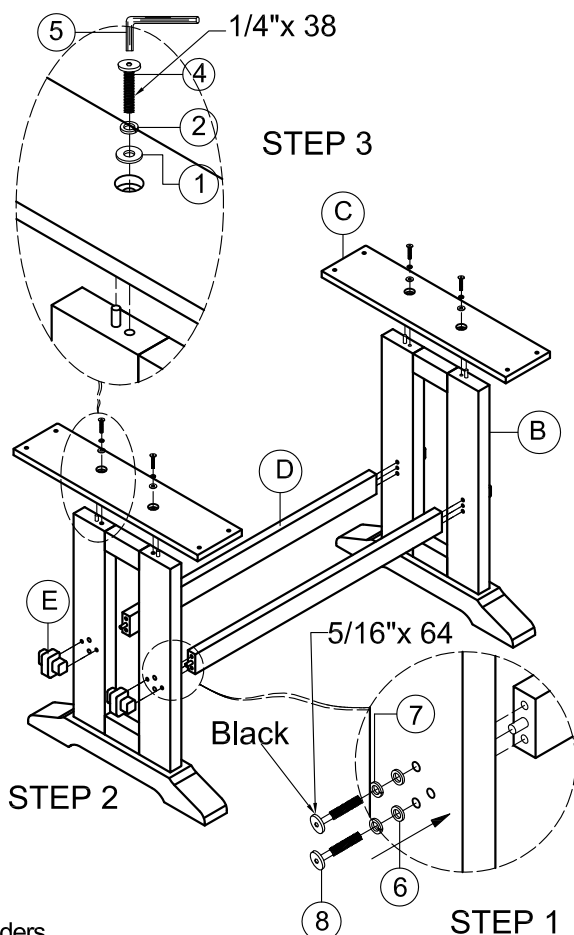
WINNERS

ONLY INC.

ASSEMBLY INSTRUCTIONS

ITEM NO : DMG4492

Thank you for purchasing this quality product . Be sure to check all packaging material carefully for small parts that may have come loose inside the carton during shipment .



Reminders

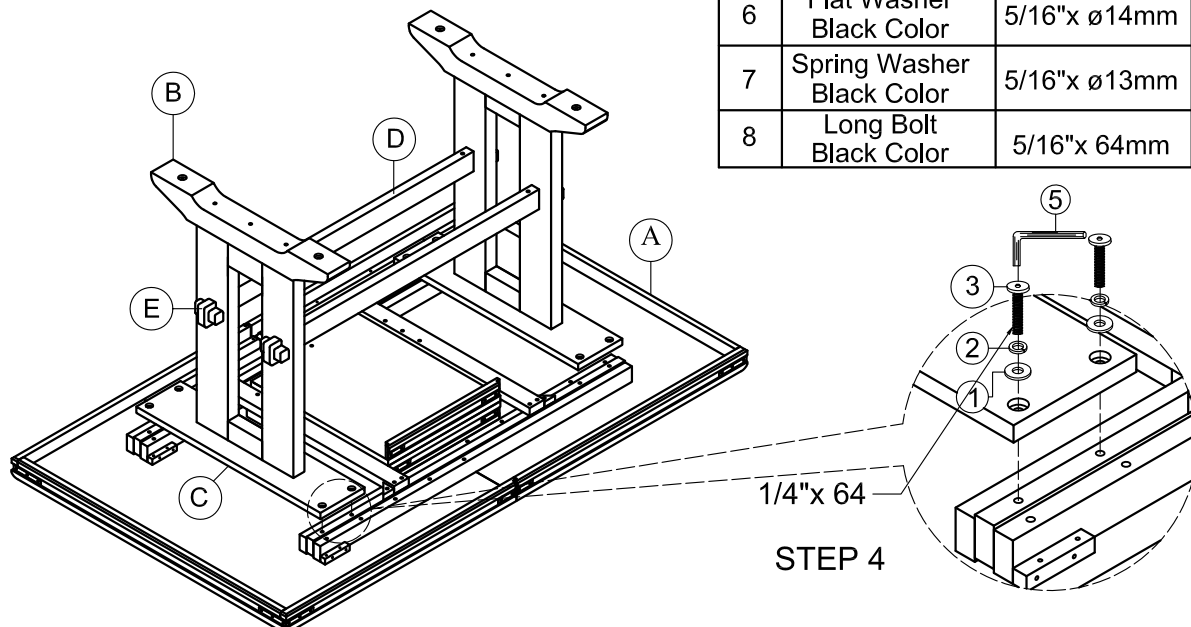
1. Use only the hardware supplied.
2. Once the table is finished, level and tighten all the bolts.
3. Do not over-tighten bolts.
4. This item may require periodic tightening.

Components List :

NO	DESCRIPTION	SKETCH	QTY
A	Table Top		1pc
B	Table Leg		2pcs
C	Mounting Plate		2pcs
D	Trestle		2pcs
E	Cap		4pcs

Hardware List :

NO	DESCRIPTION	SIZE	SKETCH	QTY
1	Flat Washer	5/16"x ø19mm		12pcs
2	Spring Washer	5/16"x ø13mm		12pcs
3	Long Bolt	1/4"x 64mm		8pcs
4	Short Bolt	1/4"x 38mm		4pcs
5	Allen Key	58x 23x 4mm		1pc
6	Flat Washer Black Color	5/16"x ø14mm		8pcs
7	Spring Washer Black Color	5/16"x ø13mm		8pcs
8	Long Bolt Black Color	5/16"x 64mm		8pcs



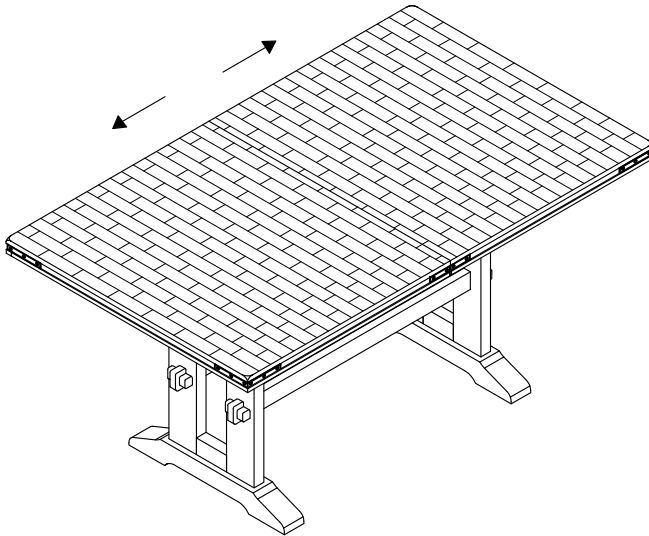
WINNERS

ONLY INC.

ASSEMBLY INSTRUCTIONS

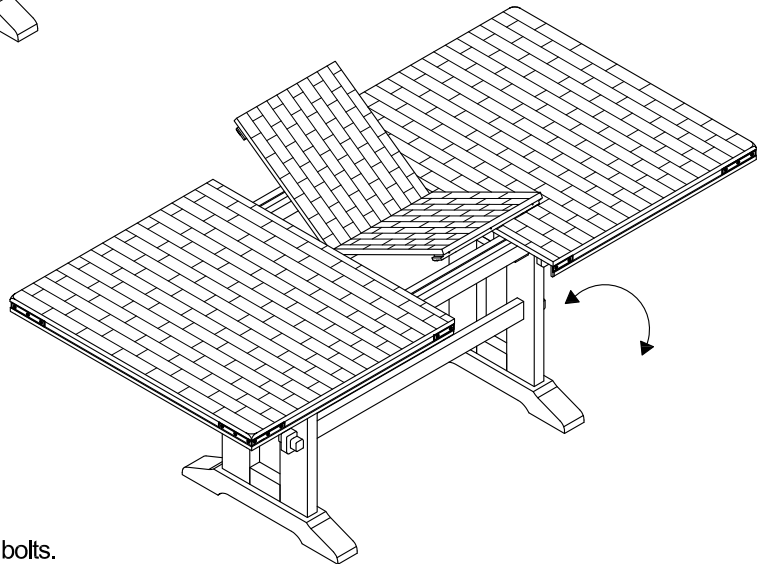
ITEM NO : DMG4492

Thank you for purchasing this quality product . Be sure to check all packaging material carefully for small parts that may have come loose inside the carton during shipment .



STEP 5

Pull the table top wide open from both ends.

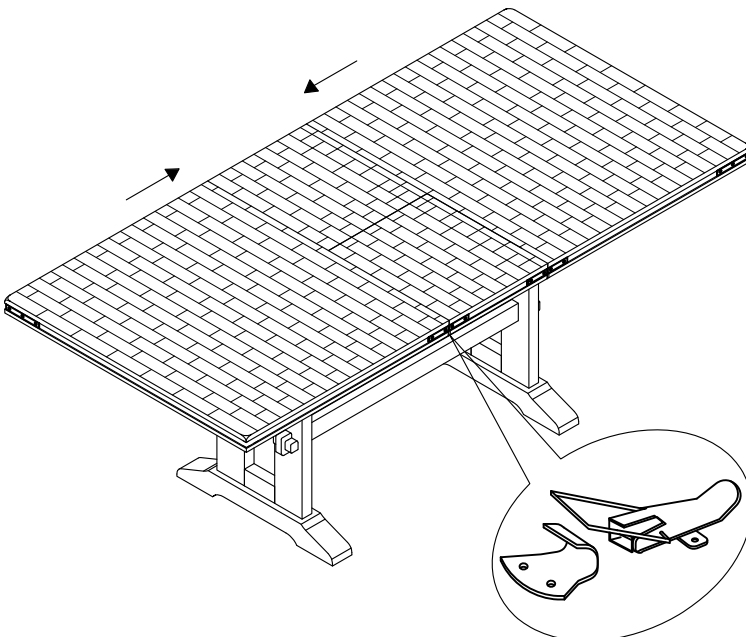


STEP 6

Lift both leaves from the compartment and place them on the surface carefully

Reminders

1. Use only the hardware supplied.
2. Once the table is finished, level and tighten all the bolts.
3. Do not over-tighten bolts.
4. This item may require periodic tightening.



STEP 7

Push the table top from both ends to close the gap and lock from underneath the table

MADE IN VIETNAM