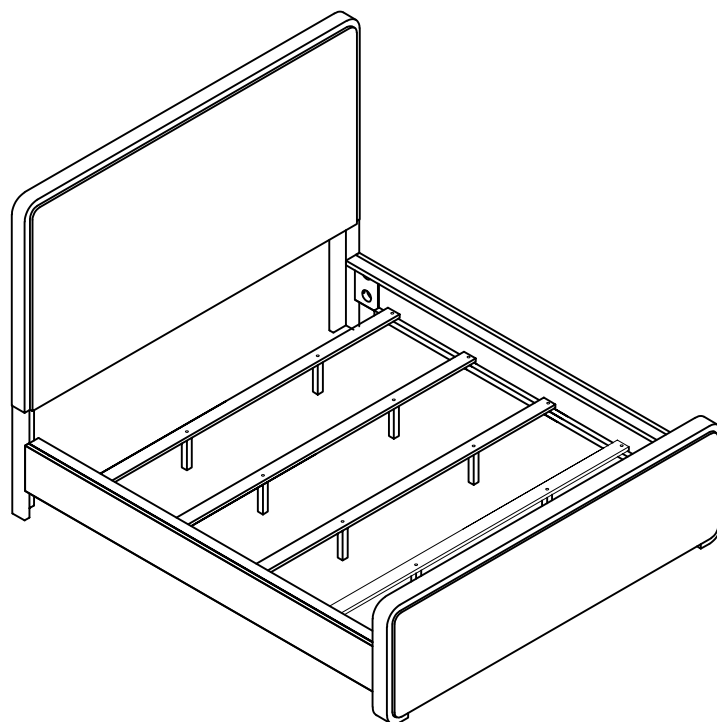




## ASSEMBLY INSTRUCTIONS COASTER FINE FURNITURE



*Fine Furniture for every stage of life*

# 224751KW(B1-B3) California King Bed

# ITEM: 224751KW(B1-B3)

## ASSEMBLY INSTRUCTIONS



### ASSEMBLY TIPS:

- 1.Remove hardware from box and sort by size.
- 2.Please check to see that all hardware and parts are present prior to start of assembly.
- 3.Please follow attached instruction in the same sequence as numbered to assure fast & easy assembly.



### WARNING!

- 1.Don't attempt to repair or modify parts that are broken or defective. Please contact the store immediately.
- 2.This product is for home use only and not intended for commercial establishments.



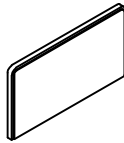
ASSEMBLY TIME

25 MINUTES

## PARTS IDENTIFICATION

### B1 (BOX 1)

A HEADBOARD PANEL



1PC

B LEFT HEADBOARD LEG



1PC

C RIGHT HEADBOARD LEG

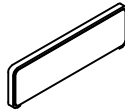


1PC

1PC

### B2 (BOX 2)

D FOOTBOARD



1PC

### B3 (BOX 3)

E BED RAIL



2PCS

F BED SLAT



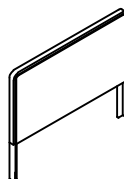
4PCS

G BED SLAT SUPPORT WITH LEVELER



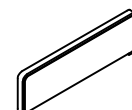
8PCS

HB 224751KW (B1)  
FROM BOX 1  
HEADBOARD  
COMPLETE



1PC

D 224751KW (B2)  
FROM BOX 2  
FOOTBOARD



1PC

# ITEM: 224751KW(B1-B3)

## ASSEMBLY INSTRUCTIONS



### ASSEMBLY TIPS:

- 1.Remove hardware from box and sort by size.
- 2.Please check to see that all hardware and parts are present prior to start of assembly.
- 3.Please follow attached instruction in the same sequence as numbered to assure fast & easy assembly.







### WARNING!


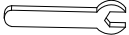



- 1.Don't attempt to repair or modify parts that are broken or defective. Please contact the store immediately.
- 2.This product is for home use only and not intended for commercial establishments.

## HARDWARE IDENTIFICATION

### Z-B1 (BOX 1) - HARDWARE PACK IS LOCATED IN 224751KW (B1)

1	<b>BOLT</b> (Ø5/16" x 50MM-RBW)		6PCS	3	<b>FLAT WASHER</b> (Ø5/16" x 19 x 2MM - RBW)		6PCS
2	<b>LOCK WASHER</b> (Ø5/16" x 14 x 2MM - RBW)		6PCS	4	<b>ALLEN WRENCH</b> (M4 x 58MM- RBW)		1PC

### Z-B3 (BOX 3) - HARDWARE PACK IS LOCATED IN 224751KW (B3)

5	<b>THREADED BOLT</b> (Ø5/16" x 90mm - RBW)		8PCS	8	<b>WRENCH</b> (M12 x L90mm - RBW)		1PC
6	<b>U-SQUARE WASHER</b> (Ø5/16" x 35 x 14mm - RBW)		8PCS	9	<b>FLAT HEAD SCREW</b> (Ø8" x 30mm - RBW)		8PCS
7	<b>HEX NUT</b> (Ø5/16" x12 x 18mm - RBW)		8PCS				

### NOTE:

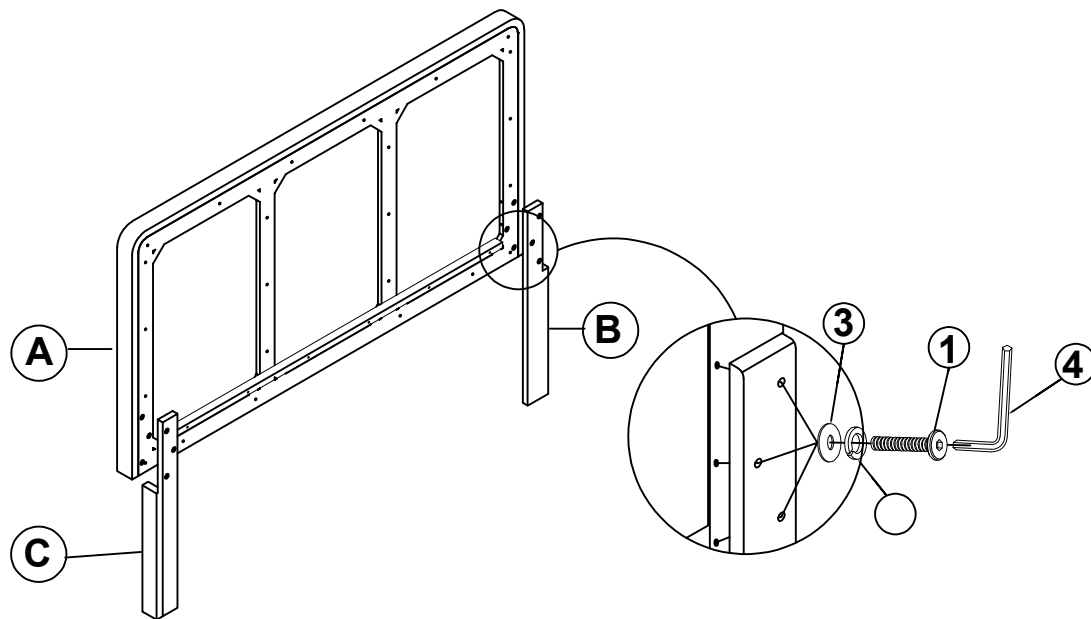
Phillips head screw driver is required in the assembly process; however, manufacturer does not provide this item.

# ITEM: 224751KW(B1-B3)

## ASSEMBLY INSTRUCTIONS

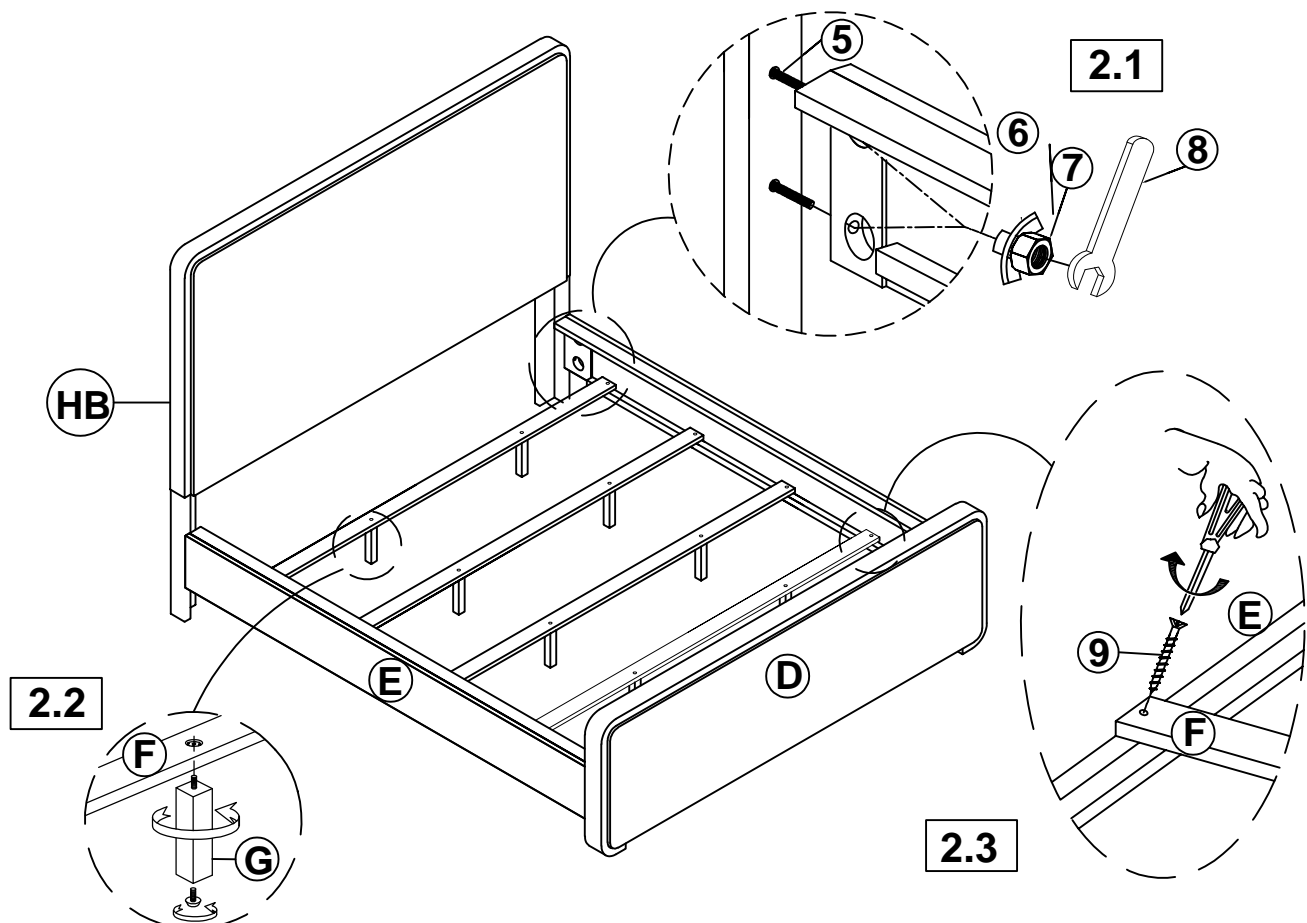


### STEP 1



\* BACK VIEW

### STEP 2


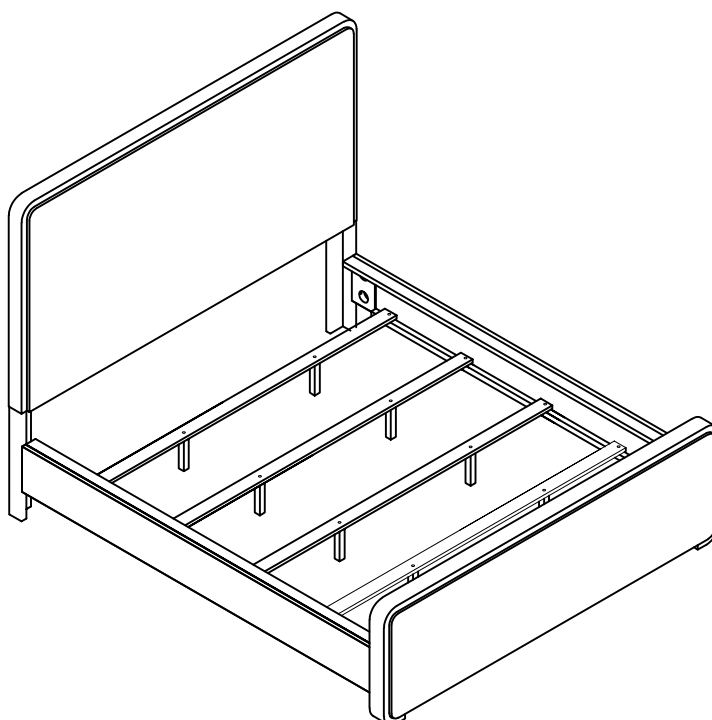


ITEM: **224751KW(B1-B3)**

**ASSEMBLY INSTRUCTIONS**



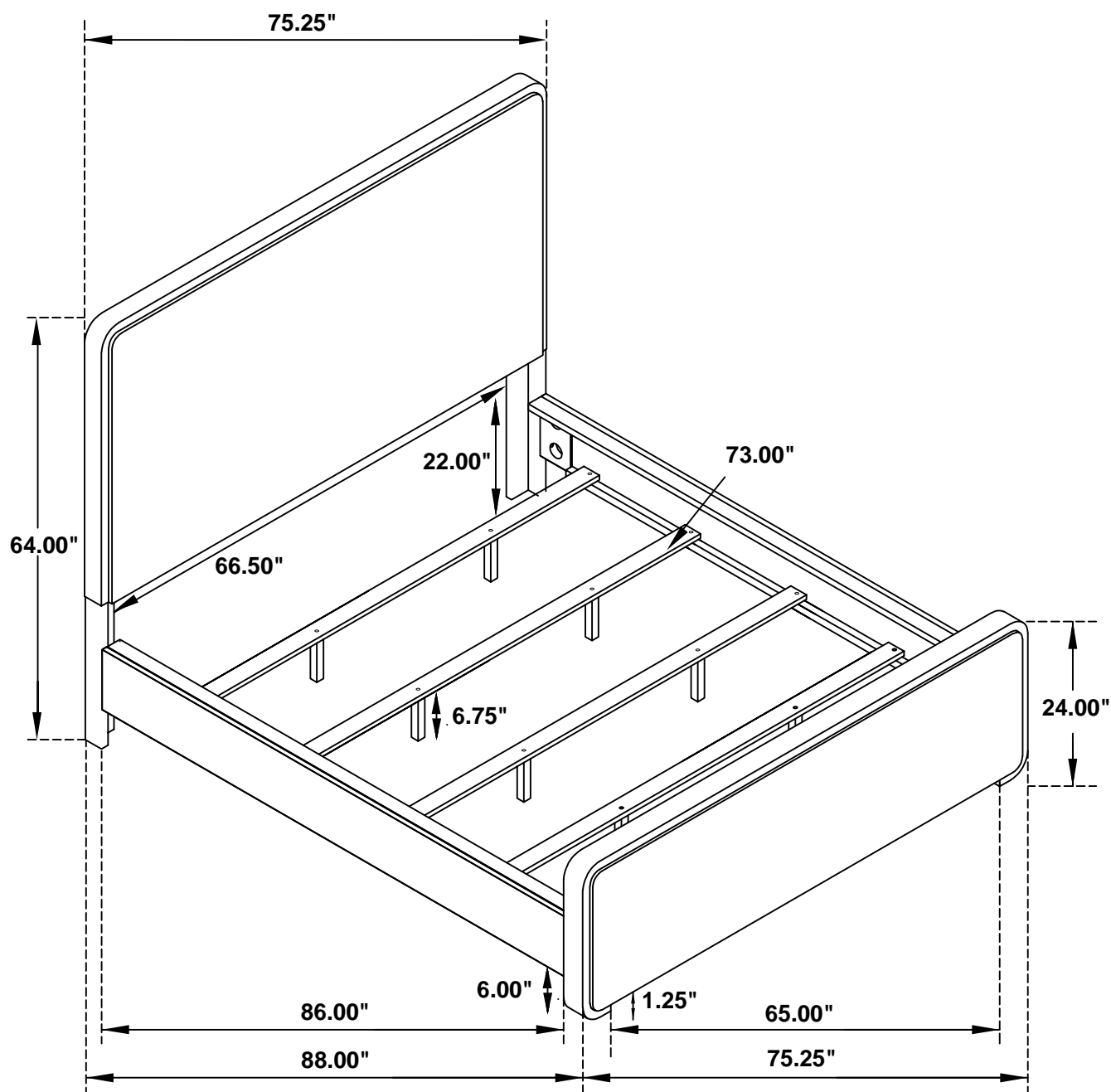
**STEP 3**  
**COMPLETE**



ITEM: **224751KW(B1-B3)**



Inner Size : 73.00"W x 86.00"D



Note: Dimension tolerance  $\pm$  5%