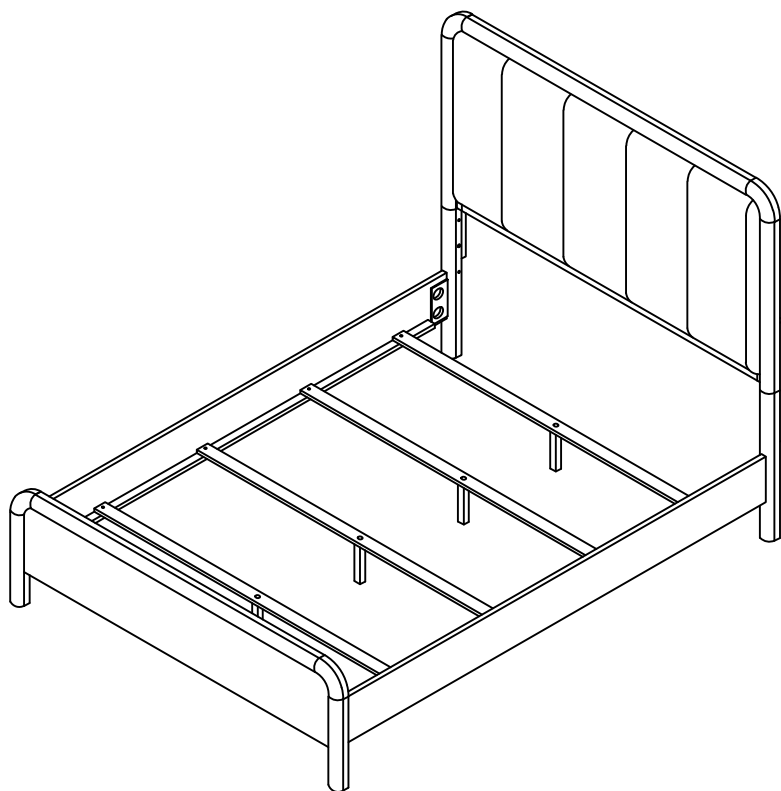


ASSEMBLY INSTRUCTIONS COASTER FINE FURNITURE



Fine Furniture for every stage of life

224271Q (B1-B3)
Queen Bed

ITEM: 224271Q (B1-B3)



ASSEMBLY INSTRUCTIONS


ASSEMBLY TIPS:

1. Remove hardware from box and sort by size.
2. Please check to see that all hardware and parts are present prior to start of assembly.
3. Please follow attached instructions in the same sequence as numbered to assure fast & easy assembly.



WARNING!

1. Don't attempt to repair or modify parts that are broken or defective. Please contact the store immediately.
2. This product is for home use only and not intended for commercial establishments.



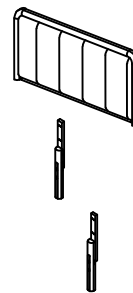
ASSEMBLY TIME

30 MINUTES

PARTS IDENTIFICATION

B1 (BOX 1)

- A HEADBOARD PANEL
- B LEFT HEADBOARD LEG
- C RIGHT HEADBOARD LEG



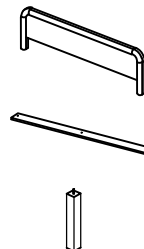
1PC

1PC

1PC

B2 (BOX 2)

- D FOOTBOARD
- E BED SLAT
- F BED SLAT SUPPORT WITH LEVELER



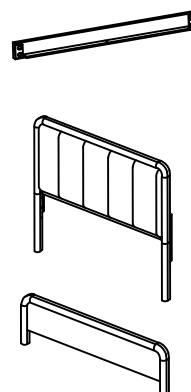
1PC

4PCS

4PCS

B3 (BOX 3)

- G BED RAIL
- HB 224271Q (B1)
FROM BOX 1
HEADBOARD COMPLETE
- D 224271Q (B2)
FROM BOX 2
FOOTBOARD



2PCS

1PC

1PC

ITEM: 224271Q (B1-B3)



ASSEMBLY INSTRUCTIONS

ASSEMBLY TIPS:

1. Remove hardware from box and sort by size.
2. Please check to see that all hardware and parts are present prior to start of assembly.
3. Please follow attached instructions in the same sequence as numbered to assure fast & easy assembly.



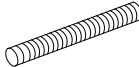









WARNING!

1. Don't attempt to repair or modify parts that are broken or defective. Please contact the store immediately.
2. This product is for home use only and not intended for commercial establishments.

HARDWARE IDENTIFICATION

Z-B3 (BOX 3) - HARDWARE PACK IS LOCATED IN 224271Q (B3)

1	ALLEN WRENCH (M4 x 110mm - BLK)		1PC
2	BOLT (M6 x 45mm - BLK)		8PCS
3	THREADED BOLT (M6 x 80mm - RBW)		8PCS
4	WOOD DOWEL (M8 x 30mm)		8PCS
5	HALF ROUND NUT (8.5 x 15 x 32mm - BRN)		8PCS
6	LOCK WASHER (M6(Dia 11.8) - BLK)		8PCS
7	FLAT WASHER (M6 x 13mm - BLK)		8PCS
8	HEX NUT (M6 - RBW)		8PCS
9	FLAT HEAD SCREW (#8 x 1 1/8" - BLK)		8PCS
10	WRENCH (2 x 24.5 x 85 - RBW)		1PC

NOTE:

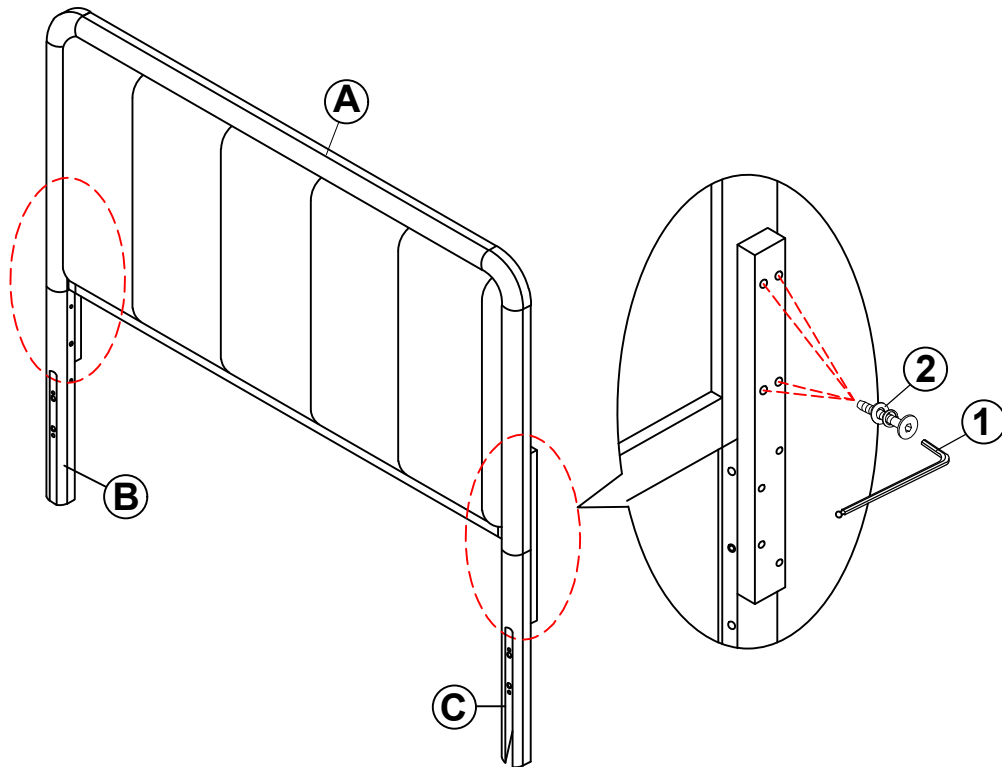
Phillips head screw driver is required in the assembly process; however, manufacturer does not provide this item.

ITEM: **224271Q (B1-B3)**

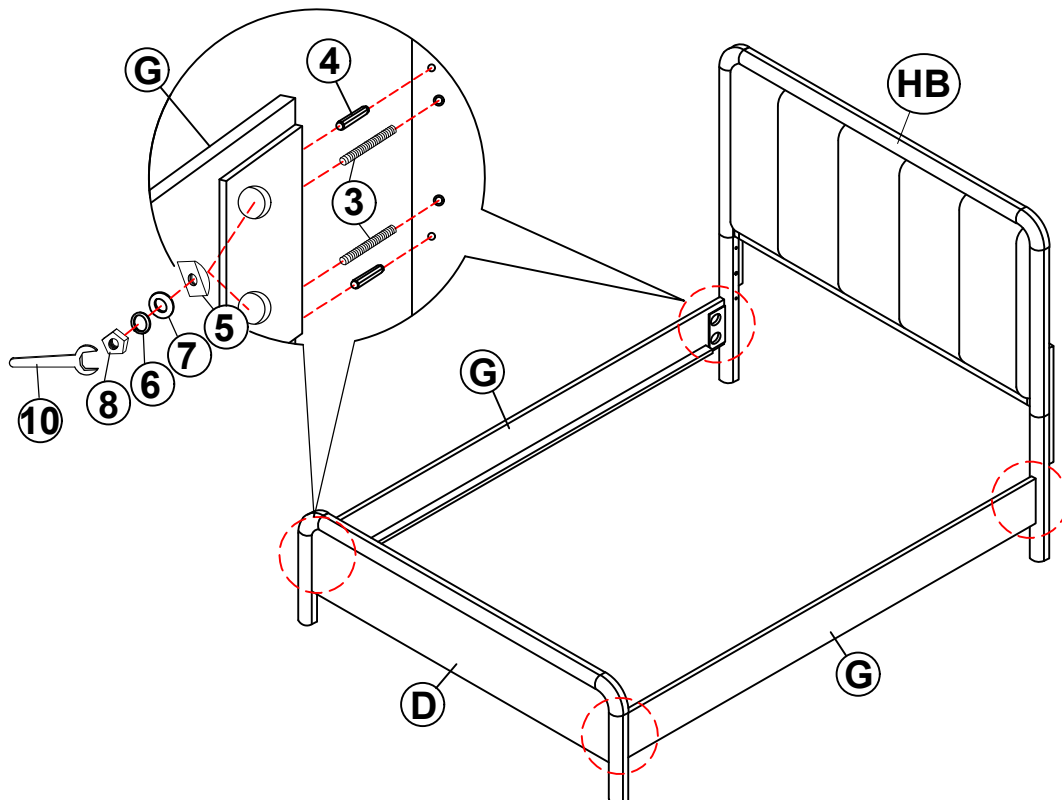


ASSEMBLY INSTRUCTIONS

STEP 1



STEP 2

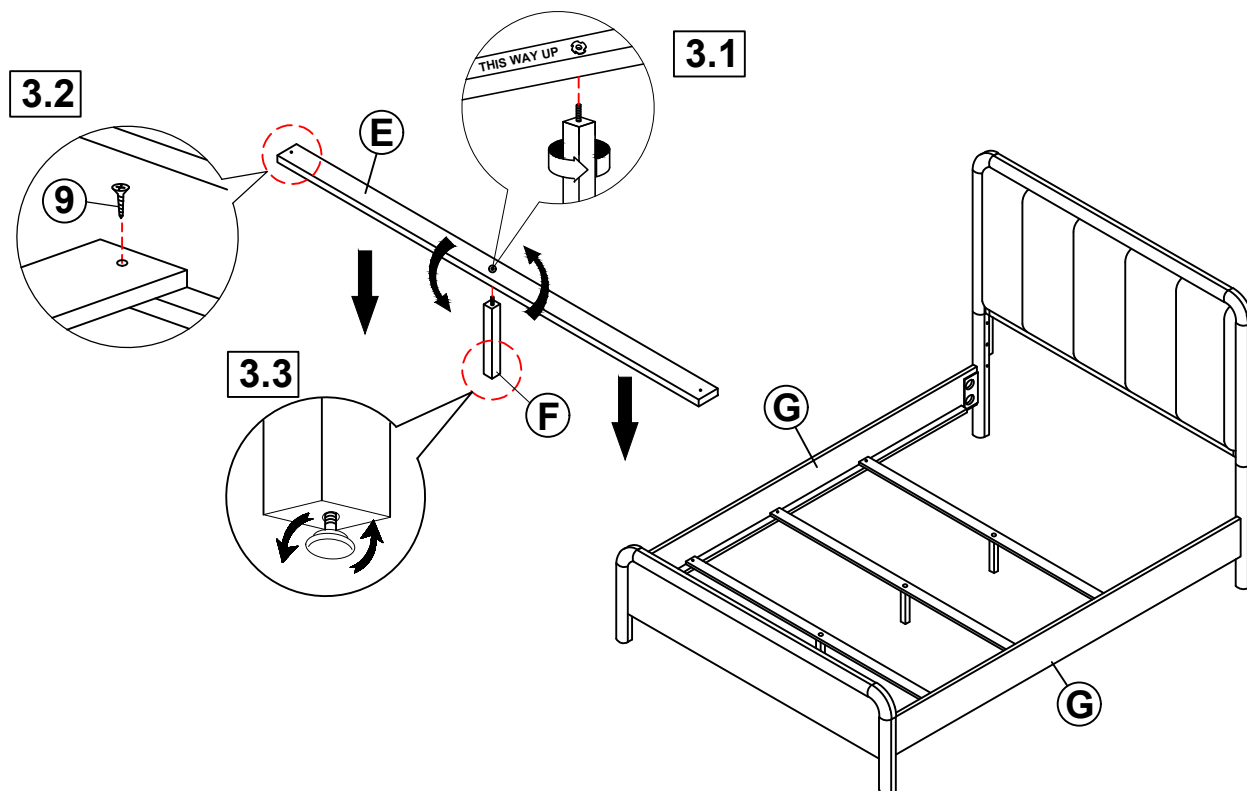


ITEM: **224271Q (B1-B3)**


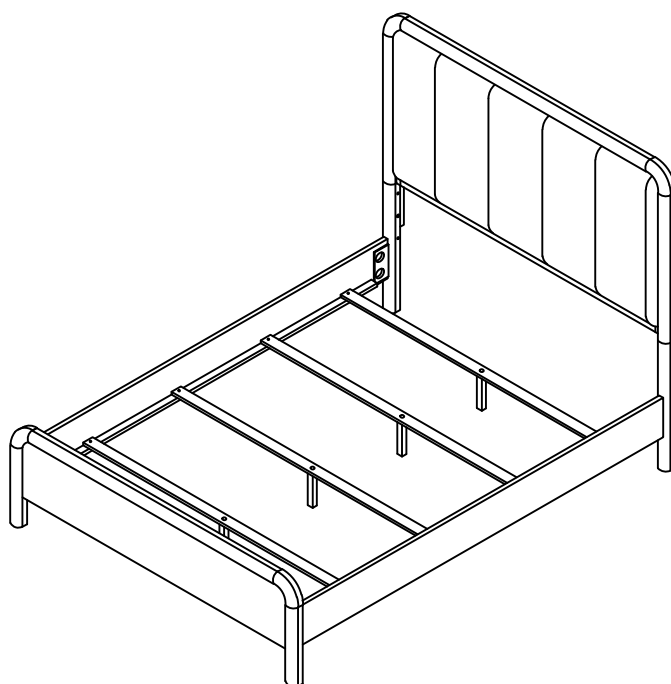


ASSEMBLY INSTRUCTIONS

STEP 3



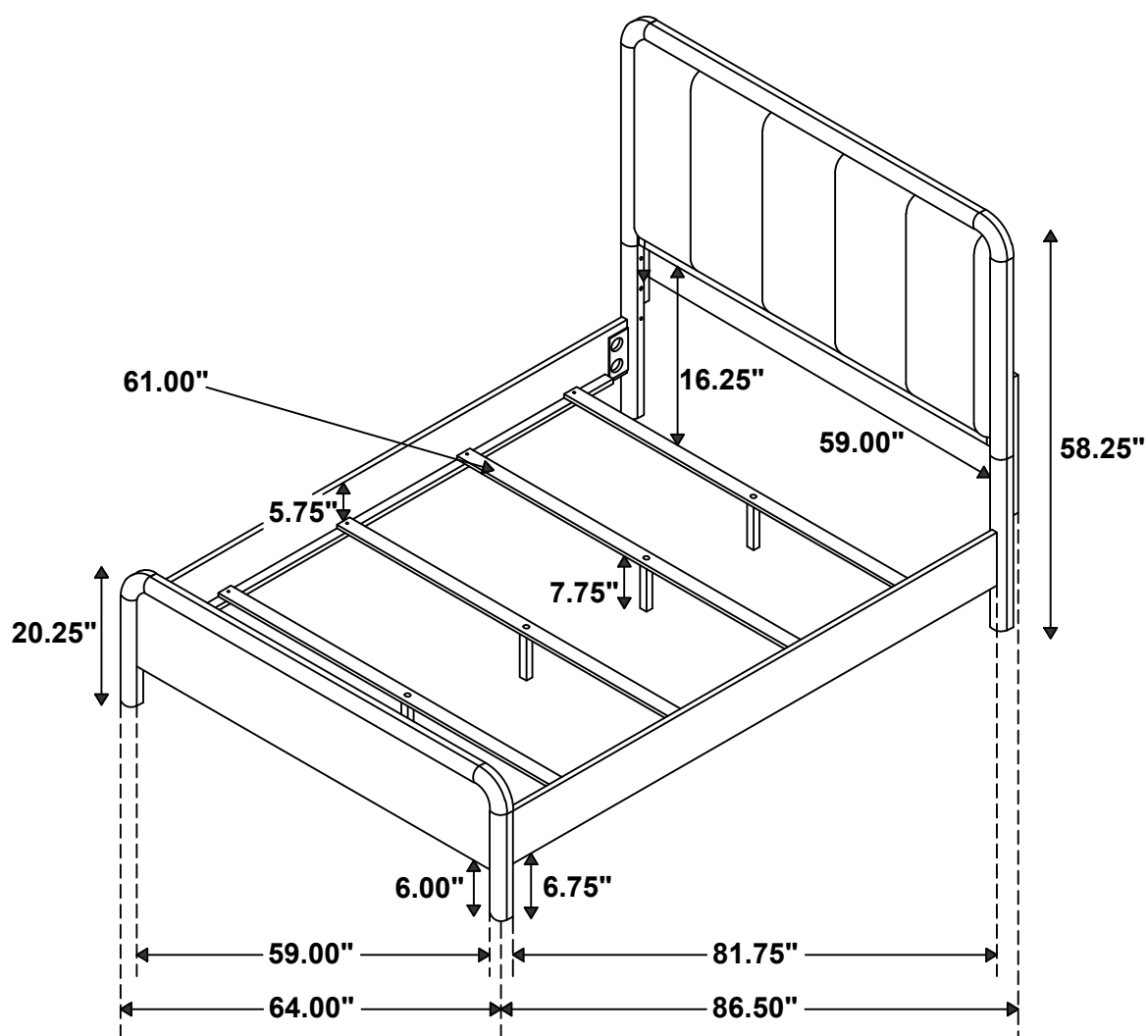
STEP 4 COMPLETE



ITEM: **224271Q (B1-B3)**



Inner Size : 61.00"W x 81.00"D



Note : Dimension tolerance $\pm 5\%$