

SKSIT3601GE
36-INCH
FLEX INDUCTION COOKTOP



POWERFUL CENTER ELEMENT

With 7,000 watts of power, the 11-inch dual center element is the most powerful center induction element in the industry*. This element can boil one quart of water in about a minute.

TWO FLEX COOKING ZONES

From a small pan to a large griddle, each Flex Cooking Zone combines elements to accommodate different sizes and shapes of cookware. Each zone provides up to 3,700 watts of power.

PROUD/FLUSH INSTALLATION

The cooktop can be installed proud, allowing quick and easy retro-fit installation. A flush-mount installation provides a sleek appearance that blends seamlessly with countertops.

LCD TOUCH CONTROL

7-inch color LCD touch control allows for easy interface and use. The seamlessly integrated display is also easy to clean.

WI-FI ENABLED FOR SMART CONTROL

The innovative Wi-Fi feature, powered by ThinQ® Technology, brings modern convenience to the kitchen. Monitor the on/off status of the cooktop elements from a mobile device using the ThinQ® app. When combined with a Signature Kitchen Suite Hood, ThinQ® Technology lets the cooktop and hood communicate with each other so the elements and fans are synchronized.

Innovation

Wi-Fi Enabled for ThinQ® Monitoring with iPhone / Android App	Yes
Remote Monitoring	Yes
Combine Flex Cooking Zones Into One Large Zone	Yes

Cooktop Features

Frameless Design	Yes
Cooktop Surface	Clear Glass, Black Print
Number of Elements	5
Control Type	Touch Controls
Display	7" TFT LCD
Control Lock	Yes
Hot Surface Indicator	Yes
Element Size (inches)	
Front (Left & Right)	8 1/2 x 7 1/8
Rear (Left & Right)	8 1/2 x 7 1/8
Flex Zone (Left & Right)	8 1/2 x 14 3/16
Dual Zone Center	11 / 7
Pan Sensor	Yes

Cooktop Performance

Front (Left & Right) / Boost	1,850 / 3,700 W
Rear (Left & Right) / Boost	1,850 / 3,700 W
Flex Zone (Left & Right) / Boost	3,300 / 3,700 W
Dual Zone Center / Boost	3,700 / 7,000 W

*Among leading brand 36" induction cooktops when pots over 9" are used.

SKSIT3601GE

36-INCH

FLEX INDUCTION COOKTOP

SKS | SIGNATURE
KITCHEN
SUITE

Technical Specs

ENERGY STAR® Certified	Yes
Energy Source	Electric
Watts	11,100 / 9,000 W (240 / 208V)
Required Power Supply	240 / 208V, 60 Hz, 50 Amp
Plug Type	No Plug
Conduit	64 1/8" Flexible 3-Wire

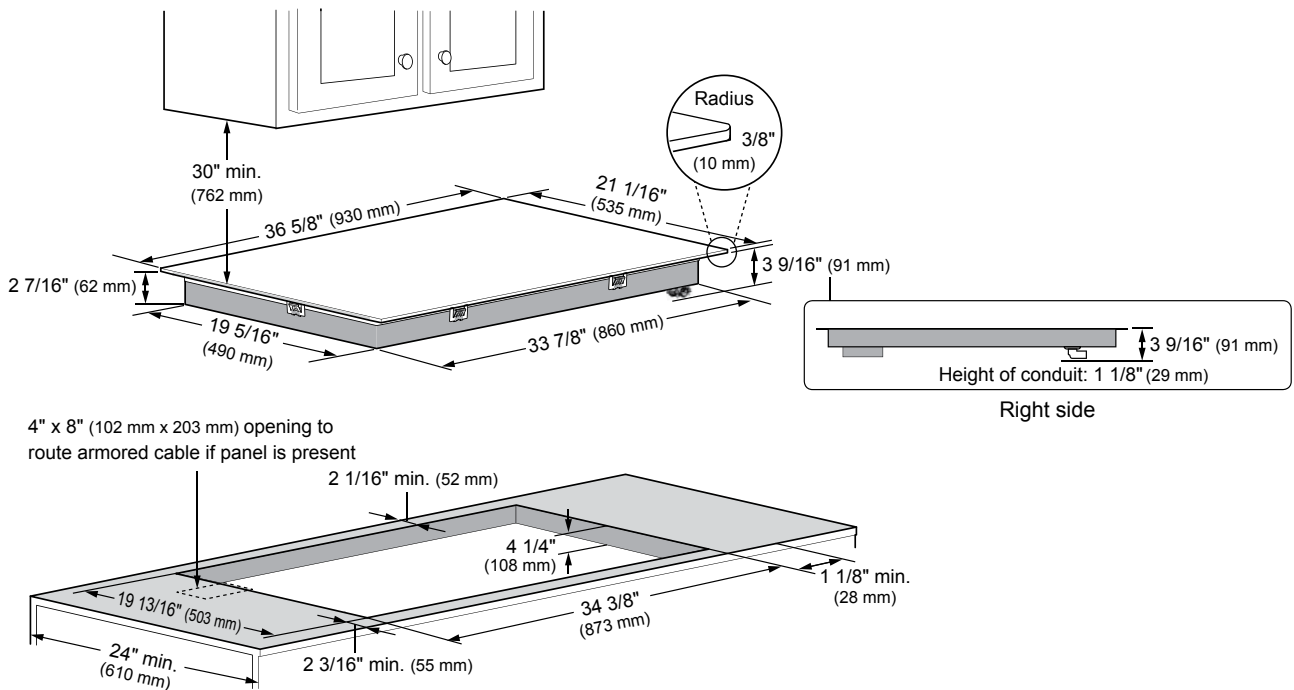
Dimensions and Weight

Overall Width (inches)	36 5/8
Overall Height (inches)	3 9/16
Overall Depth (inches)	21 1/16
Net Weight (approx.)	48.06 lbs.
Shipping Weight (approx.)	54.5 lbs.

Warranty Summary*

Limited Warranty, Parts & Labor	3 Years
---------------------------------	---------

STANDARD INSTALLATION



*These warranties give you specific legal rights and you may have other rights that vary from state to state. For complete warranty details, refer to your Use & Care manual.

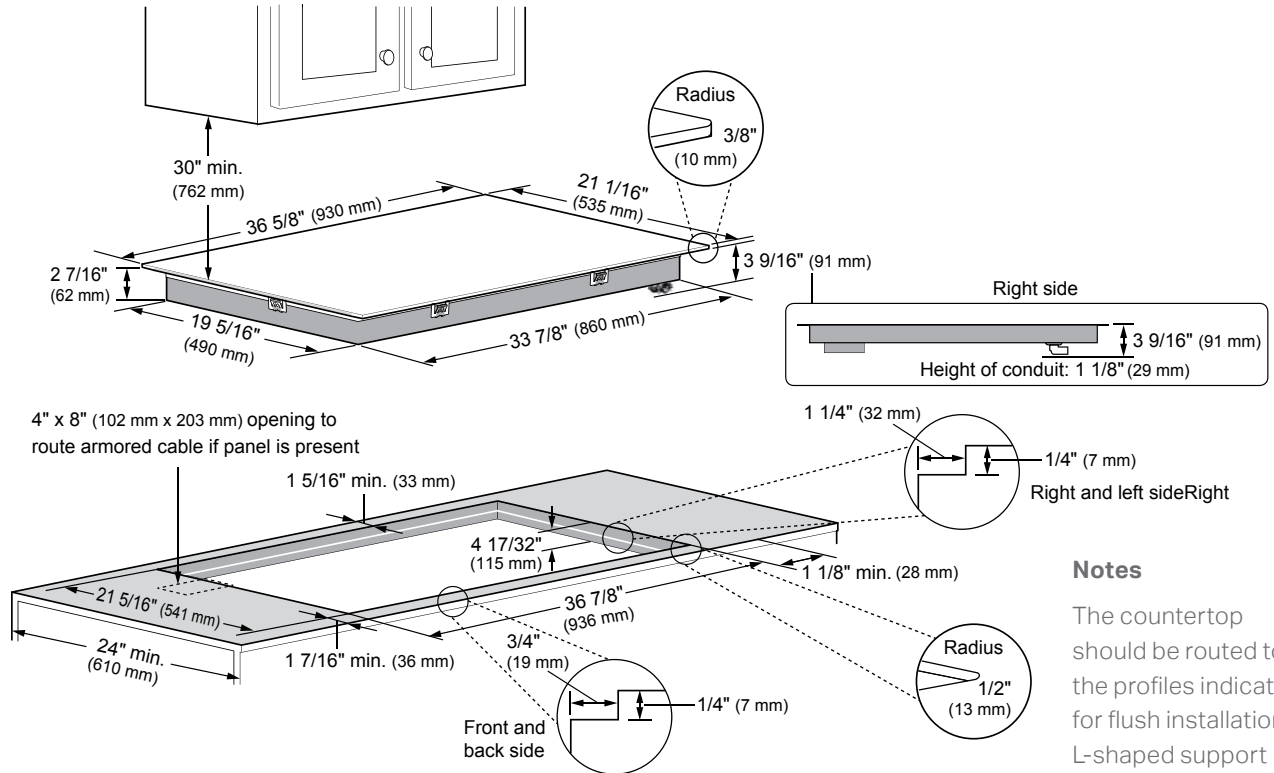
SKSIT3601GE

36-INCH

FLEX INDUCTION COOKTOP

SKS | SIGNATURE
KITCHEN
SUITE

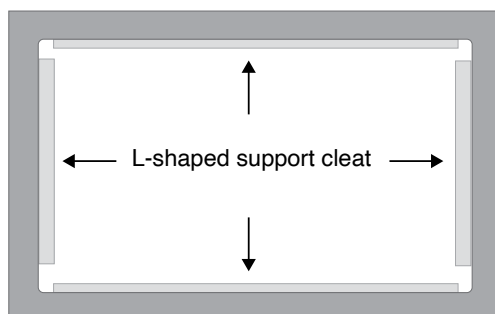
FLUSH INSTALLATION



Notes

The countertop should be routed to the profiles indicated for flush installation. L-shaped support cleats may be used as an alternative.

FLUSH INSTALLATION – CLEAT OPTION



CLEAT OPTION

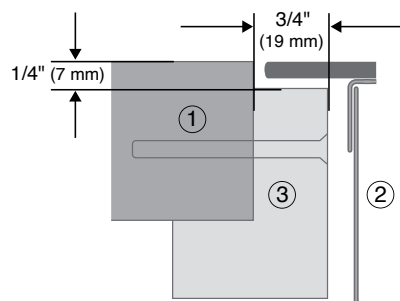
For this installation, the countertop cut-out will be the same size as the outer edge of the cooktop glass.

Attach L-shaped cleats to the perimeter of the countertop cut-out.

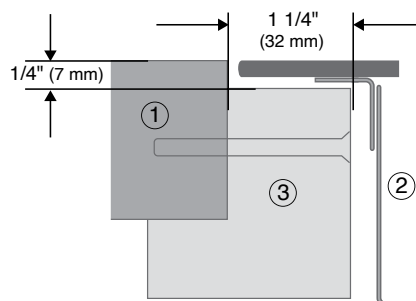
The top edge of the cleat will be attached 1/4" (7 mm) below the surface of the countertop.

Refer to the Illustration below. Attach the cleats to the countertop.

Consult a countertop supplier for proper methods of attachment.



L-shaped cleat (Front and Back)



L-shaped cleat (Right and Left)

- ① Countertop
- ② Cooktop
- ③ L-Shaped Cleat

• All dimensions are stated in inches and millimeters (mm).

SKSIT3601GE

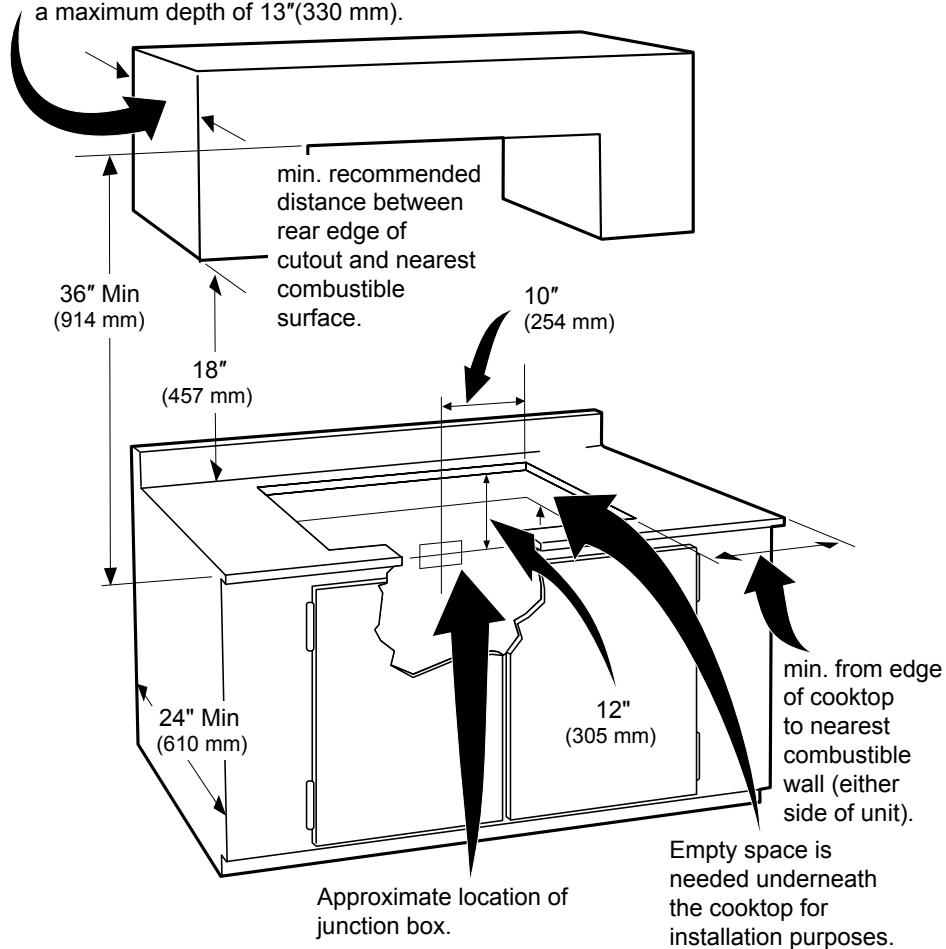
36-INCH

FLEX INDUCTION COOKTOP

SKS | SIGNATURE
KITCHEN
SUITE

INSTALLATION CLEARANCES AND ELECTRICAL LOCATION

Overhead cabinet should not exceed a maximum depth of 13"(330 mm).



Notes

Allow 2" (50 mm) space below the armored cable opening to clear the electric cable and allow space for installation of the junction box on the wall at the back of the cooktop.

RECOMMENDED SPACING BETWEEN COOKTOP AND DRAWER

CAUTION: It is very important to keep $3 \frac{5}{16}$ " (84 mm) distance between the cooktop and the drawer.

