



# ASSEMBLY INSTRUCTION

Model : CHARLIE-WHITE / BLUE / BLACK-DESK & HUTCH


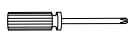
Description : DESK & HUTCH

Thank you for purchasing this quality product. Be sure to check all packing material carefully for small parts that may have come loose inside the carton during shipment.

## PART LIST :

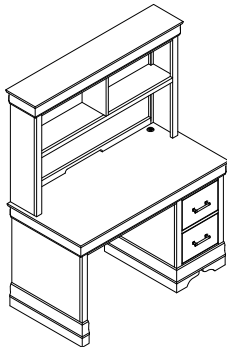
No.	Description	Diagram	Quantity
A	DESK		1
B	HUTCH		1

## HARDWARE LIST :

No.	Description	Diagram	Size	Quantity
C	CB SCREW		M3.5 x 16mm	2
D	SCREW DRIVER (*)			1

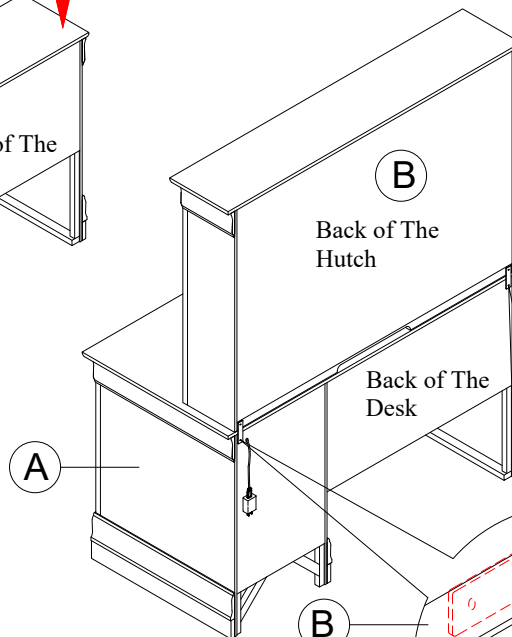
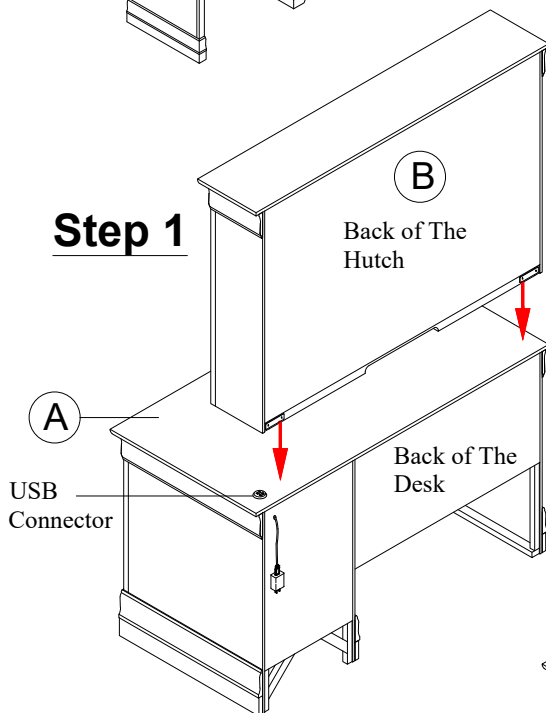
(\*) All hardware pack in Hutch.

(\*) The manufacturer does not provide item D.



COMPLETED  
DESK & HUTCH  
ASSEMBLY

## Step 1



## Step 2

Made In Malaysia

2013W / 2013BU / 2013B DESK & HUTCH